

PRESIDENT
Elizabeth J. Kazinskas

COUNCILLORS AT LARGE
James S. Boone
Craig R. Cormier
Ronald F. Cormier
Judy A. Mack
George C. Tyros

CITY OF GARDNER
MASSACHUSETTS 01440-2630

OFFICE OF THE
CITY COUNCIL



WARD 1 COUNCILLOR
James M. Walsh, Esq.

WARD 2 COUNCILLOR
Dana M. Heath

WARD 3 COUNCILLOR
Paul Tassone

WARD 4 COUNCILLOR
Karen G. Hardern

WARD 5 COUNCILLOR
Aleks Dernalowicz, Esq.

February 24, 2023

FINANCE COMMITTEE MEETING NOTICE

Date: Wednesday, March 1, 2023
Time: 8:00 A.M.
Location: City Council Chambers, Room 219, City Hall

AGENDA

CALL TO ORDER

ANNOUNCEMENT OF OPEN MEETING RECORDINGS

Any person may make a video or audio recording of an open session of a meeting, or may transmit the meeting through any medium, subject to reasonable requirements of the chair as to the number, placement and operation of equipment used so as not to interfere with the conduct of the meeting. Any person intending to make such recording shall notify the Chair forthwith. All Documents and exhibits used or referenced at the meeting must be submitted in duplicate to the City Clerk, as they become part of the Meeting Minutes.

- I. Acceptance/Correction to Minutes of Prior Meeting(s)
September 15, 2022, Finance Committee Meeting Minutes
- II. First Time on the Agenda:
 - **10910** – An Order Appropriating \$33,139.00 from Free Cash to Health Department Vehicle Expense Account
 - **10911** – An Order Appropriating \$3,690.00 from Free Cash to City Clerk Professional Services Account
 - **10912** – An Order Appropriating \$8,900 from Free Cash to FAA Airport Master Plan Professional Services Account- City Portion
 - **10913** – An Order Rescinding the Loan Order Relating to Elm Street School Repairs
 - **10914** – An Order Rescinding the Loan Order Relating to the Replacement of Pall Filter at The Crystal Lake Water Treatment Facility

- **10915** – An Order Rescinding the Loan Order Relating to Watkins Field Renovations
- **10916** – An Order Rescinding the Loan Order Relating to The DPW Storage Building Construction
- **10917** – An Order Rescinding the Loan Order Relating to The Waterford Street School Feasibility Study
- **10918** – An Order Rescinding the Loan Order Relating to Snake Pond Well Repairs
- **10919** – An Order Rescinding the Loan Order Relating to The Acquisition of the Omealia Property
- **10920** – An Order Rescinding the Loan Order Relating to Various Capital Expenditures
- **10921** – An Order Rescinding the Loan Order Relating to Water Infrastructure Paving Work
- **10922** – An Order Rescinding the Loan Order Relating to the Acquisition of The Omealia Property Off of Leo Drive For Open Space
- **10923** – An Order Rescinding the Loan Order Relating to the Complete Streets Downtown Improvement Project
- **10924** – An Order Rescinding the Loan Order Relating to GHS Lab And Boiler Upgrades
- **10925** – An Order Rescinding the Loan Order Relating to Water Treatment Facility Upgrades
- **10926** – An Order Rescinding the Loan Order Relating to the Water Infrastructure Improvement Project
- **10927** – An Order Rescinding the Loan Order Relating to Water Storage Tank Repairs
- **10928** – An Order Rescinding the Loan Order Relating to Sewer Main Installation And Pump Station Upgrades
- **10929** – An Order Rescinding the Loan Order Relating to Gardner Middle School Improvements
- **10930** – A Measure Authorizing a five-year Contract Period for School Food Services
- **10931** – A Measure Authorizing a five-year Contract Period for School Custodial Services

- **10932** – A Measure Authorizing a five-year Contract Period for Golf Cart Rentals
- **10933** – Notification of City Involvement in Opioid Lawsuit Settlement – Allegran
\$60,547.58
- **10934** – Notification of City Involvement in Opioid Lawsuit Settlement – CVS
\$134,435.79
- **10935** – Notification of City Involvement in Opioid Lawsuit Settlement – Walgreens
\$146,184.84
- **10936** – Notification of City Involvement in Opioid Lawsuit Settlement – Teva
\$101,632.12
- **10937** – Notification of City Involvement in Opioid Lawsuit Settlement – Walmart
\$76,128.90
- **10938** – Notification Regarding The Status of Opioid Manufacturer Settlement Funds
- **10939** – Notification Regarding The Status of Authorized Unissued Debt
- **10940** – A Measure Authorizing the Mayor to Execute the Subordination for case number #10-283 for Purpose of the Community Development Housing Rehabilitation Program
- **10941** – A Measure Authorizing Acceptance of M.G.L. Chapter 41, §110A - Closing Public Office Operations on Saturdays.
- **10942** – A Measure to Elect John Richard to City Auditor, for term expiring February 23, 2026

III. Items Referred to Finance Committee:

- **10894** – An Order Appropriating \$60,000.00 from Free Cash to the Mayor’s Department – Professional Services Account. *(In the City Council and Referred to Finance Committee 2/21/2023)*
- **10885** – An Ordinance to Amend the Code of the City of Gardner, Chapter 171, Thereof, Entitled “Personnel,” to Change Compensation Schedule 1, Yearly Salaries, Mayor, City Councillors and School Committee. *(In the City Council and Referred to Finance Committee 1/17/2023; Referred to Committee of the Whole 2/6/2023; Informal Meeting 2/21/2023 @ 6:15 PM; Referred to Finance for Further Study and Report 2/21/2023)*

IV. New Business

V. Adjournment

ADJOURNMENT

NOTICE: The listing of Agenda items are those reasonably anticipated by the Chairman which may be discussed at the meeting. Not all items listed may in fact be discussed and other items not listed may also be brought up for discussion to the extent permitted by law.

CITY COUNCIL OF GARDNER

Elizabeth J. Kazinskas

ELIZABETH J. KAZINSKAS

Chair, Finance Committee

CITY OF GARDNER, MASSACHUSETTS
CITY COUNCIL FINANCE COMMITTEE
MINUTES OF MEETING OF SEPTEMBER 15, 2022

The Finance Committee meeting was called to order by Council President Elizabeth Kazinskas at 8:00 a.m. in the City Council Chamber, Room 219, City Hall.

Finance Committee Members Councillor Aleksander Dernalowicz and Ronald Cormier were also present.

Also participating was Mayor Michael Nicholson; and City Clerk Titi Siriphan.

2-1 **#10782- A Measure Authorizing an Increase in Allowing Funding Limits for Council on Aging Revolving Fund. (In the City Council and Referred to Finance Committee 9/7/2022)**

Mayor Nicholson informed the committee due to increased revenue sources for programming at the Senior Center, he is requesting that that the City Council vote to increase the funding limit for the Gardner Senior Center Revolving Account to \$40,000. The current limit on the account is \$20,000.00.

On motion made by President Elizabeth Kazinskas and seconded Councillor Aleksander Dernalowicz, it was voted to recommend to the City Council that the following Order ought to pass:

COUNCIL ON AGING DEPARTMENT
RECREATIONAL ACTIVITIES
REVOLVING FUND M.G.L. CH.44., S.53E ½

VOTED: To authorize and direct the City Treasurer to establish a revolving fund in accordance with M.G.L. Chapter 44, section 53E ½ for salaries and expenses relating to recreational activities at the Senior Center.

Monies received from recreation fees at the Senior Center shall be credited to this fund. As per M.G.L., interest earned on this fund shall be treated as general fund revenue.

The Council on Aging Department is authorized to expend from this fund and is limited to a total amount not to exceed any available balance of forty thousand dollars (\$40,000.00), whichever is less.

The Council on Aging Department shall report annually to the Mayor and City Council the total amount of receipts and expenditures for the prior fiscal year and for the current fiscal year through December 31st, along with any other information that City Council may by vote require.

In the event this fund is not reauthorized for the following fiscal year, or the city changes the purpose of the revolving fund, the balance in the fund shall

CITY OF GARDNER, MASSACHUSETTS
CITY COUNCIL FINANCE COMMITTEE
MINUTES OF MEETING OF SEPTEMBER 15, 2022

revert to surplus revenue, unless City Council and the Mayor vote to transfer the funds to another revolving fund established in accordance with M.G.L. Chapter 44, section 53E ½

2-2 An Order Authorizing \$1,098.78 Payment of the Prior Year Airport Operating Expenditure

Mayor Michael Nicholson informed the committee that the attached invoice was received following the closing of Fiscal Year 2022 for services provided in the previous fiscal year. This bill relates to the purchase of parts needed in the maintenance shed at the Gardner Airport. As such, the payment of such bill must be approved by a nine-tenths (9/10ths) vote of the City Council in order for our finance department to be able to process the invoice.

On motion made by Councillor Aleksander Dernalowicz and seconded by Councillor Ronald Cormier, it was voted to recommend to the City Council that the following Order ought to pass:

AUTHORIZING PAYMENT OF PRIOR YEAR OPERATING EXPENDITURE

ORDERED: To authorize payment of prior year AIRPORT Operating Expense account for prior year, as follows:

FY2022	REPAIRS & MAINT EXPENSE	\$1,098.78
--------	-------------------------	------------

2-3 An Order Authorizing \$32.01 Payment of Prior Year IT Operating Expenditure.

Mayor Nicholson informed the committee that this bill relates to services provided in repairing the main printer/copy machine in City Hall. As such, the payment of such bill but be approved by a nine-tenths (9/10ths) vote of the City Council in order for our finance departments to be able to process the invoice.

On motion made by Councillor Aleksander Dernalowicz and seconded by Councillor Ronald Cormier, it was voted to recommend to the City Council that the following Order ought to pass:

AUTHORIZING PAYMENT OF PRIOR YEAR OPERATING EXPENDITURE

ORDERED: To authorize payment of prior year IT Operating Expense account for prior year, as follows:

FY2022	PRINTER/COPIER EXPENSE	\$32.01
--------	------------------------	---------

CITY OF GARDNER, MASSACHUSETTS
CITY COUNCIL FINANCE COMMITTEE
MINUTES OF MEETING OF SEPTEMBER 15, 2022

2-4 **A Measure Authorizing Acceptance of Donations and Gifts for Use by Park Bandstand.**

Mayor Nicholson informed the committee that the late family of the late Hugh and Gladys Hunter, through Victoria Kazinskas, has donated \$1,600.00 to the Department of Public Works to purchase a new Monument Park bench in their memory.

President Kazinskas stated that these were her grandparents and noted they often enjoyed spending their summer Saturday evenings attending the summer concert in the park series, and they wished to honor their loved ones in a way that helps those attending those concerts now.

On motion made by President Elizabeth Kazinskas and seconded Councillor Ronald Cormier, it was voted to recommend to the City Council that the following Order ought to pass:

ACCEPTANCE OF DONATIONS AND GIFTS
PARK BANDSTAND GIFT

VOTED: That the City of Gardner is authorized to accept certain donations and gifts for use by the Parks Department, said acceptance in accordance with the provisions of Chapter 44, Section 53A ½ of the General Laws.

6-1 **A Measure Declaring Surplus for Purpose of Disposal of Land and Buildings at 478 Chestnut Street.**

Mayor Nicholson informed the committee that he request the City Council vote to declare surplus on this property so that the City can sell the property, as is, to get the property back on the tax rolls.

On a motion made by Councillor Ronald Cormier and seconded by Councillor Aleksander Dernalowicz, it was voted to recommend to the Council that the following Order ought to pass:

DECLARING SURPLUS FOR PURPOSE OF DISPOSAL OF
LAND AND BUILDINGS AT 478 CHESTNUT STREET

VOTED:

To declare surplus for the purpose of disposal, in accordance with prevailing General Laws, all land and buildings at 478 Chestnut Street, further identified on the City of Gardner Assessor's Map as R22/23/19, to establish as a minimum amount of \$42,000.00 to be paid for any conveyance of said property, and to authorize the Mayor to convey said land, or part thereof, for

CITY OF GARDNER, MASSACHUSETTS
CITY COUNCIL FINANCE COMMITTEE
MINUTES OF MEETING OF SEPTEMBER 15, 2022

such amount or larger amount, and upon such other terms as the Mayor shall consider proper in accordance with this Vote.

ADJOURNMENT

On a motion by Councillor Ronald Cormier and seconded by Councillor Aleksander Dernalowicz, it was voted to adjourn at 8:14 a.m.

DRAFT



City of Gardner - *Executive Department*
Mayor Michael J. Nicholson

February 21, 2023

Hon. Elizabeth J. Kazinskas, Council President
And City Councilors
Gardner City Hall, Rm 121
95 Pleasant St
Gardner, MA 01440

RE: Free Cash Appropriation Request – Health Department Vehicle

Dear Madam President and Councilors,

In the FY2023 Supplemental Budget, additional funding was appropriated to hire an additional housing inspector for the Department of Public Health.

The attached appropriation request is being submitted to purchase a vehicle for that inspector to use, as we do with all inspectors in the City.

The job is being posted shortly, and this would allow us to purchase the vehicle in time so that we could have it on hand by the time the employee gets onboarded and starts in this role.

Respectfully Submitted,

Michael J. Nicholson
Mayor, City of Gardner

AN ORDER APPROPRIATING FROM FREE CASH TO THE HEALTH DEPARTMENT VEHICLE EXPENSE ACCOUNT.

ORDERED:

That there be and is hereby appropriated the sum of Thirty-three Thousand One Hundred Thirty-Nine Dollars and No Cents (\$33,139.00) from Free Cash to the Health Department Vehicle Expense Account.

Purchase Agreement

Michael Shortsleeve
 Salvadore Auto Group
 442 W Broadway
 Gardner, MA 01440

Buyer	Co-Buyer	Vehicle
City Of Gardner Angela Diprima C: (978) 630-4013 adiprima@gardner-ma.gov		2023 Chevrolet Equinox LT VIN: 3GNAXUEGXPL141868 Stock #: C23067 Mileage: 4 Color: Sterling Gray Metallic

Purchase Details	
Retail Price:	\$35,735.00
Sales Price:	\$34,500.00
Accessories:	\$0.00
Service Contract:	\$0.00
Government Fees:	\$0.00
Proc/Doc Fees:	\$389.00
Total Taxes	\$0.00
Total Sales Price:	\$34,889.00
Trade Allowance:	\$0.00
Trade Payoff:	\$0.00
Trade Equity:	\$0.00
Rebate:	\$1,750.00
Cash Down:	\$0.00
Cash Price:	\$33,139.00

X

 Customer Signature

X

 Manager Signature

 Date

 Date

Disclaimer:

Printed 2/14/23 5:14 PM

Offer valid for 48 hours, with approved credit. Subject to current incentives and or rebates.



City of Gardner - *Executive Department*

Mayor Michael J. Nicholson

February 21, 2023

Hon. Elizabeth J. Kazinskas, Council President
And City Councilors
Gardner City Hall, Rm 121
95 Pleasant St
Gardner, MA 01440

RE: Free Cash Appropriation Request – City Clerk Dog Licensing Software

Dear Madam President and Councilors,

As you are aware, over the last several years, the City has begun the process of integrating more of our permit and license applications onto our OpenGov (formerly known as ViewPoint) software.

This request would be to onboard the City Clerk's Dog Licensing Application to the system. If the funding is approved, the application would be designed this spring/summer, to allow the staff in the Clerk's Office to train on the system throughout the year in order to have it ready to go live to the public in January of 2024.

As a reminder, for all of our permits in all our departments, even if an application is available in this online format, paper applications are still available for members of the public who wish to utilize them. However, the online systems truly do cut down on the amount of work that our clerical staff members need to do which results in a large time value of money savings.

Respectfully Submitted,

Michael J. Nicholson
Mayor, City of Gardner

AN ORDER APPROPRIATING FROM FREE CASH TO THE CLERK'S PROFESSIONAL SERVICES ACCOUNT.

ORDERED:

That there be and is hereby appropriated the sum of Three Thousand Six Dollars and No Cents (\$3,690.00) from Free Cash to the Clerk's Professional Services Account.



OpenGov Inc.
 6525 Crown Blvd #41340
 San Jose, CA 95160
 United States

10911

Order Number: Q006782
Created On: February 16, 2023
Quote Expiration Date: March 31, 2023
Subscription Start Date: April 01, 2023
Subscription End Date: March 31, 2024

Prepared By: Dana Bartolon
Email: dbartolon@opengov.com
Contract Term: 12 Months

Customer Information

Customer: City of Gardner, MA
Bill To/Ship To: City Hall 95 Pleasant Street Room 1
 Gardner, MA US
Contact Name: Bob O'Keefe
Email: rokeefe@gardner-ma.gov
Phone: 9786304019

Order Details

Billing Frequency: Upfront **Payment Terms:** Net 30

PROFESSIONAL SERVICES:		
Product / Service	Start Date	Total Amount
Professional Services Deployment - Prepaid	April 01, 2023	\$3,690.00
Services Total Amount		\$3,690.00

Order Form Legal Terms

Welcome to OpenGov! Thanks for using our Software Services. This Order Form is entered into between OpenGov, Inc., with its principal place of business at PO Box 41340, San Jose, CA 95160 ("OpenGov"), and you, the entity identified above ("Customer"), as of the Effective Date. This Order Form includes and incorporates the OpenGov Software Services Agreement ("SSA") attached, or if no such SSA is attached, the SSA available at <https://opengov.com/terms-of-service> and the applicable Statement of Work ("SOW") incorporated herein in the event Professional Services are purchased. The Order Form, SSA and SOW shall hereafter be referred to as the "Agreement". Unless otherwise specified above, fees for the Software Services and Professional Services shall be due and payable, in advance, on the Effective Date. By signing this Agreement, Customer acknowledges that it has reviewed, and agrees to be legally bound by, the OpenGov Terms and Conditions. Each party's acceptance of this Agreement is conditional upon the other's acceptance of the terms in the Agreement to the exclusion of all other terms.

City of Gardner, MA	OpenGov, Inc.
Signature:	Signature:
Name:	Name:
Title:	Title:
Sign Date:	Countersign Date:



Statement of Work

City of Gardner, MA

Creation Date: 2/15/2023
Document Number: PS_03684
Version Number: 2
Created by: Jennifer Nordin

TABLE OF CONTENTS

1. Overview	3
2. Project Schedule	3
3. General Project Assumptions	3
4. Project Scope	4
5. Acceptance	4
5.1. Acceptance Process	4
5.2. Acceptance Requirements	5
6. Change Management	5

1. Overview

This Statement of Work ("SOW") identifies services that OpenGov, Inc. ("OpenGov" or "we") will perform for City of Gardner, MA ("Customer" or "you") pursuant to that order for Professional Services entered into between OpenGov and the Customer ("Order Form") which references the Software Services Agreement or other applicable agreement entered into by the parties (the "Agreement"). For clarity, Customer's use of the Professional Services are governed by the Agreement and not this SOW. Upon execution of the Order Form or other documentation referencing the SOW, this SOW shall be incorporated by reference into the Agreement. In the event of any inconsistency or conflict between the terms and conditions of this SOW and the Agreement, the terms and conditions of this SOW shall govern with respect to the subject matter of this SOW only. Unless otherwise defined herein, capitalized terms used in this SOW shall have the meaning defined in the Agreement. This SOW may not be modified or amended except in a written agreement signed by a duly authorized representative of each party.

2. Project Schedule

OpenGov will schedule resources for this project upon signature of the order form. Unless specifically noted, OpenGov will work with Customer to develop the project schedule for all requested deliverables under this SOW. OpenGov reserves the right to adjust the schedule based on the availability of OpenGov resources and/or Customer resources, and the timeliness of deliverables provided by the Customer.

3. General Project Assumptions

In order to ensure we are able to meet the project timeline and ensure Customer is successful, OpenGov asks that Customer abide by the General Assumptions detailed in this SOW.

- Professional Services under this SOW will be billed upfront. The hours are based on OpenGov's best estimate. These hours should be adequate to achieve the deliverables, however if they are not, the Customer will need to purchase additional hours. The hours must be utilized within four (4) months from execution of the Order Form. Any unused hours after such expiration shall be forfeited with no credit or fees due to Customer.
- This SOW is limited to the professional services as defined in the Project Scope. Any additional services or support not defined in Section 4 Project Scope will be considered out of scope and managed in accordance with Section 6 of this SOW.
- Customer will commit and provide access to all necessary stakeholders and subject matter experts necessary to complete the Project Scope as defined in Section 4 defined in this SOW.
- Customer is responsible for internal change management associated with the purchase of new software.
- Response Protocol
 - OpenGov and Customer commit to responding to inquiries, updates, or any other project-related matters in no less than 10 business days throughout the course of this project. If Customer is delayed in its response, Customer acknowledges that: a)

the delay may impact the project schedule; and b) any fees for Professional Services due to OpenGov after such delay shall become due and OpenGov may invoice Customer for such prepayment.

- The Professional Services will be provided during regular business hours (8am to 6pm Eastern Time) Monday through Friday (holidays excluded).
- Professional Services Offer Expiration:
 - This SOW is valid for up to 90 days from the Creation Date, or as agreed to in writing by OpenGov and Customer.
- All services will be provided remotely.

4. Project Scope

Description	OpenGov Responsibilities	Customer Responsibilities
<p>Record Type Configuration</p>	<p>OpenGov will:</p> <ul style="list-style-type: none"> ● Configure up to one (1) record types including: <ul style="list-style-type: none"> ○ Form ○ Workflow ○ Documents ○ Fees ○ Renewal Workflow (if applicable) ● Record types in scope include: <ul style="list-style-type: none"> ○ Dog License <p>OpenGov Assumptions:</p> <ul style="list-style-type: none"> ● Record types vary in complexity. Changes to the record types listed in the SOW may result in a change order. 	<p>Customer will:</p> <ul style="list-style-type: none"> ● Provide existing application forms, current workflows, fee structures, and output documents. ● Attend scheduled working sessions for the purpose of validating, reviewing, and iterating upon draft record types configuration. ● Test all configured record types ● Validate and sign off on configured record types. ● Configure all other record types outside of scope..
<p>Permitting & Licensing Administrator Training</p>	<p>OpenGov will:</p> <ul style="list-style-type: none"> ● Provide up to two (2) 90 minute trainings for system administrators, which will include an overview: <ul style="list-style-type: none"> ○ Public Portal ○ Employee Site ○ System Settings ○ Explore Reports 	<p>Customer will</p> <ul style="list-style-type: none"> ● Identify relevant participants and attend scheduled trainings.

5. Acceptance

5.1. Acceptance Process

All Deliverables require acceptance from the Customer following the completion of Deliverables and upon Project Closure. Customer is responsible for conducting any additional review or testing of such Deliverable pursuant to any applicable mutually agreed upon acceptance criteria agreed upon by the parties for such Deliverable. Upon completion of these phases, the OpenGov shall notify the Customer and provide the necessary documents for review and sign off.

The following process will be used for accepting or acknowledging Deliverables and Project Closure:

- OpenGov shall submit the completed Deliverables to Customer to review or test against the applicable acceptance criteria. Customer shall notify OpenGov promptly of its acceptance or rejection in accordance with the agreed upon acceptance criteria.
- Customer must accept all Deliverables that meet the applicable acceptance criteria. OpenGov will provide the Customer with the OpenGov Acceptance form to sign off on the Deliverable and project. Once all Deliverables required to meet a particular phase have been accepted or are deemed accepted, the phase shall be deemed complete.
- Upon completion of the phase or project, OpenGov allows Customer 10 business days to communicate that the particular Deliverable(s) does not meet Customer's requirements. Failure to communicate that the particular Deliverable(s) does not meet Customer's requirements will be deemed as acceptance and any further work provided to remedy Customer's complaint might incur additional cost.
- Customer shall provide to OpenGov a written notice detailing the reasons for rejection and the nature of the failure to meet the acceptance criteria. OpenGov shall make best effort to revise the non-conforming Deliverable(s) to meet the acceptance criteria and re-submit it to Customer for further review and testing.
- If the acceptance form is not received in accordance with SLA as defined in Section 3 General Project Assumptions, the project phase and/or project will be considered accepted and automatically closed.

5.2. Acceptance Requirements

- All acceptance milestones and associated review periods will be tracked on the project plan.
- The Customer will have decision authority to approve/reject all project Deliverables, Phase Acceptance and Project Acceptance.
- Any open issues shall receive response in accordance with Section 3 General Assumptions of this SOW following the Validation Acceptance review, or as mutually agreed upon between the parties, for resolution prior to advancing on in the project.
- Both OpenGov and Customer recognize that failure to complete tasks and respond to open issues may have a negative impact on the project.

- For any tasks not yet complete, OpenGov and/or Customer will provide sufficient resources to expedite completion of tasks to prevent negatively impacting the project.

6. Change Management

This SOW and related effort is based on the information provided and gathered by OpenGov. Customer acknowledges that changes to the scope may require additional effort or time, resulting in additional cost. Any change to scope must be agreed to in writing or email, by both Customer and OpenGov, and documented as such via a:

- *Change Order* - Work that is added to or deleted from the original scope of this SOW. Depending on the magnitude of the change, it may or may not alter the original contract amount or completion date and be paid for by Customer. Changes might include:
 - Timeline for completion
 - Sign off process
 - Cost of change and Invoice timing
 - Signed by OpenGov and Customer Executives approving funds.

Change documentation will be mutually agreed upon as defined in Section 3 General Assumptions of this SOW. Should that not occur, the change will be added to the next Executive Sponsor agenda for closure.

Example of changes that might arise during a deployment:

- Amending the SOW to correct an error.
- Extension of work as the complexity identified exceeds what was expected by Customer or OpenGov.
- Change in type of OpenGov resources to support the SOW. For example Subject Matter Experts to address simplifying Chart of Account structure.



City of Gardner - *Executive Department*

Mayor Michael J. Nicholson

2023 FEB 23 PM 2:35

February 21, 2023

Hon. Elizabeth J. Kazinskas, Council President
And City Councilors
Gardner City Hall, Rm 121
95 Pleasant St
Gardner, MA 01440

RE: Free Cash Appropriation Request – Airport Master Plan

Dear Madam President and Councilors,

The Gardner Municipal Airport recently received a \$150,000 Grant from the Federal Aviation Administration (“FAA”), matched with a \$8,900 grant from the Massachusetts Department of Transportation (“MassDOT”) to fund a master plan for the airport in order to determine how to better utilize the airport to fit the City’s needs over the next five (5) years.

These grants require a match from the City of \$8,900.

Respectfully,

Michael J. Nicholson
Mayor, City of Gardner

AN ORDER APPROPRIATING FROM FREE CASH TO FAA AIRPORT
MASTER PLAN PROFESSIONAL SERVICES– CITY PORTION.

ORDERED:

That there be and is hereby appropriated the sum of Eight Thousand Nine Hundred Dollars and No Cents (\$8,900.00) from Free Cash to the FAA Airport Master Plan Professional Services - City Portion.

Mayor

From: Isabelle Davis
Sent: Tuesday, February 21, 2023 8:34 AM
To: Mayor
Subject: Re: City's portion of Airport 5 year Master Plan

The Airport would like to request funds to finalize and receive the 5 year Airport Master Plan provided by Gale Associates.

This Master Plan's emphasis is on evaluating the Airport's forecast of operational demand and facility requirements in an effort to guide the Airport Commission in making recommendations for future capital improvements at the Airport.

Costs of the 5 year Master Plan are as follows:

City's share is \$8,900
FAA's share is \$150,000
MassDOT share is \$8,900

To move forward and finalize this project, we need \$8,900.

Thank you for your time.

Isabelle

Isabelle Davis
Airport Manager



City of Gardner - *Executive Department*

Mayor Michael J. Nicholson

2023 FEB 23 PM 2:27

February 22, 2023

Hon. Elizabeth J. Kazinskas, Council President
And City Councilors
Gardner City Hall, Rm 121
95 Pleasant St
Gardner, MA 01440

RE: Measure Rescinding Loan Order – Elm Street School Repairs

Dear Madam President and Councilors,

At the May 20, 2015 meeting of the City Council, the Council voted to authorize the previous administration to borrow \$4,158,176.00 to fund repairs to the Elm Street School building.

The project has long been completed, however, the remaining unused \$3,558,176.00 was never closed out or rescinded by vote of the City Council.

The attached order would close out this loan order and remove it from the City's books.

Respectfully Submitted,

Michael J. Nicholson
Mayor, City of Gardner

AN ORDER RESCINDING LOAN ORDER RELATING TO ELM STREET SCHOOL REPAIRS.

ORDERED:

To rescind the vote taken on May 20, 2015, under Calendar Item #9411, ordering that the City of Gardner appropriates the sum of Four Million One Hundred Fifty-Eight Thousand One Hundred Seventy-Six and 00/100 cents (\$4,158,176.00) to fund repairs to the Elm Street School building and paying other costs incidental or related thereto; to meet said appropriation the Treasurer, with the approval of the Mayor, is authorized to borrow said sum under M.G.L. Chapter 44, Section 7(7), or any other enabling authority. Any premium received upon the sale of any bonds or notes approved by this vote, less any such premium applied to the payment of the costs of issuance of such bonds or notes, may be applied to the payment of costs approved by this vote in accordance with Chapter 44, Section 20 of the General Laws, thereby reducing the amount authorized to be borrowed to pay such costs by a like amount and that the Mayor is authorized to take any other action necessary or convenient to carry out this vote.

original order

CITY OF GARDNER, MASSACHUSETTS
IN CITY COUNCIL

ORDERED: That the City of Gardner appropriate the sum of four million one hundred fifty-eight thousand one hundred seventy six (\$4,158,176.00) Dollars for exterior doors/windows replacement and heating boiler replacement at Elm Street School, 160 Elm Street, Gardner, MA 01440, including the payment of all costs incidental or related thereto (the "Project"), which school facility shall have an anticipated useful life as an educational facility for the instruction of school children for at least 50 years and which proposed repair project would materially extend the useful life of the school and preserve an asset that otherwise is capable of supporting the required educational program, said sum to be expended under the direction of the School Building Committee, and to meet said appropriation the City of Gardner Treasurer, is authorized to borrow said sum under M.G.L. Chapter 44, or any other enabling authority; that the City of Gardner acknowledges that the Massachusetts School Building Authority's ("MSBA") grant program is a non-entitlement, discretionary program based on need, as determined by the MSBA, and any project costs the City of Gardner/Gardner Public School District incurs in excess of any grant approved by and received from the MSBA shall be the sole responsibility of the City of Gardner/Gardner Public School District; provided further that any grant that City of Gardner/Gardner Public School District may receive from the MSBA for the Project shall not exceed the lesser of (1) 78.95 percent (%) of eligible, approved project costs, as determined by the MSBA, or (2) the total maximum grant amount determined by the MSBA; and that the amount of borrowing authorized pursuant to this vote shall be reduced by any grant amount set forth in the Project Funding Agreement that may be executed between the City of Gardner and the MSBA.

ORDERED: That the Treasurer is authorized to file an application with the appropriate officials of The Commonwealth of Massachusetts (the "Commonwealth") to qualify under Chapter 44A of the General Laws any and all bonds of the City authorized by this Council as of the date hereof, including this loan order, and to provide such information and execute such documents as such officials of the Commonwealth may require.

Purpose	Date of Vote	Article Number	Amount Authorized	Authorized and Unissued Debt		= Unissued 6/30/2022	NOTES
				- Issued - Retired - Rescinded			
GMS Improvements	06/18/12	12555	400,000.00	364,257.00		35,743.00	RESCINDED OR CLOSE OUT REMAINDER
GHS Lab, Boiler Upgrades	12/18/12	12578	3,545,682.00	3,501,301.00		44,381.00	RESCINDED OR CLOSE OUT REMAINDER
Elm St. School - Repairs	05/20/15	12691	4,158,176.00	600,000.00		3,558,176.00	RESCINDED OR CLOSE OUT REMAINDER
Waterwater Treatment Facility	06/16/15	12711	14,000,000.00	4,433,242.00		9,566,758.00	RESCINDED OR CLOSE OUT REMAINDER
DPW Storage Building	08/10/15	12722	2,500,000.00	2,300,000.00		200,000.00	RESCINDED OR CLOSE OUT REMAINDER
Waterford - Feasibility Study	01/06/17	12794	750,000.00			750,000.00	RESCINDED OR CLOSE OUT REMAINDER
Various Capital Expenditures	07/15/17	12804	2,060,000.00	2,060,000.00		0.00	RESCINDED OR CLOSE OUT REMAINDER
Parkland - Open Space Leo Dr.	07/06/17	12804	320,000.00			320,000.00	RESCINDED OR CLOSE OUT REMAINDER
Watkin's Field Renovation	05/25/18	12824	3,497,380.00	3,497,380.00		0.00	RESCINDED OR CLOSE OUT REMAINDER
Land Acquisition Ormealia Pr.	06/19/18	12834	174,162.00			174,162.00	RESCINDED OR CLOSE OUT REMAINDER
Snake Pond Well Repairs	08/07/19	12849	100,000.00			100,000.00	RESCINDED OR CLOSE OUT REMAINDER
Sew. Main Instal & Pump St. Up	06/04/19	12863	1,750,000.00	1,585,000.00		165,000.00	RESCINDED OR CLOSE OUT REMAINDER
Water Main Replacement	06/11/19	12867	11,000,000.00	11,000,000.00		0.00	RESCINDED OR CLOSE OUT REMAINDER
Water Storage Tank Repair	09/21/20	10333	250,000.00	197,000.00		53,000.00	RESCINDED OR CLOSE OUT REMAINDER
Crystal Lake WT-Pall Filters	09/21/20	10334	450,000.00	357,814.00		92,186.00	RESCINDED OR CLOSE OUT REMAINDER
Paving	04/19/22	13039	1,800,000.00	1,800,000.00		0.00	RESCINDED OR CLOSE OUT REMAINDER



City of Gardner - Executive Department
Mayor Michael J. Nicholson

2023 FEB 23 PM 2:29

February 22, 2023

Hon. Elizabeth J. Kazinskas, Council President
And City Councilors
Gardner City Hall, Rm 121
95 Pleasant St
Gardner, MA 01440

RE: Measure Rescinding Loan Order – Crystal Lake Water Treatment Pall Filters

Dear Madam President and Councilors,

At the September 21, 2020 meeting of the City Council, the Council voted to authorize the Administration to borrow \$450,000.00 to fund repairs to the pall filters at the Water Treatment Facility at Crystal Lake.

The work has since been completed and there is \$92,186.00 remaining in the account that has been authorized but not issued.

The attached order would close out this loan order and remove it from the City's books.

Respectfully Submitted,

Michael J. Nicholson
Mayor, City of Gardner

AN ORDER RESCINDING LOAN ORDER RELATING TO REPLACEMENT
PALL FILTERS AT CRYSTAL LAKE WATER TREATMENT FACILITY.

ORDERED:

To rescind the vote taken on September 21, 2020, under Calendar Item #10334, ordering that the City of Gardner appropriates the sum of Four Hundred Fifty Thousand and 00/100 cents (\$450,000.00) to fund repairs to the pall filters at the Water Treatment Facility and paying other costs incidental or related thereto; to meet said appropriation the Treasurer, with the approval of the Mayor, is authorized to borrow said sum under M.G.L. Chapter 44, Section 7(7), or any other enabling authority. Any premium received upon the sale of any bonds or notes approved by this vote, less any such premium applied to the payment of the costs of issuance of such bonds or notes, may be applied to the payment of costs approved by this vote in accordance with Chapter 44, Section 20 of the General Laws, thereby reducing the amount authorized to be borrowed to pay such costs by a like amount and that the Mayor is authorized to take any other action necessary or convenient to carry out this vote.

original order

CITY OF GARDNER, MASSACHUSETTS

IN CITY COUNCIL

ORDERED:

That the City of Gardner appropriates the sum of Four Hundred Fifty Thousand Dollars (\$450,000) to pay costs of replacing the Pall filters at the Crystal Lake Water Treatment Facility, including the payment of all costs incidental and related thereto; that to meet said appropriation the Treasurer, with the approval of the Mayor, is authorized to borrow said sum under M.G.L. c. 44, §8(7A), or any other enabling authority, and to issue bonds or notes of the City therefor. Any premium received upon the sale of any bonds or notes approved by this vote, less any such premium applied to the payment of the costs of issuance of such bonds or notes, may be applied to the payment of costs approved by this vote in accordance with M.G.L. c. 44, §20, thereby reducing the amount authorized to be borrowed to pay such costs by a like amount.

Authorized and Unissued Debt						
Purpose	Date of Vote	Article Number	Amount Authorized	- Issued - Retired - Rescinded	= Unissued 6/30/2022	NOTES
GMS Improvements	06/18/12	12555	400,000.00	364,257.00	35,743.00	RESCINDED OR CLOSE OUT REMAINDER
GHS Lab, Boiler, Upgrades	12/18/12	12578	3,545,682.00	3,501,301.00	44,381.00	RESCINDED OR CLOSE OUT REMAINDER
Elm St. School - Repairs	05/20/15	12691	4,158,176.00	600,000.00	3,558,176.00	RESCINDED OR CLOSE OUT REMAINDER
Waterwater Treatment Facility	06/16/15	12711	14,000,000.00	4,433,242.00	9,566,758.00	RESCINDED OR CLOSE OUT REMAINDER
DPW Storage Building	08/10/15	12722	2,500,000.00	2,300,000.00	200,000.00	RESCINDED OR CLOSE OUT REMAINDER
Waterford - Feasibility Study	01/06/17	12794	750,000.00		750,000.00	RESCINDED OR CLOSE OUT REMAINDER
Various Capital Expenditures	07/15/17	12804	2,060,000.00	2,060,000.00	0.00	RESCINDED OR CLOSE OUT REMAINDER
Parkland - Open Space Leo Dr.	07/06/17	12804	320,000.00		320,000.00	RESCINDED OR CLOSE OUT REMAINDER
Watkin's Field Renovation	05/25/18	12824	3,497,380.00	3,497,380.00	0.00	RESCINDED OR CLOSE OUT REMAINDER
Land Acquisition Omealia Pr.	06/19/18	12834	174,162.00		174,162.00	RESCINDED OR CLOSE OUT REMAINDER
Snake Pond Well Repairs	08/07/19	12849	100,000.00		100,000.00	RESCINDED OR CLOSE OUT REMAINDER
Sew. Main Instal & Pump St. Up	06/04/19	12863	1,750,000.00	1,585,000.00	165,000.00	RESCINDED OR CLOSE OUT REMAINDER
Water Main Replacement	06/11/19	12867	11,000,000.00	11,000,000.00	0.00	RESCINDED OR CLOSE OUT REMAINDER
Water Storage Tank Repair	09/21/20	10333	250,000.00	197,000.00	53,000.00	RESCINDED OR CLOSE OUT REMAINDER
Crystal Lake WT-Pall Filters	09/21/20	10334	450,000.00	357,814.00	92,186.00	RESCINDED OR CLOSE OUT REMAINDER
Paving	04/19/22	13039	1,800,000.00	1,800,000.00	0.00	RESCINDED OR CLOSE OUT REMAINDER



City of Gardner - *Executive Department*

Mayor Michael J. Nicholson

RECEIVED
FEB 23 PM 2:31
CITY OF GARDNER

February 22, 2023

Hon. Elizabeth J. Kazinskas, Council President
And City Councilors
Gardner City Hall, Rm 121
95 Pleasant St
Gardner, MA 01440

RE: Measure Rescinding Loan Order – Watkins Field Renovations

Dear Madam President and Councilors,

At the May 25, 2018 meeting of the City Council, the Council voted to authorize the previous administration to borrow \$3,497,380.00 to fund the renovations of the Watkins Field facility at Gardner High School.

The project has since been completed in its entirety, however, the loan order was never closed out. The full amount of this funding was used in this project.

The attached order would close out this loan order and remove it from the City's books.

Respectfully Submitted,

Michael J. Nicholson
Mayor, City of Gardner

AN ORDER RESCINDING LOAN ORDER RELATING TO THE WATKINS
FIELD RENOVATIONS.

ORDERED:

To rescind the vote taken on May 25, 2018, under Calendar Item #9921, ordering that the City of Gardner appropriates the sum of Three Million Four Hundred Ninety-Seven Thousand Three Hundred Eighty and 00/100 cents (\$3,497,380.00) to fund renovations of Watkins Field at Gardner High School and paying other costs incidental or related thereto; to meet said appropriation the Treasurer, with the approval of the Mayor, is authorized to borrow said sum under M.G.L. Chapter 44, Section 7(7), or any other enabling authority. Any premium received upon the sale of any bonds or notes approved by this vote, less any such premium applied to the payment of the costs of issuance of such bonds or notes, may be applied to the payment of costs approved by this vote in accordance with Chapter 44, Section 20 of the General Laws, thereby reducing the amount authorized to be borrowed to pay such costs by a like amount and that the Mayor is authorized to take any other action necessary or convenient to carry out this vote.

Original order

CITY OF GARDNER, MASSACHUSETTS
IN CITY COUNCIL

ORDER:

That the City of Gardner appropriates the sum of THREE MILLION NINE HUNDRED THIRTY FOUR THOUSAND SEVEN HUNDRED FIFTY DOLLARS (\$3,934,750.00) to pay costs of renovating Watkin's Field, and paying costs incidental or related thereto; to meet said appropriation the Treasurer, with the approval of the Mayor, is authorized to borrow said sum under M.G.L. Chapter 44, Section 7(1), or any other enabling authority. Any premium received upon the sale of any bonds or notes approved by this vote, less any such premium applied to the payment of the costs of issuance of such bonds or notes, may be applied to the payment of costs approved by this vote in accordance with Chapter 44, Section 20 of the General Laws, thereby reducing the amount authorized to be borrowed to pay such costs by a like amount.

Authorized and Unissued Debt						
Purpose	Date of Vote	Article Number	Amount Authorized	- Issued - Retired - Rescinded	= Unissued 6/30/2022	NOTES
GMS Improvements	06/18/12	12555	400,000.00	364,257.00	35,743.00	RESCINDED OR CLOSE OUT REMAINDER
GHS Lab, Boiler, Upgrades	12/18/12	12578	3,545,682.00	3,501,301.00	44,381.00	RESCINDED OR CLOSE OUT REMAINDER
Elm St. School - Repairs	05/20/15	12691	4,158,176.00	600,000.00	3,558,176.00	RESCINDED OR CLOSE OUT REMAINDER
Waterwater Treatment Facility	06/16/15	12711	14,000,000.00	4,433,242.00	9,566,758.00	RESCINDED OR CLOSE OUT REMAINDER
DPW Storage Building	08/10/15	12722	2,500,000.00	2,300,000.00	200,000.00	RESCINDED OR CLOSE OUT REMAINDER
Waterford - Feasibility Study	01/06/17	12794	750,000.00		750,000.00	RESCINDED OR CLOSE OUT REMAINDER
Various Capital Expenditures	07/15/17	12804	2,060,000.00	2,060,000.00	0.00	RESCINDED OR CLOSE OUT REMAINDER
Parkland - Open Space Leo Dr.	07/06/17	12804	320,000.00		320,000.00	RESCINDED OR CLOSE OUT REMAINDER
Watkin's Field Renovation	05/25/18	12824	3,497,380.00	3,497,380.00	0.00	RESCINDED OR CLOSE OUT REMAINDER
Land Acquisition Omealia Pr.	06/19/18	12834	174,162.00		174,162.00	RESCINDED OR CLOSE OUT REMAINDER
Snake Pond Well Repairs	08/07/19	12849	100,000.00		100,000.00	RESCINDED OR CLOSE OUT REMAINDER
Sew. Main Instal & Pump St. Up	06/04/19	12863	1,750,000.00	1,585,000.00	165,000.00	RESCINDED OR CLOSE OUT REMAINDER
Water Main Replacement	06/11/19	12867	11,000,000.00	11,000,000.00	0.00	RESCINDED OR CLOSE OUT REMAINDER
Water Storage Tank Repair	09/21/20	10333	250,000.00	197,000.00	53,000.00	RESCINDED OR CLOSE OUT REMAINDER
Crystal Lake WT-Pall Filters	09/21/20	10334	450,000.00	357,814.00	92,186.00	RESCINDED OR CLOSE OUT REMAINDER
Paving	04/19/22	13039	1,800,000.00	1,800,000.00	0.00	RESCINDED OR CLOSE OUT REMAINDER



City of Gardner - *Executive Department*
Mayor Michael J. Nicholson

February 22, 2023

Hon. Elizabeth J. Kazinskas, Council President
And City Councilors
Gardner City Hall, Rm 121
95 Pleasant St
Gardner, MA 01440

RE: Measure Rescinding Loan Order – DPW Storage Building Construction

Dear Madam President and Councilors,

At the August 10, 2015 meeting of the City Council, the Council voted to authorize the previous administration to borrow \$2,500,000.00 to fund the construction of the storage building at the Gardner Department of Public Works.

The project has long been completed, however, the remaining unused \$200,000.00 was never closed out or rescinded by vote of the City Council.

The attached order would close out this loan order and remove it from the City's books.

Respectfully Submitted,

Michael J. Nicholson
Mayor, City of Gardner

AN ORDER RESCINDING LOAN ORDER RELATING TO THE DPW
STORAGE BUILDING CONSTRUCTION.

ORDERED:

To rescind the vote taken on August 10, 2015, under Calendar Item #9470, ordering that the City of Gardner appropriates the sum of Two Million Five Hundred Thousand Dollars and 00/100 cents (\$2,500,000.00) to fund construction of the cold storage building and paying other costs incidental or related thereto; to meet said appropriation the Treasurer, with the approval of the Mayor, is authorized to borrow said sum under M.G.L. Chapter 44, Section 7(7), or any other enabling authority. Any premium received upon the sale of any bonds or notes approved by this vote, less any such premium applied to the payment of the costs of issuance of such bonds or notes, may be applied to the payment of costs approved by this vote in accordance with Chapter 44, Section 20 of the General Laws, thereby reducing the amount authorized to be borrowed to pay such costs by a like amount and that the Mayor is authorized to take any other action necessary or convenient to carry out this vote.

Original order

9470
10916

CITY OF GARDNER, MASSACHUSETTS

IN CITY COUNCIL

ORDERED:

That \$2,500,000.00 is appropriated for the purpose of constructing a Department of Public Works/City Engineer Facility and a Cold Storage Building, including the payment of costs incidental or related thereto; that to meet this appropriation the Treasurer with the approval of the Mayor is authorized to borrow \$2,500,000.00 and issue bonds or notes therefor under M.G.L. c.44, §7(3) or any other enabling legislation; and that the Mayor or any other appropriate City official is authorized to take any other action necessary or convenient to carry out this vote.

Authorized and Unissued Debt						
Purpose	Date of Vote	Article Number	Amount Authorized	- Issued - Retired - Rescinded	= Unissued 6/30/2022	NOTES
GMS Improvements	06/18/12	12555	400,000.00	364,257.00	35,743.00	RESCINDED OR CLOSE OUT REMAINDER
GHS Lab. Boiler Upgrades	12/18/12	12578	3,545,682.00	3,501,301.00	44,381.00	RESCINDED OR CLOSE OUT REMAINDER
Elm St. School - Repairs	05/20/15	12691	4,158,176.00	600,000.00	3,558,176.00	RESCINDED OR CLOSE OUT REMAINDER
Waterwater Treatment Facility	06/16/15	12711	14,000,000.00	4,433,242.00	9,566,758.00	RESCINDED OR CLOSE OUT REMAINDER
DPW Storage Building	08/10/15	12722	2,500,000.00	2,300,000.00	200,000.00	RESCINDED OR CLOSE OUT REMAINDER
Waterford - Feasibility Study	01/06/17	12794	750,000.00		750,000.00	RESCINDED OR CLOSE OUT REMAINDER
Various Capital Expenditures	07/15/17	12804	2,060,000.00	2,060,000.00	0.00	RESCINDED OR CLOSE OUT REMAINDER
Parkland - Open Space Leo Dr.	07/06/17	12804	320,000.00		320,000.00	RESCINDED OR CLOSE OUT REMAINDER
Watkin's Field Renovation	05/25/18	12824	3,497,380.00	3,497,380.00	0.00	RESCINDED OR CLOSE OUT REMAINDER
Land Acquisition Ormealia Pr.	06/19/18	12834	174,162.00		174,162.00	RESCINDED OR CLOSE OUT REMAINDER
Snake Pond Well Repairs	08/07/19	12849	100,000.00		100,000.00	RESCINDED OR CLOSE OUT REMAINDER
Sew. Main Instal & Pump St. Up	06/04/19	12863	1,750,000.00	1,585,000.00	165,000.00	RESCINDED OR CLOSE OUT REMAINDER
Water Main Replacement	06/11/19	12867	11,000,000.00	11,000,000.00	0.00	RESCINDED OR CLOSE OUT REMAINDER
Water Storage Tank Repair	09/21/20	10333	250,000.00	197,000.00	53,000.00	RESCINDED OR CLOSE OUT REMAINDER
Crystal Lake WT-Pall Filters	09/21/20	10334	450,000.00	357,814.00	92,186.00	RESCINDED OR CLOSE OUT REMAINDER
Paving	04/19/22	13039	1,800,000.00	1,800,000.00	0.00	RESCINDED OR CLOSE OUT REMAINDER



City of Gardner - *Executive Department*
Mayor Michael J. Nicholson

2023 FEB 23 PM 2:47

February 22, 2023

Hon. Elizabeth J. Kazinskas, Council President
And City Councilors
Gardner City Hall, Rm 121
95 Pleasant St
Gardner, MA 01440

RE: Measure Rescinding Loan Order – Waterford Feasibility Study

Dear Madam President and Councilors,

At the January 6, 2017 meeting of the City Council, the Council voted to authorize the previous administration to borrow \$750,000.00 to fund a feasibility study regarding future uses of Waterford Street School once the Gardner Elementary School was constructed.

This loan was never issued, thus leaving the full \$750,000.00 balance.

The attached order would close out this loan order and remove it from the City's books.

Respectfully Submitted,

Michael J. Nicholson
Mayor, City of Gardner

AN ORDER RESCINDING LOAN ORDER RELATING TO THE
WATERFORD FEASIBILITY STUDY.

ORDERED:

To rescind the vote taken on January 6, 2017, under Calendar Item #9801, ordering that the City of Gardner appropriates the sum of Seven Hundred Fifty Thousand Dollars and 00/100 cents (\$750,000.00) to fund a feasibility study regarding future uses of Waterford Street School and paying other costs incidental or related thereto; to meet said appropriation the Treasurer, with the approval of the Mayor, is authorized to borrow said sum under M.G.L. Chapter 44, Section 7(7), or any other enabling authority. Any premium received upon the sale of any bonds or notes approved by this vote, less any such premium applied to the payment of the costs of issuance of such bonds or notes, may be applied to the payment of costs approved by this vote in accordance with Chapter 44, Section 20 of the General Laws, thereby reducing the amount authorized to be borrowed to pay such costs by a like amount and that the Mayor is authorized to take any other action necessary or convenient to carry out this vote.

Original order

9801 10917

CITY OF GARDNER
LOAN ORDER

MSBA Portion
\$ 592,125

37009-43220

37805-58911

CITY OF GARDNER, In City Council,

ORDERED: That the City appropriate the amount of Seven Hundred Fifty Thousand Dollars (\$750,000) for the purpose of paying costs of a feasibility study for the Waterford Elementary School, located at 62 Waterford Street, including the payment of all costs incidental or related thereto, and for which City may be eligible for a grant from the Massachusetts School Building Authority ("MSBA"), said amount to be expended under the direction of Waterford School Building Committee. To meet this appropriation the City Treasurer, with the approval of the Mayor is authorized to borrow said amount under and pursuant to M.G.L. Chapter 44, or pursuant to any other enabling authority. The City acknowledges that the MSBA's grant program is a non-entitlement, discretionary program based on need, as determined by the MSBA, and any costs the City incurs in excess of any grant approved by and received from the MSBA shall be the sole responsibility of the City, and that the amount of borrowing authorized pursuant to this vote shall be reduced by any grant amount set forth in the Feasibility Study Agreement that may be executed between the City and the MSBA.

FURTHER ORDERED: Any premium received upon the sale of any bonds or notes approved by this vote, less any such premium applied to the payment of the costs of issuance of such bonds or notes, may be applied to the payment of costs approved by this vote in accordance with Chapter 44, Section 20 of the General Laws, thereby reducing the amount authorized to be borrowed to pay such costs by a like amount.

BY A 2019-1-514

JR 7/20/15

Order No. 12794

Order

In City Council

June 5, 2017

Order Passed

June 5, 2017
11 years, 0 days.

Leant Spuel Clerk

Presented to Mayor for approval

June 6, 2017

Approved on June 8, 2017

 Mayor

Mayor's Signature

Authorized and Unissued Debt						
Purpose	Date of Vote	Article Number	Amount Authorized	- Issued - Retired - Rescinded	= Unissued 6/30/2022	NOTES
GMS Improvements	06/18/12	12555	400,000.00	364,257.00	35,743.00	RESCINDED OR CLOSE OUT REMAINDER
GHS Lab. Boiler Upgrades	12/18/12	12578	3,545,682.00	3,501,301.00	44,381.00	RESCINDED OR CLOSE OUT REMAINDER
Elm St. School - Repairs	05/20/15	12691	4,158,176.00	600,000.00	3,558,176.00	RESCINDED OR CLOSE OUT REMAINDER
Waterwater Treatment Facility	06/16/15	12711	14,000,000.00	4,433,242.00	9,566,758.00	RESCINDED OR CLOSE OUT REMAINDER
DPW Storage Building	08/10/15	12722	2,500,000.00	2,300,000.00	200,000.00	RESCINDED OR CLOSE OUT REMAINDER
Waterford - Feasibility Study	01/06/17	12794	750,000.00		750,000.00	RESCINDED OR CLOSE OUT REMAINDER
Various Capital Expenditures	07/15/17	12804	2,060,000.00	2,060,000.00	0.00	RESCINDED OR CLOSE OUT REMAINDER
Parkland - Open Space Leo Dr.	07/06/17	12804	320,000.00		320,000.00	RESCINDED OR CLOSE OUT REMAINDER
Watkin's Field Renovation	05/25/18	12824	3,497,380.00	3,497,380.00	0.00	RESCINDED OR CLOSE OUT REMAINDER
Land Acquisition Omealia Pr.	06/19/18	12834	174,162.00		174,162.00	RESCINDED OR CLOSE OUT REMAINDER
Snake Pond Well Repairs	08/07/19	12849	100,000.00		100,000.00	RESCINDED OR CLOSE OUT REMAINDER
Sew. Main Instal & Pump St. Up	06/04/19	12863	1,750,000.00	1,585,000.00	165,000.00	RESCINDED OR CLOSE OUT REMAINDER
Water Main Replacement	06/11/19	12867	11,000,000.00	11,000,000.00	0.00	RESCINDED OR CLOSE OUT REMAINDER
Water Storage Tank Repair	09/21/20	10333	250,000.00	197,000.00	53,000.00	RESCINDED OR CLOSE OUT REMAINDER
Crystal Lake WT-Pall Filters	09/21/20	10334	450,000.00	357,814.00	92,186.00	RESCINDED OR CLOSE OUT REMAINDER
Paving	04/19/22	13039	1,800,000.00	1,800,000.00	0.00	RESCINDED OR CLOSE OUT REMAINDER



City of Gardner - *Executive Department*

Mayor Michael J. Nicholson

February 22, 2023

Hon. Elizabeth J. Kazinskas, Council President
And City Councilors
Gardner City Hall, Rm 121
95 Pleasant St
Gardner, MA 01440

RE: Measure Rescinding Loan Order – Snake Pond Well Repairs

Dear Madam President and Councilors,

At the August 7, 2019 meeting of the City Council, the Council voted to authorize the previous administration to borrow \$100,000.00 to fund repairs to the Snake Pond Well facility. This was done because water enterprise retained earnings had not been certified yet. Once retained earnings had been certified, and equivalent amount was appropriated for this purpose, however, the loan order was never rescinded.

Since this order was never rescinded, the full \$100,000.00 has been carried over each year in the City's accounting books.

The attached order would close out this loan order and remove it from the City's books.

Respectfully Submitted,

Michael J. Nicholson
Mayor, City of Gardner

AN ORDER RESCINDING LOAN ORDER No. 12849 SNAKE POND WELL REPAIRS.

ORDERED:

To rescind the vote taken on August 6, 2018, under Calendar Item #9982, ordering that the City of Gardner appropriates the sum of One Hundred Thousand Dollars and 00/100 cents (\$100,000.00) to pay repair costs of Snake Pond well repair and paying other costs incidental or related thereto; to meet said appropriation the Treasurer, with the approval of the Mayor, is authorized to borrow said sum under M.G.L. Chapter 44, Section 7(7), or any other enabling authority. Any premium received upon the sale of any bonds or notes approved by this vote, less any such premium applied to the payment of the costs of issuance of such bonds or notes, may be applied to the payment of costs approved by this vote in accordance with Chapter 44, Section 20 of the General Laws, thereby reducing the amount authorized to be borrowed to pay such costs by a like amount and that the Mayor is authorized to take any other action necessary or convenient to carry out this vote.

Original order

9982¹⁰⁹¹⁸

CITY OF GARDNER
LOAN ORDER FOR SNAKE POND WELL REPAIRS

ORDERED:

That the sum of \$100,000.00 be and hereby is appropriated to pay for Snake Pond well repair expenses as more fully described in Exhibit A attached hereto, including the payment of any and all other costs incidental and related thereto, and that to raise this appropriation, the Treasurer, with the approval of the Mayor, is authorized to borrow \$100,000.00 under and pursuant to Chapter 44, Sections 7 and 8 of the General Laws, or pursuant to any other enabling authority, and to issue bonds or notes of the City therefor.

Order No. 12849

Order

In City Council

August 6, 2018

Order Passed

August 6, 2018
11 years, 0 nays.

Deant' Agnew Clerk

Presented to Mayor for approval

August 7, 2018

Approved on August 7, 2018

 Mayor
Mayor's Signature

Purpose	Date of Vote	Article Number	Amount Authorized	Authorized and Unissued Debt		= Unissued 6/30/2022	NOTES
				- Issued - Retired - Rescinded			
GMS Improvements	06/18/12	12555	400,000.00	364,257.00		35,743.00	RESCINDED OR CLOSE OUT REMAINDER
GHS Lab, Boiler, Liferades	12/18/12	12578	3,545,682.00	3,501,301.00		44,381.00	RESCINDED OR CLOSE OUT REMAINDER
Elm St School - Repairs	05/20/15	12691	4,158,176.00	600,000.00		3,558,176.00	RESCINDED OR CLOSE OUT REMAINDER
Waterwater Treatment Facility	06/16/15	12711	14,000,000.00	4,433,242.00		9,566,758.00	RESCINDED OR CLOSE OUT REMAINDER
DPW Storage Building	08/10/15	12722	2,500,000.00	2,300,000.00		200,000.00	RESCINDED OR CLOSE OUT REMAINDER
Waterford - Feasibility Study	01/06/17	12794	750,000.00			750,000.00	RESCINDED OR CLOSE OUT REMAINDER
Various Capital Expenditures	07/15/17	12804	2,060,000.00	2,060,000.00		0.00	RESCINDED OR CLOSE OUT REMAINDER
Parkland - Open Space Leo Dr.	07/06/17	12804	320,000.00			320,000.00	RESCINDED OR CLOSE OUT REMAINDER
Watkin's Field Renovation	05/25/18	12824	3,497,380.00	3,497,380.00		0.00	RESCINDED OR CLOSE OUT REMAINDER
Land Acquisition Omealia Pr.	06/19/18	12834	174,162.00			174,162.00	RESCINDED OR CLOSE OUT REMAINDER
Snake Pond Well Repairs	08/07/19	12849	100,000.00			100,000.00	RESCINDED OR CLOSE OUT REMAINDER
Sew. Main Instal & Pump St. Lyp	06/04/19	12863	1,750,000.00	1,585,000.00		165,000.00	RESCINDED OR CLOSE OUT REMAINDER
Water Main Replacement	06/11/19	12867	11,000,000.00	11,000,000.00		0.00	RESCINDED OR CLOSE OUT REMAINDER
Water Storage Tank Repair	09/21/20	10333	250,000.00	197,000.00		53,000.00	RESCINDED OR CLOSE OUT REMAINDER
Crystal Lake WT-Pall Filters	09/21/20	10334	450,000.00	357,814.00		92,186.00	RESCINDED OR CLOSE OUT REMAINDER
Paving	04/19/22	13039	1,800,000.00	1,800,000.00		0.00	RESCINDED OR CLOSE OUT REMAINDER



City of Gardner - Executive Department
Mayor Michael J. Nicholson

2023 FEB 23 PM 2:51

February 22, 2023

Hon. Elizabeth J. Kazinskas, Council President
And City Councilors
Gardner City Hall, Rm 121
95 Pleasant St
Gardner, MA 01440

RE: Measure Rescinding Loan Order – Parkland Acquisition: Omealia Property

Dear Madam President and Councilors,

At the June 19, 2018 meeting of the City Council, the Council voted to authorize the previous administration to borrow \$174,162.00 to fund the acquisition of land at the former Omealia Property for open space purposes. This was done because free cash had not been certified yet. Once free cash was certified, and equivalent amount was appropriated for this purpose, however, the loan order was never rescinded.

Since this order was never rescinded, the full \$174,162.00 has been carried over each year in the City's accounting books.

The attached order would close out this loan order and remove it from the City's books.

Respectfully Submitted,

Michael J. Nicholson
Mayor, City of Gardner

AN ORDER RESCINDING LOAN ORDER RELATING TO THE ACQUISITION OF THE OMEALIA PROPERTY.

ORDERED:

To rescind the vote taken on June 19, 2018, under Calendar Item #9950, ordering that the City of Gardner appropriates the sum of One Hundred Thousand Dollars and 00/100 cents (\$174,162.00) to fund the acquisition of land at the former Omealia Property for open space purposes and paying other costs incidental or related thereto; to meet said appropriation the Treasurer, with the approval of the Mayor, is authorized to borrow said sum under M.G.L. Chapter 44, Section 7(7), or any other enabling authority. Any premium received upon the sale of any bonds or notes approved by this vote, less any such premium applied to the payment of the costs of issuance of such bonds or notes, may be applied to the payment of costs approved by this vote in accordance with Chapter 44, Section 20 of the General Laws, thereby reducing the amount authorized to be borrowed to pay such costs by a like amount and that the Mayor is authorized to take any other action necessary or convenient to carry out this vote.

original order

995010919

AN ORDER AUTHORIZING THE CITY TO ACCEPT PARC GRANT FUNDS, TO
BORROW, AND TO TAKE OTHER ACTIONS RELATING TO THE
ACQUISITION OF THE "OMEALIA PROPERTY"

ORDERED:

To authorize the Mayor of the City of Gardner to accept grant funds in the amount of up to Ninety Seven Thousand Three Hundred Eighty Eight and 00/100 Dollars (\$121,073.00), awarded to the City, under the PARC Grant program, 301 CMR 5:00, as amended June, 2018, and enter any necessary contracts thereto, for the purpose of purchasing approximately 28.8^{+/-} acres of land on Leo Drive, known as the Omealia Property, and 3.8^{+/-} acres of land on Leo Drive, known as the RHO, Ltd. property described below, to be held and managed by the Department of Public Works, Parks and Recreation for active recreation and park purposes, pursuant to M.G.L. Chapter 45, Section 3, and to borrow, appropriate and expend up to One Hundred Seventy Four Thousand One Hundred Sixty Two and 00/100 Dollars (\$174,162.00), pursuant to M.G.L. Chapter 44, Section 7, for the purchase of said land in fee, in accordance with the attached **Budget**, being a portion of Assessor's Parcel *H37/23/35*, and Assessor's Parcels *H37/9/13A*, and *H37/23/40*, located on Leo Drive, shown as **Parcels B and C** on the attached Map, the property to be permanently conserved under Article 97 of the Amendments to the Constitution of the Commonwealth of Massachusetts.

Authorized and Unissued Debt						
Purpose	Date of Vote	Article Number	Amount Authorized	- Issued - Retired - Rescinded	= Unissued 6/30/2022	NOTES
GMS Improvements	06/18/12	12555	400,000.00	364,257.00	35,743.00	RESCINDED OR CLOSE OUT REMAINDER
GHS Lab, Boiler, Upgrades	12/18/12	12578	3,545,682.00	3,501,301.00	44,381.00	RESCINDED OR CLOSE OUT REMAINDER
Elm St. School - Repairs	05/20/15	12691	4,158,176.00	600,000.00	3,558,176.00	RESCINDED OR CLOSE OUT REMAINDER
Waterwater Treatment Facility	06/16/15	12711	14,000,000.00	4,433,242.00	9,566,758.00	RESCINDED OR CLOSE OUT REMAINDER
DPW Storage Building	08/10/15	12722	2,500,000.00	2,300,000.00	200,000.00	RESCINDED OR CLOSE OUT REMAINDER
Waterford - Feasibility Study	01/06/17	12794	750,000.00		750,000.00	RESCINDED OR CLOSE OUT REMAINDER
Various Capital Expenditures	07/15/17	12804	2,060,000.00	2,060,000.00	0.00	RESCINDED OR CLOSE OUT REMAINDER
Parkland - Open Space Leo Dr.	07/06/17	12804	320,000.00		320,000.00	RESCINDED OR CLOSE OUT REMAINDER
Watkins Field Renovation	05/25/18	12824	3,497,380.00	3,497,380.00	0.00	RESCINDED OR CLOSE OUT REMAINDER
Land Acquisition Omealia Pr.	06/19/18	12834	174,162.00		174,162.00	RESCINDED OR CLOSE OUT REMAINDER
Snake Pond Well Repairs	08/07/19	12849	100,000.00		100,000.00	RESCINDED OR CLOSE OUT REMAINDER
Sew. Main Instal & Pump St. Up	06/04/19	12863	1,750,000.00	1,585,000.00	165,000.00	RESCINDED OR CLOSE OUT REMAINDER
Water Main Replacement	06/11/19	12867	11,000,000.00	11,000,000.00	0.00	RESCINDED OR CLOSE OUT REMAINDER
Water Storage Tank Repair	09/21/20	10333	250,000.00	197,000.00	53,000.00	RESCINDED OR CLOSE OUT REMAINDER
Crystal Lake WT-Pall Filters	09/21/20	10334	450,000.00	357,814.00	92,186.00	RESCINDED OR CLOSE OUT REMAINDER
Paving	04/19/22	13039	1,800,000.00	1,800,000.00	0.00	RESCINDED OR CLOSE OUT REMAINDER



City of Gardner - *Executive Department*

Mayor Michael J. Nicholson

February 22, 2023

Hon. Elizabeth J. Kazinskas, Council President
And City Councilors
Gardner City Hall, Rm 121
95 Pleasant St
Gardner, MA 01440

RE: Measure Rescinding Loan Order – Various Capital Needs

Dear Madam President and Councilors,

At the July 5, 2017 meeting of the City Council, the Council voted to authorize the previous administration to borrow \$2,060,000.00 to fund various capital needs (see attached).

These projects have since been completed and the full amount used up.

The attached order would close out this loan order and remove it from the City's books.

Respectfully Submitted,

Michael J. Nicholson
Mayor, City of Gardner

AN ORDER RESCINDING LOAN ORDER RELATING TO VARIOUS
CAPITAL EXPENDITURES.

ORDERED:

To rescind the vote taken on July 5, 2017, under Calendar Item #9819, ordering that the City of Gardner appropriates the sum of Two Million Sixty Thousand and 00/100 cents (\$2,060,000.00) to fund various capital expenses and paying other costs incidental or related thereto; to meet said appropriation the Treasurer, with the approval of the Mayor, is authorized to borrow said sum under M.G.L. Chapter 44, Section 7(7), or any other enabling authority. Any premium received upon the sale of any bonds or notes approved by this vote, less any such premium applied to the payment of the costs of issuance of such bonds or notes, may be applied to the payment of costs approved by this vote in accordance with Chapter 44, Section 20 of the General Laws, thereby reducing the amount authorized to be borrowed to pay such costs by a like amount and that the Mayor is authorized to take any other action necessary or convenient to carry out this vote.

Original order

9819

RECEIVED

CITY OF GARDNER

2017 JUN 27 PM 4: 10: LOAN ORDER FOR VARIOUS CAPITAL EXPENDITURES

CITY CLERK'S OFFICE
GARDNER, MA
ORDERED:

That the sum of \$2,200,000.00 be and hereby is appropriated to pay various capital expenses as more fully described in Exhibit A attached hereto, including the payment of any and all other costs incidental and related thereto, and that to raise this appropriation, the Treasurer, with the approval of the Mayor, is authorized to borrow \$2,200,000.00 under and pursuant to Chapter 44, Sections 7 and 8 of the General Laws, or pursuant to any other enabling authority, and to issue bonds or notes of the City therefor.

Any premium received upon the sale of any bonds or notes approved by this vote, less any such premium applied to the payment of the costs of issuance of such bonds or notes, may be applied to the payment of costs approved by this vote in accordance with Chapter 44, Section 20 of the General Laws, thereby reducing the amount authorized to be borrowed to pay such costs by a like amount.

<u>Department</u>	<u>Item</u>	<u>Estimated Cost</u>	<u>Capital Improvement Plan Score</u>
City Hall - General	Auditorium Heating	\$ 600,000.00	30
Building Dept.	Victorian Light & Electrical Upgrade	\$ 100,000.00	29
Building Dept.	Electrical Bucket Truck	\$ 105,000.00	21
Engineering Dept.	Street Light LED Retrofit	\$ 600,000.00	29
School Dept.	GHS Watkins Field Renovation Design Services	\$ 140,000.00	26
School Dept.	GHS Upgrade Electrical Panel	\$ 150,000.00	29
Dept. Public Works	6 Wheel Dump Truck with wing and plow	\$ 200,000.00	19
Dept. Public Works	2 Used C&C Trucks for Sanders	\$ 60,000.00	25
School Dept.	GHS & ESS Parking Lot re-paving	\$ 145,000.00	21
School Dept.	GHS Security Cameras	\$ 50,000.00	23
School Dept.	GMS Security Cameras	\$ 50,000.00	22

Estimated Total Cost \$ 2,200,000.00

Purpose	Date of Vote	Article Number	Amount Authorized	Authorized and Unissued Debt		= Unissued 6/30/2022	NOTES
				- Issued - Retired - Rescinded			
GMS Improvements	06/18/12	12555	400,000.00	364,257.00		35,743.00	RESCINDED OR CLOSE OUT REMAINDER
GHS Lab, Boiler, Upgrades	12/18/12	12578	3,545,682.00	3,501,301.00		44,381.00	RESCINDED OR CLOSE OUT REMAINDER
Elm St. School - Repairs	05/20/15	12691	4,158,176.00	600,000.00		3,558,176.00	RESCINDED OR CLOSE OUT REMAINDER
Waterwater Treatment Facility	06/16/15	12711	14,000,000.00	4,433,242.00		9,566,758.00	RESCINDED OR CLOSE OUT REMAINDER
DPW Storage Building	08/10/15	12722	2,500,000.00	2,300,000.00		200,000.00	RESCINDED OR CLOSE OUT REMAINDER
Waterford - Feasibility Study	01/06/17	12794	750,000.00			750,000.00	RESCINDED OR CLOSE OUT REMAINDER
Various Capital Expenditures	07/15/17	12804	2,060,000.00	2,060,000.00		0.00	RESCINDED OR CLOSE OUT REMAINDER
Parkland - Open Space Leo Dr.	07/06/17	12804	320,000.00			320,000.00	RESCINDED OR CLOSE OUT REMAINDER
Watkins Field Renovation	05/25/18	12824	3,497,380.00	3,497,380.00		0.00	RESCINDED OR CLOSE OUT REMAINDER
Land Acquisition Omealia Pr.	06/19/18	12834	174,162.00			174,162.00	RESCINDED OR CLOSE OUT REMAINDER
Snake Pond Well Repairs	08/07/19	12849	100,000.00			100,000.00	RESCINDED OR CLOSE OUT REMAINDER
Sew. Main Instal. & Pump St. Up	06/04/19	12863	1,750,000.00	1,585,000.00		165,000.00	RESCINDED OR CLOSE OUT REMAINDER
Water Main Replacement	06/11/19	12867	11,000,000.00	11,000,000.00		0.00	RESCINDED OR CLOSE OUT REMAINDER
Water Storage Tank Repair	09/21/20	10333	250,000.00	197,000.00		53,000.00	RESCINDED OR CLOSE OUT REMAINDER
Crystal Lake WT-Pall Filters	09/21/20	10334	450,000.00	357,814.00		92,186.00	RESCINDED OR CLOSE OUT REMAINDER
Paving	04/19/22	13039	1,800,000.00	1,800,000.00		0.00	RESCINDED OR CLOSE OUT REMAINDER



City of Gardner - *Executive Department*
Mayor Michael J. Nicholson

February 22, 2023

Hon. Elizabeth J. Kazinskas, Council President
And City Councilors
Gardner City Hall, Rm 121
95 Pleasant St
Gardner, MA 01440

RE: Measure Rescinding Loan Order – Water Infrastructure Paving Work

Dear Madam President and Councilors,

At the April 19, 2022 meeting of the City Council, the Council voted to authorize the Administration to borrow \$1,800,000.00 to complete the paving work related to the water infrastructure improvement project.

The work has since been completed and the entire authorized amount has been used.

The attached order would close out this loan order and remove it from the City's books.

Respectfully Submitted,

Michael J. Nicholson
Mayor, City of Gardner

AN ORDER RESCINDING LOAN ORDER RELATING TO WATER
INFRASTRUCTURE PAVING WORK.

ORDERED:

To rescind the vote taken on April 19, 2022, under Calendar Item #10662, ordering that the City of Gardner appropriates the sum of One Million Eight Hundred Thousand and 00/100 cents (\$1,800,000.00) to fund paving work related to the water infrastructure improvement project and paying other costs incidental or related thereto; to meet said appropriation the Treasurer, with the approval of the Mayor, is authorized to borrow said sum under M.G.L. Chapter 44, Section 7(7), or any other enabling authority. Any premium received upon the sale of any bonds or notes approved by this vote, less any such premium applied to the payment of the costs of issuance of such bonds or notes, may be applied to the payment of costs approved by this vote in accordance with Chapter 44, Section 20 of the General Laws, thereby reducing the amount authorized to be borrowed to pay such costs by a like amount and that the Mayor is authorized to take any other action necessary or convenient to carry out this vote.

Original order

CITY OF GARDNER
LOAN ORDER

(Repaving Project)

ORDERED:

That the City appropriates One Million Eight Hundred Thousand Dollars (\$1,800,000) to pay costs of paving streets effected by the Water Main Replacement Program, as follows:

Street	From	To
Central Street	Maple St	Green Street
Woodland Ave	Central St.	Green Street
Warwick Road	Jackson Hill Rd	West Broadway
West Lynde Street	Main Street	Pine Street
Robillard Street	Bates Road	Douglas Rd
Wickman Drive	Pond Street	Douglas Rd
Pond Street	Robillard Street	Wickman Drive
Myrtle Road	Douglas Rd	End
Douglas Road	Coleman Street	Myrtle Rd
Draper Road	Douglas Rd	West Street
Wasa Street	Wickman Drive	Robillard Street
Monadnock Street	West Street	Way Street
Green Street	Rotary	200' North
Elm Street	Rotary	200' South
Robillard Street	Pond Street	Parker Street
Pearl Street	Pearly Lane	Betty Spring Road
Connors Street	Parker Street	City Hall Ave
Parker Street	Main Street	Jean Street
West Street	Parker Street	Monadnock Street

and for the payment of all other costs incidental and related thereto; that to meet this appropriation, the Treasurer, with the approval of the Mayor, is authorized to borrow said amount under and pursuant to G.L. c. 44, §7(1) or any other enabling authority, and to issue bonds or notes of the City therefor.

Purpose	Date of Vote	Article Number	Amount Authorized	Authorized and Unissued Debt		= Unissued 6/30/2022	NOTES
				- Issued - Retired - Rescinded			
GMS Improvements	06/18/12	12555	400,000.00	364,257.00		35,743.00	RESCINDED OR CLOSE OUT REMAINDER
GHS Lab, Boiler, Upgrades	12/18/12	12578	3,545,682.00	3,501,301.00		44,381.00	RESCINDED OR CLOSE OUT REMAINDER
Elm St. School - Repairs	05/20/15	12691	4,158,176.00	600,000.00		3,558,176.00	RESCINDED OR CLOSE OUT REMAINDER
Waterwater Treatment Facility	06/16/15	12711	14,000,000.00	4,433,242.00		9,566,758.00	RESCINDED OR CLOSE OUT REMAINDER
DPW Storage Building	08/10/15	12722	2,500,000.00	2,300,000.00		200,000.00	RESCINDED OR CLOSE OUT REMAINDER
Waterford - Feasibility Study	01/06/17	12794	750,000.00			750,000.00	RESCINDED OR CLOSE OUT REMAINDER
Various Capital Expenditures	07/15/17	12804	2,060,000.00	2,060,000.00		0.00	RESCINDED OR CLOSE OUT REMAINDER
Parkland - Open Space Leo Dr.	07/06/17	12804	320,000.00			320,000.00	RESCINDED OR CLOSE OUT REMAINDER
Watkins Field Renovation	05/25/18	12824	3,497,380.00	3,497,380.00		0.00	RESCINDED OR CLOSE OUT REMAINDER
Land Acquisition Omealia Pr.	06/19/18	12834	174,162.00			174,162.00	RESCINDED OR CLOSE OUT REMAINDER
Snake Pond Well Repairs	08/07/19	12849	100,000.00			100,000.00	RESCINDED OR CLOSE OUT REMAINDER
Sew. Main Instal & Pump St. Up	06/04/19	12863	1,750,000.00	1,585,000.00		165,000.00	RESCINDED OR CLOSE OUT REMAINDER
Water Main Replacement	06/11/19	12867	11,000,000.00	11,000,000.00		0.00	RESCINDED OR CLOSE OUT REMAINDER
Water Storage Tank Repair	09/21/20	10333	250,000.00	197,000.00		53,000.00	RESCINDED OR CLOSE OUT REMAINDER
Crystal Lake WT-Pall Filters	09/21/20	10334	450,000.00	357,814.00		92,186.00	RESCINDED OR CLOSE OUT REMAINDER
Paving	04/19/22	13039	1,800,000.00	1,800,000.00		0.00	RESCINDED OR CLOSE OUT REMAINDER



City of Gardner - *Executive Department*

Mayor Michael J. Nicholson

February 22, 2023

Hon. Elizabeth J. Kazinskas, Council President
And City Councilors
Gardner City Hall, Rm 121
95 Pleasant St
Gardner, MA 01440

RE: Measure Rescinding Loan Order – Parkland Acquisition: Leo Drive

Dear Madam President and Councilors,

At the July 6, 2017 meeting of the City Council, the Council voted to authorize the previous administration to borrow \$320,000.00 to fund the acquisition of land on Leo Drive for open space purposes. This was done because free cash had not been certified yet. Once free cash was certified, and equivalent amount was appropriated for this purpose, however, the loan order was never rescinded.

Since this order was never rescinded, the full \$320,000.00 has been carried over each year in the City's accounting books.

The attached order would close out this loan order and remove it from the City's books.

Respectfully Submitted,

Michael J. Nicholson
Mayor, City of Gardner

AN ORDER RESCINDING LOAN ORDER RELATING TO ACQUISITION
OF OMEALIA PROPERTY OFF LEO DRIVE FOR OPEN SPACE.

ORDERED:

To rescind the vote taken on July 6, 2017, under Calendar Item #9821, ordering that the City of Gardner appropriates the sum of Three Hundred Twenty Thousand and 00/100 cents (\$320,000.00) to fund the acquisition of land on Leo Drive for open space purposes paying other costs incidental or related thereto; to meet said appropriation the Treasurer, with the approval of the Mayor, is authorized to borrow said sum under M.G.L. Chapter 44, Section 7(7), or any other enabling authority. Any premium received upon the sale of any bonds or notes approved by this vote, less any such premium applied to the payment of the costs of issuance of such bonds or notes, may be applied to the payment of costs approved by this vote in accordance with Chapter 44, Section 20 of the General Laws, thereby reducing the amount authorized to be borrowed to pay such costs by a like amount and that the Mayor is authorized to take any other action necessary or convenient to carry out this vote.

Original order

9821
10922

AUTHORIZING ACQUISITION OF OMEALIA PROPERTY OFF LEO DRIVE
FOR OPEN SPACE AND RECREATION PURPOSES

VOTE: To authorize the Mayor of the City of Gardner to purchase a certain parcel of land comprised of approximately 122.3 acres in the City, described below, to be used in part as parkland and in part as open space, and to borrow, appropriate and expend up to Three Hundred Twenty Thousand and 00/100 Dollars (\$320,000), pursuant to M.G.L. c. 44, §7, for the purchase of said land in fee, the open space to be acquired pursuant to M.G.L. c. 40, §8C, to be held and managed by the Conservation Commission and the parkland to be acquired pursuant to M.G.L. c. 45, §3, to be held and managed by the City Public Works Department, Division of Parks and Recreation, the entire property to be permanently conserved under Article 97 of the Amendments to the Constitution of the Commonwealth of Massachusetts, being Assessors Parcel H37/23/35, located on Leo Drive, and that the parkland (Parcel A on the Map), comprised of approximately 28.8 acres shall be conveyed to the City to be held and managed for active public recreation, pursuant to a M.G.L. c. 45, §3, and that the open space (Parcel B on the Map), comprised of approximately 93.5 acres shall be conveyed to the City to be held and managed by the Conservation Commission for conservation and passive public recreation, pursuant to M.G.L. c. 40, §8C, said purchases to be contingent on the City receiving reimbursement in amounts equaling not less than \$210,000 for the purchase price, due diligence and other related costs through the LAND and PARC grant programs, and \$35,000 from the federal NAWCA grant program, pursuant to the attached budget, and the City or its municipal agents be authorized to file on behalf of the City of Gardner any and all applications deemed necessary for grants and /or reimbursements from the Commonwealth of Massachusetts, and/or any others in any way connected with the scope of this Article, and that the Mayor of the City of Gardner be authorized to enter into all agreements and execute any and all instruments as may be necessary on behalf of City of Gardner to affect said purchases.

Authorized and Unissued Debt						
Purpose	Date of Vote	Article Number	Amount Authorized	- Issued - Retired - Rescinded	= Unissued 6/30/2022	NOTES
GNS Improvements	06/18/12	12555	400,000.00	364,257.00	35,743.00	RESCINDED OR CLOSE OUT REMAINDER
GHS Lab, Boiler, Upgrades	12/18/12	12578	3,545,682.00	3,501,301.00	44,381.00	RESCINDED OR CLOSE OUT REMAINDER
Elm St. School - Repairs	05/20/15	12691	4,158,176.00	600,000.00	3,558,176.00	RESCINDED OR CLOSE OUT REMAINDER
Waterwater Treatment Facility	06/16/15	12711	14,000,000.00	4,433,242.00	9,566,758.00	RESCINDED OR CLOSE OUT REMAINDER
DPW Storage Building	08/10/15	12722	2,500,000.00	2,300,000.00	200,000.00	RESCINDED OR CLOSE OUT REMAINDER
Waterford - Feasibility Study	01/06/17	12794	750,000.00		750,000.00	RESCINDED OR CLOSE OUT REMAINDER
Various Capital Expenditures	07/15/17	12804	2,060,000.00	2,060,000.00	0.00	RESCINDED OR CLOSE OUT REMAINDER
Parkland - Open Space Leo Dr.	07/06/17	12804	320,000.00		320,000.00	RESCINDED OR CLOSE OUT REMAINDER
Watkin's Field Renovation	05/25/18	12824	3,497,380.00	3,497,380.00	0.00	RESCINDED OR CLOSE OUT REMAINDER
Land Acquisition Omealia Pr.	06/19/18	12834	174,162.00		174,162.00	RESCINDED OR CLOSE OUT REMAINDER
Snake Pond Well Repairs	08/07/19	12849	100,000.00		100,000.00	RESCINDED OR CLOSE OUT REMAINDER
Sew. Main Instal & Pump St. Tip	06/04/19	12863	1,750,000.00	1,585,000.00	165,000.00	RESCINDED OR CLOSE OUT REMAINDER
Water Main Replacement	06/11/19	12867	11,000,000.00	11,000,000.00	0.00	RESCINDED OR CLOSE OUT REMAINDER
Water Storage Tank Repair	09/21/20	10333	250,000.00	197,000.00	53,000.00	RESCINDED OR CLOSE OUT REMAINDER
Crystal Lake WT-Pall Filters	09/21/20	10334	450,000.00	357,814.00	92,186.00	RESCINDED OR CLOSE OUT REMAINDER
Paving	04/19/22	13039	1,800,000.00	1,800,000.00	0.00	RESCINDED OR CLOSE OUT REMAINDER



City of Gardner - *Executive Department*

Mayor Michael J. Nicholson

2023 FEB 23 PM 3:04

February 21, 2023

Hon. Elizabeth J. Kazinskas, Council President
And City Councilors
Gardner City Hall, Rm 121
95 Pleasant St
Gardner, MA 01440

RE: Order Rescinding Loan Order – Complete Streets Downtown Improvement Project

Dear Madam President and Councilors,

At the September 7, 2021 meeting of the City Council, it was voted to authorize the Administration to borrow \$33,148.16 for the City's share of the Complete Streets Grant that the City received from the Commonwealth in relation to the Downtown Improvement Project.

This was taken out because the City's free cash has yet to be certified at that point, but the grant match had to be paid in order to move forward with the project.

An equivalent amount was appropriated from Free Cash on November 15, 2021, after free cash was certified, for this purpose.

As such, I respectfully ask that the City Council rescind this loan order in order to clear it from the City's financial books.

Respectfully Submitted,

Michael J. Nicholson
Mayor, City of Gardner

AN ORDER RESCINDING LOAN ORDER RELATING TO COMPLETE
STREETS DOWNTOWN IMPROVEMENT PROJECT.

ORDERED:

To rescind the vote taken on September 7, 2021, under Calendar Item #10525, ordering that the City of Gardner appropriates the sum of Thirty Three Thousand One Hundred Forty-Eight 16/100 cents (\$33,148.16) to fund the City's share of the Complete Streets Grant and paying other costs incidental or related thereto; to meet said appropriation the Treasurer, with the approval of the Mayor, is authorized to borrow said sum under M.G.L. Chapter 44, Section 7(7), or any other enabling authority. Any premium received upon the sale of any bonds or notes approved by this vote, less any such premium applied to the payment of the costs of issuance of such bonds or notes, may be applied to the payment of costs approved by this vote in accordance with Chapter 44, Section 20 of the General Laws, thereby reducing the amount authorized to be borrowed to pay such costs by a like amount and that the Mayor is authorized to take any other action necessary or convenient to carry out this vote.

Original order

10525 10923

CITY OF GARDNER

LOAN ORDER

(Complete Streets Downtown Improvement Project)

ORDERED:

That the City appropriates Thirty-Three Thousand One Hundred Forty-Eight Dollars and 16/100 cents (\$33,148.16) to pay costs of Complete Streets Downtown Improvement Project =, including the payment of costs incidental and related thereto; that to meet this appropriation, the Treasurer, with the approval of the Mayor, is authorized to borrow said amount under and pursuant to G.L. c. 44, §7(1) or any other enabling authority, and to issue bonds or notes of the City therefor. Any premium received upon the sale of any bonds or notes approved by this order, less any such premium applied to the payment of the costs of issuance of such bonds or notes, may be applied to the payment of costs approved by this order in accordance with G.L. c. 44, §20, thereby reducing the amount authorized to be borrowed to pay such costs by a like amount.

Authorized and Unissued Debt						
Purpose	Date of Vote	Article Number	Amount Authorized	- Issued - Retired - Rescinded	= Unissued 6/30/2022	NOTES
GMS Improvements	06/18/12	12555	400,000.00	364,257.00	35,743.00	RESCINDED OR CLOSE OUT REMAINDER
GHS Lab, Boiler, Uperades	12/18/12	12578	3,545,682.00	3,501,301.00	44,381.00	RESCINDED OR CLOSE OUT REMAINDER
Elm St. School - Repairs	05/20/15	12691	4,158,176.00	600,000.00	3,558,176.00	RESCINDED OR CLOSE OUT REMAINDER
Waterwaer Treatment Facility	06/16/15	12711	14,000,000.00	4,433,242.00	9,566,758.00	RESCINDED OR CLOSE OUT REMAINDER
DPW Storage Building	08/10/15	12722	2,500,000.00	2,300,000.00	200,000.00	RESCINDED OR CLOSE OUT REMAINDER
Waterford - Feasibility Study	01/06/17	12794	750,000.00		750,000.00	RESCINDED OR CLOSE OUT REMAINDER
Various Capital Expenditures	07/15/17	12804	2,060,000.00	2,060,000.00	0.00	RESCINDED OR CLOSE OUT REMAINDER
Parkland - Open Space Leo Dr.	07/06/17	12804	320,000.00		320,000.00	RESCINDED OR CLOSE OUT REMAINDER
Watkins Field Renovation	05/25/18	12824	3,497,380.00	3,497,380.00	0.00	RESCINDED OR CLOSE OUT REMAINDER
Land Acquisition Omealia Pr.	06/19/18	12834	174,162.00		174,162.00	RESCINDED OR CLOSE OUT REMAINDER
Snake Pond Well Repairs	08/07/19	12849	100,000.00		100,000.00	RESCINDED OR CLOSE OUT REMAINDER
Sew. Main Instal. & Pump St. Upr	06/04/19	12863	1,750,000.00	1,585,000.00	165,000.00	RESCINDED OR CLOSE OUT REMAINDER
Water Main Replacement	06/11/19	12867	11,000,000.00	11,000,000.00	0.00	RESCINDED OR CLOSE OUT REMAINDER
Water Storage Tank Repair	09/21/20	10333	250,000.00	197,000.00	53,000.00	RESCINDED OR CLOSE OUT REMAINDER
Crystal Lake WT-Pall Filters	09/21/20	10334	450,000.00	357,814.00	92,186.00	RESCINDED OR CLOSE OUT REMAINDER
Paving	04/19/22	13039	1,800,000.00	1,800,000.00	0.00	RESCINDED OR CLOSE OUT REMAINDER



City of Gardner - *Executive Department*
Mayor Michael J. Nicholson

February 22, 2023

Hon. Elizabeth J. Kazinskas, Council President
And City Councilors
Gardner City Hall, Rm 121
95 Pleasant St
Gardner, MA 01440

RE: Measure Rescinding Loan Order – GHS Lab and Boiler Upgrades

Dear Madam President and Councilors,

At the December 18th, 2012 meeting of the City Council, the Council voted to authorize the previous administration to borrow \$3,545,682.00 to fund improvements to the Gardner High School science labs and boilers

The project has long been completed, however, the remaining unused \$44,381.00 was never closed out or rescinded by vote of the City Council.

The attached order would close out this loan order and remove it from the City's books.

Respectfully Submitted,

Michael J. Nicholson
Mayor, City of Gardner

AN ORDER RESCINDING LOAN ORDER RELATING TO GHS LAB AND
BOILER UPGRADES.

ORDERED:

To rescind the vote taken on December 18, 2012, ordering that the City of Gardner appropriates the sum of Three Million Five Hundred Forty-Five Thousand Six Hundred Eighty Two and 00/100 cents (\$3,545,682.00) to fund improvements to the Gardner High School science labs and boilers and paying other costs incidental or related thereto; to meet said appropriation the Treasurer, with the approval of the Mayor, is authorized to borrow said sum under M.G.L. Chapter 44, Section 7(7), or any other enabling authority. Any premium received upon the sale of any bonds or notes approved by this vote, less any such premium applied to the payment of the costs of issuance of such bonds or notes, may be applied to the payment of costs approved by this vote in accordance with Chapter 44, Section 20 of the General Laws, thereby reducing the amount authorized to be borrowed to pay such costs by a like amount and that the Mayor is authorized to take any other action necessary or convenient to carry out this vote.

original order

following appointment received from the Mayor: Councillor Henry Ares, to confirm the
ALLEN GROSS to the position of Member, Planning Board for term expiring 12/31/2017.

ORDERS

#8972

On a motion by Councillor Ronald Cormier, seconded by Councillor Joshua Cormier, on recommendation of the Finance Committee, it was voted on roll call, ten (10) yeas, President Alice Anderson and Councillors Joshua Cormier, Ronald Cormier, Kim Dembrosky, Patrick Gerry, Edward Gravel, Scott Graves, Karen Hardern, James Johnson and Christine Wilson; one (1) absent, Councillor Henry Ares, to pass the following Order:

ORDERED:

That the City of Gardner appropriate the sum of three million five hundred forty-five thousand six hundred eighty-two (\$3,545,682.00) Dollars for a science lab upgrade, exterior doors/windows replacement and heating boiler replacement at Gardner High School, 200 Catherine Street, Gardner, MA 01440, including the payment of all costs incidental or related thereto (the "Project"), which school facility shall have an anticipated useful life as an educational facility for the instruction of school children for at least 50 years and which proposed repair project would materially extend the useful life of the school and preserve an asset that otherwise is capable of supporting the required educational program, said sum to be expended under the direction of the School Building Committee, and to meet said appropriation the City of Gardner Treasurer, is authorized to borrow said sum under M.G.L. Chapter 44, or any other enabling authority; that the City of Gardner acknowledges that the Massachusetts School Building Authority's ("MSBA") grant program is a non-entitlement, discretionary program based on need, as determined by the MSBA, and any project costs the City of Gardner/Gardner Public School District incurs in excess of any grant approved by and received from the MSBA shall be the sole responsibility of the City of Gardner/Gardner Public School District; provided further that any grant that City of Gardner/Gardner Public School District may receive from the MSBA for the Project shall not exceed the lesser of (1) 78.95 percent (%) of eligible, approved project costs, as determined by the MSBA, or (2) the total maximum grant amount determined by the MSBA; and that the amount of borrowing authorized pursuant to this vote shall be reduced by any grant amount set forth in the Project Funding Agreement that may be executed between the City of Gardner and the MSBA.

ORDERED:

That the Treasurer is authorized to file an application with the appropriate officials of The Commonwealth of Massachusetts (the "Commonwealth") to qualify under Chapter 44A of the General Laws any and all bonds of the City authorized by this Council as of the date hereof, including this loan order, and to provide such information and execute such documents as such officials of the Commonwealth may require.

Presented to the Mayor for Approval – December 18, 2012

Approved December 18, 2012

MARK P. HAWKE, Mayor

#8973

On a motion by Councillor Joshua Cormier, seconded by Councillor Ronald Cormier, on recommendation of the Finance Committee, it was voted on roll call, ten (10) yeas, President Alice Anderson and Councillors Joshua Cormier, Ronald Cormier, Kim Dembrosky, Patrick Gerry, Edward Gravel, Scott Graves, Karen Hardern, James Johnson and Christine Wilson; one (1) absent, Councillor Henry Ares, to pass the following Order:

ORDERED:

That the City of Gardner appropriates the sum of one hundred ninety thousand seven hundred two (\$190,702.00) Dollars for heating boiler replacement at Gardner Middle School, 207 Catherine Street, Gardner, MA 01440, including the payment of all costs

Authorized and Unissued Debt						
Purpose	Date of Vote	Article Number	Amount Authorized	- Issued - Retired - Rescinded	= Unissued 6/30/2022	NOTES
GMS Improvements	06/18/12	12555	400,000.00	364,257.00	35,743.00	RESCINDED OR CLOSE OUT REMAINDER
GHS Lab, Boiler, Uperades	12/18/12	12578	3,545,682.00	3,501,301.00	44,381.00	RESCINDED OR CLOSE OUT REMAINDER
Elm St School - Repairs	05/20/15	12691	4,158,176.00	600,000.00	3,558,176.00	RESCINDED OR CLOSE OUT REMAINDER
Waterwater Treatment Facility	06/16/15	12711	14,000,000.00	4,433,242.00	9,566,758.00	RESCINDED OR CLOSE OUT REMAINDER
DPW Storage Building	08/10/15	12722	2,500,000.00	2,300,000.00	200,000.00	RESCINDED OR CLOSE OUT REMAINDER
Waterford - Feasibility Study	01/06/17	12794	750,000.00		750,000.00	RESCINDED OR CLOSE OUT REMAINDER
Various Capital Expenditures	07/15/17	12804	2,060,000.00	2,060,000.00	0.00	RESCINDED OR CLOSE OUT REMAINDER
Parkland - Open Space Leo Dr.	07/06/17	12804	320,000.00		320,000.00	RESCINDED OR CLOSE OUT REMAINDER
Watkin's Field Renovation	05/25/18	12824	3,497,380.00	3,497,380.00	0.00	RESCINDED OR CLOSE OUT REMAINDER
Land Acquisition Ormealia Pr.	06/19/18	12834	174,162.00		174,162.00	RESCINDED OR CLOSE OUT REMAINDER
Snake Pond Wall Repairs	08/07/19	12849	100,000.00		100,000.00	RESCINDED OR CLOSE OUT REMAINDER
Sew. Main Instal & Pump St. Up	06/04/19	12863	1,750,000.00	1,585,000.00	165,000.00	RESCINDED OR CLOSE OUT REMAINDER
Water Main Replacement	06/11/19	12867	11,000,000.00	11,000,000.00	0.00	RESCINDED OR CLOSE OUT REMAINDER
Water Storage Tank Repair	09/21/20	10333	250,000.00	197,000.00	53,000.00	RESCINDED OR CLOSE OUT REMAINDER
Crystal Lake WT-Pall Filters	09/21/20	10334	450,000.00	357,814.00	92,186.00	RESCINDED OR CLOSE OUT REMAINDER
Paving	04/19/22	13039	1,800,000.00	1,800,000.00	0.00	RESCINDED OR CLOSE OUT REMAINDER



City of Gardner - *Executive Department*
Mayor Michael J. Nicholson

February 22, 2023

Hon. Elizabeth J. Kazinskas, Council President
And City Councilors
Gardner City Hall, Rm 121
95 Pleasant St
Gardner, MA 01440

RE: Measure Rescinding Loan Order – Water Treatment Facility Upgrades

Dear Madam President and Councilors,

At the June 16, 2015 meeting of the City Council, the Council voted to authorize the previous administration to borrow \$14,000,000.00 to fund upgrades to the water treatment facility building.

The project has long been completed, however, the remaining unused \$9,566,758.00 was never closed out or rescinded by vote of the City Council.

The attached order would close out this loan order and remove it from the City's books.

Respectfully Submitted,

Michael J. Nicholson
Mayor, City of Gardner

AN ORDER RESCINDING LOAN ORDER RELATING TO WATER
TREATMENT FACILITY UPGRADES.

ORDERED:

To rescind the vote taken on June 16, 2015, under Calendar Item #9438, ordering that the City of Gardner appropriates the sum of Fourteen Million and 00/100 cents (\$14,000,000.00) to fund upgrades to the water treatment facility and paying other costs incidental or related thereto; to meet said appropriation the Treasurer, with the approval of the Mayor, is authorized to borrow said sum under M.G.L. Chapter 44, Section 7(7), or any other enabling authority. Any premium received upon the sale of any bonds or notes approved by this vote, less any such premium applied to the payment of the costs of issuance of such bonds or notes, may be applied to the payment of costs approved by this vote in accordance with Chapter 44, Section 20 of the General Laws, thereby reducing the amount authorized to be borrowed to pay such costs by a like amount and that the Mayor is authorized to take any other action necessary or convenient to carry out this vote.

Original order

9438 10925

CITY OF GARDNER, MASSACHUSETTS

IN CITY COUNCIL

ORDERED:

That \$14,000,000 is appropriated for the purpose of financing upgrades to the City's Wastewater treatment facility, including the payment of all costs incidental or related thereto; that to meet this appropriation the Treasurer with the approval of the Mayor is authorized to borrow \$14,000,000 and issue bonds or notes therefor under G.L. c.44 §7(1) or any other enabling legislation and/or Chapter 29C of the General Laws; that such bonds or notes shall be general obligations of the City unless the Treasurer with the approval of the Mayor determines that they should be issued as limited obligations and may be secured by local system revenues as defined in Section 1 of Chapter 29C; that the Treasurer with the approval of the Mayor is authorized to borrow all or a portion of such amount from the Massachusetts Clean Water Trust established pursuant to Chapter 29C and in connection therewith to enter into a financing agreement and/or a security agreement with the Trust and otherwise to contract with the Trust and the Department of Environmental Protection with respect to such loan and for any federal or state aid available for the project or for the financing thereof; and that the Mayor or any other appropriate City official is authorized to enter into a project regulatory agreement with the Department of Environmental Protection, to expend all funds available for the project and to take any other action necessary or convenient to carry out the project.

RECEIVED
2015 MAY 21 PM 4 22
CITY CLERK'S OFFICE
GARDNER MA

Authorized and Unissued Debt						
Purpose	Date of Vote	Article Number	Amount Authorized	- Issued - Retired - Rescinded	= Unissued 6/30/2022	NOTES
GMS Improvements	06/18/12	12555	400,000.00	364,257.00	35,743.00	RESCINDED OR CLOSE OUT REMAINDER
GHS Lab, Boiler, Luperades	12/18/12	12578	3,545,682.00	3,501,301.00	44,381.00	RESCINDED OR CLOSE OUT REMAINDER
Elm St. School - Repairs	05/20/15	12691	4,158,176.00	600,000.00	3,558,176.00	RESCINDED OR CLOSE OUT REMAINDER
Waterwater Treatment Facility	06/16/15	12711	14,000,000.00	4,433,242.00	9,566,758.00	RESCINDED OR CLOSE OUT REMAINDER
DPW Storage Building	08/10/15	12722	2,500,000.00	2,300,000.00	200,000.00	RESCINDED OR CLOSE OUT REMAINDER
Waterford - Feasibility Study	01/06/17	12794	750,000.00		750,000.00	RESCINDED OR CLOSE OUT REMAINDER
Various Capital Expenditures	07/15/17	12804	2,060,000.00	2,060,000.00	0.00	RESCINDED OR CLOSE OUT REMAINDER
Parkland - Open Space Leo Dr.	07/06/17	12804	320,000.00		320,000.00	RESCINDED OR CLOSE OUT REMAINDER
Watkin's Field Renovation	05/25/18	12824	3,497,380.00	3,497,380.00	0.00	RESCINDED OR CLOSE OUT REMAINDER
Land Acquisition Omealia Pr.	06/19/18	12834	174,162.00		174,162.00	RESCINDED OR CLOSE OUT REMAINDER
Snake Pond Well Repairs	08/07/19	12849	100,000.00		100,000.00	RESCINDED OR CLOSE OUT REMAINDER
Sew. Main Instal & Pump St. Lyp	06/04/19	12863	1,750,000.00	1,585,000.00	165,000.00	RESCINDED OR CLOSE OUT REMAINDER
Water Main Replacement	06/11/19	12867	11,000,000.00	11,000,000.00	0.00	RESCINDED OR CLOSE OUT REMAINDER
Water Storage Tank Repair	09/21/20	10333	250,000.00	197,000.00	53,000.00	RESCINDED OR CLOSE OUT REMAINDER
Crystal Lake WT-Pall Filters	09/21/20	10334	450,000.00	357,814.00	92,186.00	RESCINDED OR CLOSE OUT REMAINDER
Paving	04/19/22	13039	1,800,000.00	1,800,000.00	0.00	RESCINDED OR CLOSE OUT REMAINDER



City of Gardner - *Executive Department*

Mayor Michael J. Nicholson

RECEIVED

2023 FEB 23 PM 3:10

CITY CLERK'S OFFICE
GARDNER, MA

February 22, 2023

Hon. Elizabeth J. Kazinskas, Council President
And City Councilors
Gardner City Hall, Rm 121
95 Pleasant St
Gardner, MA 01440

RE: Measure Rescinding Loan Order – Water Infrastructure Improvement Project

Dear Madam President and Councilors,

At the June 11, 2019 meeting of the City Council, the Council voted to authorize the previous administration to borrow \$11,000,000.00 to fund the replacement of various water mains throughout the City.

These projects have since been completed and the full amount used up.

The attached order would close out this loan order and remove it from the City's books.

Respectfully Submitted,

Michael J. Nicholson
Mayor, City of Gardner

AN ORDER RESCINDING LOAN ORDER WATER INFRASTRUCTURE
IMPROVEMENT PROJECT

ORDERED:

To rescind the vote taken on June 11, 2019, under Calendar Item #10113, ordering that the City of Gardner appropriates the sum of Eleven Million and 00/100 cents (\$11,000,000.00) to fund repairs to the replacement of various water mains throughout the City and paying other costs incidental or related thereto; to meet said appropriation the Treasurer, with the approval of the Mayor, is authorized to borrow said sum under M.G.L. Chapter 44, Section 7(7), or any other enabling authority. Any premium received upon the sale of any bonds or notes approved by this vote, less any such premium applied to the payment of the costs of issuance of such bonds or notes, may be applied to the payment of costs approved by this vote in accordance with Chapter 44, Section 20 of the General Laws, thereby reducing the amount authorized to be borrowed to pay such costs by a like amount and that the Mayor is authorized to take any other action necessary or convenient to carry out this vote.

Original order

CITY OF GARDNER, MASSACHUSETTS

IN CITY COUNCIL


ORDERED:

That the City of Gardner appropriates the sum of Eleven Million Dollars (\$11,000,000) to pay costs of replacing water mains throughout the City, and paying all costs incidental or related thereto; to meet said appropriation the Treasurer, with the approval of the Mayor, is authorized to borrow said sum under M.G.L. c. 44, §8, or any other enabling authority. Any premium received upon the sale of any bonds or notes approved by this vote, less any such premium applied to the payment of the costs of issuance of such bonds or notes, may be applied to the payment of costs approved by this vote in accordance with M.G.L. c. 44, §20 of the General Laws, thereby reducing the amount authorized to be borrowed to pay such costs by a like amount.

Authorized and Unissued Debt						
Purpose	Date of Vote	Article Number	Amount Authorized	- Issued - Retired - Rescinded	= Unissued 6/30/2022	NOTES
GMS Improvements	06/18/12	12555	400,000.00	364,257.00	35,743.00	RESCINDED OR CLOSE OUT REMAINDER
GHS Lab, Boiler, Upgrades	12/18/12	12578	3,545,682.00	3,501,301.00	44,381.00	RESCINDED OR CLOSE OUT REMAINDER
Elm St. School - Repairs	05/20/15	12691	4,158,176.00	600,000.00	3,558,176.00	RESCINDED OR CLOSE OUT REMAINDER
Waterwater Treatment Facility	06/16/15	12711	14,000,000.00	4,433,242.00	9,566,758.00	RESCINDED OR CLOSE OUT REMAINDER
DPW Storage Building	08/10/15	12722	2,500,000.00	2,300,000.00	200,000.00	RESCINDED OR CLOSE OUT REMAINDER
Waterford - Feasibility Study	01/06/17	12794	750,000.00		750,000.00	RESCINDED OR CLOSE OUT REMAINDER
Various Capital Expenditures	07/15/17	12804	2,060,000.00	2,060,000.00	0.00	RESCINDED OR CLOSE OUT REMAINDER
Parkland - Open Space Leo Dr.	07/06/17	12804	320,000.00		320,000.00	RESCINDED OR CLOSE OUT REMAINDER
Watkin's Field Renovation	05/25/18	12824	3,497,380.00	3,497,380.00	0.00	RESCINDED OR CLOSE OUT REMAINDER
Land Acquisition Omealia Pr.	06/19/18	12834	174,162.00		174,162.00	RESCINDED OR CLOSE OUT REMAINDER
Snake Pond Well Repairs	08/07/19	12849	100,000.00		100,000.00	RESCINDED OR CLOSE OUT REMAINDER
Sew. Main Instal & Pump St. Up	06/04/19	12863	1,750,000.00	1,585,000.00	165,000.00	RESCINDED OR CLOSE OUT REMAINDER
Water Main Replacement	06/11/19	12867	11,000,000.00	11,000,000.00	0.00	RESCINDED OR CLOSE OUT REMAINDER
Water Storage Tank Repair	09/21/20	10333	250,000.00	197,000.00	53,000.00	RESCINDED OR CLOSE OUT REMAINDER
Crystal Lake WT-Pall Filters	09/21/20	10334	450,000.00	357,814.00	92,186.00	RESCINDED OR CLOSE OUT REMAINDER
Paving	04/19/22	13039	1,800,000.00	1,800,000.00	0.00	RESCINDED OR CLOSE OUT REMAINDER



City of Gardner - *Executive Department*
Mayor Michael J. Nicholson



February 22, 2023

Hon. Elizabeth J. Kazinskas, Council President
And City Councilors
Gardner City Hall, Rm 121
95 Pleasant St
Gardner, MA 01440

RE: Measure Rescinding Loan Order – Water Storage Tank Repairs

Dear Madam President and Councilors,

At the August 10, 2015 meeting of the City Council, the Council voted to authorize the Administration to borrow \$250,000.00 to fund repairs to the above ground water storage tank on Route 140.

The project has long been completed, however, the remaining unused \$53,000.00 must still be closed out by vote of the City Council.

The attached order would close out this loan order and remove it from the City's books.

Respectfully Submitted,

Michael J. Nicholson
Mayor, City of Gardner

AN ORDER RESCINDING LOAN ORDER RELATING TO WATER STORAGE TANK REPAIRS.

ORDERED:

To rescind the vote taken on August 10, 2015, under Calendar Item #10333, ordering that the City of Gardner appropriates the sum of Two Hundred Fifty Thousand and 00/100 cents (\$250,000.00) to fund repairs to the above ground water storage tank on Route 140 and paying other costs incidental or related thereto; to meet said appropriation the Treasurer, with the approval of the Mayor, is authorized to borrow said sum under M.G.L. Chapter 44, Section 7(7), or any other enabling authority. Any premium received upon the sale of any bonds or notes approved by this vote, less any such premium applied to the payment of the costs of issuance of such bonds or notes, may be applied to the payment of costs approved by this vote in accordance with Chapter 44, Section 20 of the General Laws, thereby reducing the amount authorized to be borrowed to pay such costs by a like amount and that the Mayor is authorized to take any other action necessary or convenient to carry out this vote.

original order

10927
10333

CITY OF GARDNER, MASSACHUSETTS
IN CITY COUNCIL

ORDERED:

That the City of Gardner appropriates the sum of Two Hundred Fifty Thousand Dollars (\$250,000) to pay costs of repairing and repainting the elevated water storage tank located off of Route 140, including the payment of all costs incidental and related thereto; that to meet said appropriation the Treasurer, with the approval of the Mayor, is authorized to borrow said sum under M.G.L. c. 44, §8(7A), or any other enabling authority, and to issue bonds or notes of the City therefor. Any premium received upon the sale of any bonds or notes approved by this vote, less any such premium applied to the payment of the costs of issuance of such bonds or notes, may be applied to the payment of costs approved by this vote in accordance with M.G.L. c. 44, §20, thereby reducing the amount authorized to be borrowed to pay such costs by a like amount.

Authorized and Unissued Debt							
Purpose	Date of Vote	Article Number	Amount Authorized	- Issued - Retired - Rescinded	= Unissued 6/30/2022	NOTES	
GMS Improvements	06/18/12	12555	400,000.00	364,257.00	35,743.00	RESCINDED OR CLOSE OUT REMAINDER	
GHS Lab, Boiler, Upgrades	12/18/12	12578	3,545,682.00	3,501,301.00	44,381.00	RESCINDED OR CLOSE OUT REMAINDER	
Elm St. School - Repairs	05/20/15	12691	4,158,176.00	600,000.00	3,558,176.00	RESCINDED OR CLOSE OUT REMAINDER	
Waterwater Treatment Facility	06/16/15	12711	14,000,000.00	4,433,242.00	9,566,758.00	RESCINDED OR CLOSE OUT REMAINDER	
DPW Storage Building	08/10/15	12722	2,500,000.00	2,300,000.00	200,000.00	RESCINDED OR CLOSE OUT REMAINDER	
Waterford - Feasibility Study	01/06/17	12794	750,000.00		750,000.00	RESCINDED OR CLOSE OUT REMAINDER	
Various Capital Expenditures	07/15/17	12804	2,060,000.00	2,060,000.00	0.00	RESCINDED OR CLOSE OUT REMAINDER	
Parkland - Open Space Leo Dr.	07/06/17	12804	320,000.00		320,000.00	RESCINDED OR CLOSE OUT REMAINDER	
Watkin's Field Renovation	05/25/18	12824	3,497,380.00	3,497,380.00	0.00	RESCINDED OR CLOSE OUT REMAINDER	
Land Acquisition Omealia Pr.	06/19/18	12834	174,162.00		174,162.00	RESCINDED OR CLOSE OUT REMAINDER	
Snake Pond Well Repairs	08/07/19	12849	100,000.00		100,000.00	RESCINDED OR CLOSE OUT REMAINDER	
Sew. Main Instal & Pump St. Up	06/04/19	12863	1,750,000.00	1,585,000.00	165,000.00	RESCINDED OR CLOSE OUT REMAINDER	
Water Main Replacement	06/11/19	12867	11,000,000.00	11,000,000.00	0.00	RESCINDED OR CLOSE OUT REMAINDER	
Water Storage Tank Repair	09/21/20	10333	250,000.00	197,000.00	53,000.00	RESCINDED OR CLOSE OUT REMAINDER	
Crystal Lake WT-Pall Filters	09/21/20	10334	450,000.00	357,814.00	92,186.00	RESCINDED OR CLOSE OUT REMAINDER	
Paving	04/19/22	13039	1,800,000.00	1,800,000.00	0.00	RESCINDED OR CLOSE OUT REMAINDER	



City of Gardner - *Executive Department*
Mayor Michael J. Nicholson

RECEIVED
2023 FEB 23 PM 3:23
CITY CLERK'S OFFICE
GARDNER, MA

February 22, 2023

Hon. Elizabeth J. Kazinskas, Council President
And City Councilors
Gardner City Hall, Rm 121
95 Pleasant St
Gardner, MA 01440

RE: Measure Rescinding Loan Order – Sewer Main Installation and Pump Station Upgrades

Dear Madam President and Councilors,

At the June 4, 2019 meeting of the City Council, the Council voted to authorize the previous administration to borrow \$1,750,000.00 to fund the installation of new sewer mains and pump station upgrades.

The project has long been completed, however, the remaining unused \$165,000.00 was never closed out or rescinded by vote of the City Council.

The attached order would close out this loan order and remove it from the City's books.

Respectfully Submitted,

Michael J. Nicholson
Mayor, City of Gardner

AN ORDER RESCINDING LOAN ORDER RELATING TO SEWER MAIN
INSTALLATION AND PUMP STATION UPGRADES.

ORDERED:

To rescind the vote taken on June 4, 2019, under Calendar Item #10114, ordering that the City of Gardner appropriates the sum of One Million Seven Hundred Fifty Thousand and 00/100 cents (\$1,750,000.00) to fund the installation of new sewer mains and pump station upgrades and paying other costs incidental or related thereto; to meet said appropriation the Treasurer, with the approval of the Mayor, is authorized to borrow said sum under M.G.L. Chapter 44, Section 7(7), or any other enabling authority. Any premium received upon the sale of any bonds or notes approved by this vote, less any such premium applied to the payment of the costs of issuance of such bonds or notes, may be applied to the payment of costs approved by this vote in accordance with Chapter 44, Section 20 of the General Laws, thereby reducing the amount authorized to be borrowed to pay such costs by a like amount and that the Mayor is authorized to take any other action necessary or convenient to carry out this vote.

Original order

CITY OF GARDNER, MASSACHUSETTS

IN CITY COUNCIL

ORDERED:


That the City of Gardner appropriates the sum of One Million Seven Hundred Fifty Thousand Dollars (\$1,750,000) to pay costs of sewer main installation and sewer pump station upgrades, and paying all costs incidental or related thereto; to meet said appropriation the Treasurer, with the approval of the Mayor, is authorized to borrow said sum under M.G.L. c. 44, §7 or 8, or any other enabling authority. Any premium received upon the sale of any bonds or notes approved by this vote, less any such premium applied to the payment of the costs of issuance of such bonds or notes, may be applied to the payment of costs approved by this vote in accordance with M.G.L. c. 44, §20 of the General Laws, thereby reducing the amount authorized to be borrowed to pay such costs by a like amount.

Authorized and Unissued Debt						
Purpose	Date of Vote	Article Number	Amount Authorized	- Issued - Retired - Rescinded	= Unissued 6/30/2022	NOTES
GMS Improvements	06/18/12	12555	400,000.00	364,257.00	35,743.00	RESCINDED OR CLOSE OUT REMAINDER
GHS Lab, Boiler, Upgrades	12/18/12	12578	3,545,682.00	3,501,301.00	44,381.00	RESCINDED OR CLOSE OUT REMAINDER
Elm St. School - Repairs	05/20/15	12691	4,158,176.00	600,000.00	3,558,176.00	RESCINDED OR CLOSE OUT REMAINDER
Waterwater Treatment Facility	06/16/15	12711	14,000,000.00	4,433,242.00	9,566,758.00	RESCINDED OR CLOSE OUT REMAINDER
DPW Storage Building	08/10/15	12722	2,500,000.00	2,300,000.00	200,000.00	RESCINDED OR CLOSE OUT REMAINDER
Waterford - Feasibility Study	01/06/17	12794	750,000.00		750,000.00	RESCINDED OR CLOSE OUT REMAINDER
Various Capital Expenditures	07/15/17	12804	2,060,000.00	2,060,000.00	0.00	RESCINDED OR CLOSE OUT REMAINDER
Parkland - Open Space Leo Dr.	07/06/17	12804	320,000.00		320,000.00	RESCINDED OR CLOSE OUT REMAINDER
Watkins Field Renovation	05/25/18	12824	3,497,380.00	3,497,380.00	0.00	RESCINDED OR CLOSE OUT REMAINDER
Land Acquisition Omealia Pr.	06/19/18	12834	174,162.00		174,162.00	RESCINDED OR CLOSE OUT REMAINDER
Snake Pond Well Repairs	08/07/19	12849	100,000.00		100,000.00	RESCINDED OR CLOSE OUT REMAINDER
Sew. Main Instal & Pump St. Up	06/04/19	12863	1,750,000.00	1,585,000.00	165,000.00	RESCINDED OR CLOSE OUT REMAINDER
Water Main Replacement	06/11/19	12867	11,000,000.00	11,000,000.00	0.00	RESCINDED OR CLOSE OUT REMAINDER
Water Storage Tank Repair	09/21/20	10333	250,000.00	197,000.00	53,000.00	RESCINDED OR CLOSE OUT REMAINDER
Crystal Lake WT-Pall Filters	09/21/20	10334	450,000.00	357,814.00	92,186.00	RESCINDED OR CLOSE OUT REMAINDER
Paving	04/19/22	13039	1,800,000.00	1,800,000.00	0.00	RESCINDED OR CLOSE OUT REMAINDER



City of Gardner - *Executive Department*

Mayor Michael J. Nicholson



February 22, 2023

Hon. Elizabeth J. Kazinskas, Council President
And City Councilors
Gardner City Hall, Rm 121
95 Pleasant St
Gardner, MA 01440

RE: Measure Rescinding Loan Order – Gardner Middle School Improvements

Dear Madam President and Councilors,

At the June 18th, 2012 meeting of the City Council, the Council voted to authorize the previous administration to borrow \$400,000.00 to fund improvements to the Gardner Middle School building.

The project has long been completed, however, the remaining unused \$35,743.00 was never closed out or rescinded by vote of the City Council.

The attached order would close out this loan order and remove it from the City's books.

Respectfully Submitted,

Michael J. Nicholson
Mayor, City of Gardner

AN ORDER RESCINDING LOAN ORDER RELATING TO GARDNER
MIDDLE SCHOOL IMPROVEMENTS.

ORDERED:

To rescind the vote taken on June 18, 2012, ordering that the City of Gardner appropriates the sum of Four Hundred Thousand and 00/100 cents (\$400,000.00) to fund improvements to the Gardner Middle School and paying other costs incidental or related thereto; to meet said appropriation the Treasurer, with the approval of the Mayor, is authorized to borrow said sum under M.G.L. Chapter 44, Section 7(7), or any other enabling authority. Any premium received upon the sale of any bonds or notes approved by this vote, less any such premium applied to the payment of the costs of issuance of such bonds or notes, may be applied to the payment of costs approved by this vote in accordance with Chapter 44, Section 20 of the General Laws, thereby reducing the amount authorized to be borrowed to pay such costs by a like amount and that the Mayor is authorized to take any other action necessary or convenient to carry out this vote.

**CITY OF GARDNER
REGULAR MEETING OF JUNE 18, 2012
IN CITY COUNCIL**

#8861

On a motion by Councillor Joshua Cormier, seconded by Councillor Ronald Cormier, on recommendation of the Finance Committee, it was voted on roll call ten (10) yeas, President Alice Anderson and Councillors Joshua Cormier, Ronald Cormier, Kim Dembrosky, Patrick Gerry, Edward Gravel, Scott Graves, Karen Hardern, James Johnson and Christine Wilson; one (1) absent, Councillor Henry Ares, to pass the following Order:

AN ORDER APPROPRIATING FROM FREE CASH TO STABILIZATION.

ORDERED: That there be and is hereby appropriated the sum of Fifty Five Thousand Dollars and No Cents (\$55,000.00) from Free Cash to Stabilization.

Presented to the Mayor for Approval – June 19, 2012

Approved June 19, 2012

MARK P. HAWKE, Mayor

#8862

On a motion by Councillor Ronald Cormier, seconded by Councillor Joshua Cormier, on recommendation of the Finance Committee, it was voted on roll call ten (10) yeas, President Alice Anderson and Councillors Joshua Cormier, Ronald Cormier, Kim Dembrosky, Patrick Gerry, Edward Gravel, Scott Graves, Karen Hardern, James Johnson and Christine Wilson; one (1) absent, Councillor Henry Ares, to pass the following Orders:

ORDERED: That the City of Gardner appropriates the sum of Three Hundred Thousand Dollars (\$300,000.00) to pay costs of a feasibility study for the (i) science lab upgrades (ii) exterior window and door replacement and (iii) heating boiler replacement at Gardner High School, including the payment of all costs associated therewith, for which the City of Gardner may be eligible for a grant from the Massachusetts School Building Authority (“MSBA”), said sum to be expended under the direction of the School Building Committee; to meet said appropriation the Treasurer, with the approval of the Mayor, is authorized to borrow said sum under M.G.L. Chapter 44, or any other enabling authority; that the City acknowledges that the MSBA’s grant program is a non-entitlement, discretionary program based on need, as determined by the MSBA, and any costs the City incurs in excess of any grant approved by and received from the MSBA shall be the sole responsibility of the City; and that the amount of borrowing authorized pursuant to this vote shall be reduced by any amounts set forth in the Feasibility Study Agreement between the City and the MSBA with respect to the High School Projects.

ORDERED: That the Treasurer is authorized to file an application with the appropriate officials of The Commonwealth of Massachusetts (the “Commonwealth”) to qualify under Chapter 44A of the General Laws any and all bonds of the City authorized by this Council as of the date hereof, including this loan order, and to provide such information and execute such documents as such officials of the Commonwealth may require.

Presented to the Mayor for Approval – June 19, 2012

Approved June 19, 2012

MARK P. HAWKE, Mayor

#8863

On a motion by Councillor Joshua Cormier, seconded by Councillor Ronald Cormier, on recommendation of the Finance Committee, it was voted on roll call ten (10) yeas, President Alice Anderson and Councillors Joshua Cormier, Ronald Cormier, Kim Dembrosky, Patrick Gerry, Edward Gravel, Scott Graves, Karen Hardern, James Johnson and Christine Wilson; one (1) absent, Councillor Henry Ares, to pass the following Orders:

ORDERED: That the City of Gardner appropriates the sum of Four Hundred Thousand Dollars (\$400,000.00) to pay costs of heating boiler replacement at Gardner Middle School, including the payment of all costs associated therewith the “Middle School Project”, which Middle School Project would materially extend the useful life of the school buildings described above and preserve assets that otherwise are capable of supporting the required educational program, said sum to be expended

**CITY OF GARDNER
REGULAR MEETING OF JUNE 18, 2012
IN CITY COUNCIL**

under the direction of the School Building Committee; to meet said appropriation the Treasurer, with the approval of the Mayor, is authorized to borrow said sum under M.G.L. Chapter 44, or any other enabling authority; that the City acknowledges that the Massachusetts School Building Authority's ("MSBA") grant program is a non-entitlement, discretionary program based on need, as determined by the MSBA, and any project costs the City incurs in excess of any grant approved by and received from the MSBA shall be the sole responsibility of the City; provided further that any grant that the City may receive from the MSBA for the Middle School Project shall not exceed the lesser of (1) seventy-eight and ninety five hundredths percent (78.95%) of eligible, approved project costs, as determined by the MSBA, or (2) the total maximum grant amount determined by the MSBA, and that the amount of borrowing authorized pursuant to this vote shall be reduced by any amounts set forth in the Project Funding Agreement between the City and the MSBA with respect to the Middle School Project.

ORDERED: That the Treasurer is authorized to file an application with the appropriate officials of The Commonwealth of Massachusetts (the "Commonwealth") to qualify under Chapter 44A of the General Laws any and all bonds of the City authorized by this Council as of the date hereof, including this loan order, and to provide such information and execute such documents as such officials of the Commonwealth may require.

Presented to the Mayor for Approval – June 19, 2012
Approved June 19, 2012
MARK P. HAWKE, Mayor

ORDINANCES

#8864

On a motion by Councillor Scott Graves, seconded by Councillor Christine Wilson, it was voted on voice vote, ten (10) yeas, President Alice Anderson and Councillors Joshua Cormier, Ronald Cormier, Kim Dembrosky, Patrick Gerry, Edward Gravel, Scott Graves, Karen Hardern, James Johnson and Christine Wilson; one (1) absent, Councillor Henry Ares, to refer the following Ordinance to the Public Safety Committee for Study and Report:

AN ORDINANCE AMENDING RULES, ORDERS AND ORDINANCES FOR THE REGULATION OF TRAFFIC FOR THE CITY OF GARDNER, MASSACHUSETTS

BE IT ORDAINED BY THE CITY COUNCIL OF THE CITY OF GARDNER AS FOLLOWS:

That "Rules, Orders and Ordinances for the Regulation of Traffic for the City of Gardner, Massachusetts" (Compilation of Ordinances No. 48) and amended several times thereafter, be further amended by inserting under ARTICLE VIII, SECTION 11 (STOP SIGNS), the following:

PARK STREET: for southbound traffic entering the intersection of Clark and Jackson Streets.

#8865

On a motion by Councillor Ronald Cormier, seconded by Councillor Joshua Cormier, it was voted on voice vote, ten (10) yeas, President Alice Anderson and Councillors Joshua Cormier, Ronald Cormier, Kim Dembrosky, Patrick Gerry, Edward Gravel, Scott Graves, Karen Hardern, James Johnson and Christine Wilson; one (1) absent, Councillor Henry Ares, to refer An Ordinance Amending Ordinance No. 40, Establishing Yearly Salaries for Various Positions, to the Finance Committee for further Study and Report.

#8866

On a motion by Councillor Ronald Cormier, seconded by Councillor Joshua Cormier, it was voted on voice vote, ten (10) yeas, President Alice Anderson and Councillors Joshua Cormier, Ronald Cormier, Kim Dembrosky, Patrick Gerry, Edward Gravel, Scott Graves, Karen Hardern, James Johnson and Christine Wilson; one (1) absent, Councillor Henry Ares, to refer An Ordinance Amending Ordinance No. 41, Classification and Compensation of Officers, Employees and Personnel, to the Finance Committee for further Study and Report.

Authorized and Unissued Debt						
Purpose	Date of Vote	Article Number	Amount Authorized	- Issued - Retired - Rescinded	= Unissued 6/30/2022	NOTES
GMS Improvements	06/18/12	12555	400,000.00	364,257.00	35,743.00	RESCINDED OR CLOSE OUT REMAINDER
GHS Lab. Boiler Upgrades	12/18/12	12578	3,545,682.00	3,501,301.00	44,381.00	RESCINDED OR CLOSE OUT REMAINDER
Elm St. School - Repairs	05/20/15	12691	4,158,176.00	600,000.00	3,558,176.00	RESCINDED OR CLOSE OUT REMAINDER
Waterwater Treatment Facility	06/16/15	12711	14,000,000.00	4,433,242.00	9,566,758.00	RESCINDED OR CLOSE OUT REMAINDER
DPW Storage Building	08/10/15	12722	2,500,000.00	2,300,000.00	200,000.00	RESCINDED OR CLOSE OUT REMAINDER
Waterford - Feasibility Study	01/06/17	12794	750,000.00		750,000.00	RESCINDED OR CLOSE OUT REMAINDER
Various Capital Expenditures	07/15/17	12804	2,060,000.00	2,060,000.00	0.00	RESCINDED OR CLOSE OUT REMAINDER
Parkland - Open Space Leo Dr.	07/06/17	12804	320,000.00		320,000.00	RESCINDED OR CLOSE OUT REMAINDER
Watkin's Field Renovation	05/25/18	12824	3,497,380.00	3,497,380.00	0.00	RESCINDED OR CLOSE OUT REMAINDER
Land Acquisition Omealia Pr.	06/19/18	12834	174,162.00		174,162.00	RESCINDED OR CLOSE OUT REMAINDER
Snake Pond Well Repairs	08/07/19	12849	100,000.00		100,000.00	RESCINDED OR CLOSE OUT REMAINDER
Sew. Main Instal & Pump St. Up	06/04/19	12863	1,750,000.00	1,585,000.00	165,000.00	RESCINDED OR CLOSE OUT REMAINDER
Water Main Replacement	06/11/19	12867	11,000,000.00	11,000,000.00	0.00	RESCINDED OR CLOSE OUT REMAINDER
Water Storage Tank Repair	09/21/20	10333	250,000.00	197,000.00	53,000.00	RESCINDED OR CLOSE OUT REMAINDER
Crystal Lake WT-Pall Filters	09/21/20	10334	450,000.00	357,814.00	92,186.00	RESCINDED OR CLOSE OUT REMAINDER
Paving	04/19/22	13039	1,800,000.00	1,800,000.00	0.00	RESCINDED OR CLOSE OUT REMAINDER



City of Gardner - *Executive Department*
Mayor Michael J. Nicholson

RECEIVED

2023 FEB 23 PM 3:28

CITY CLERK'S OFFICE
GARDNER, MA

February 21, 2023

Hon. Elizabeth J. Kazinskas, Council President
And City Councilors
Gardner City Hall, Rm 121
95 Pleasant St
Gardner, MA 01440

RE: Authorization for a Five (5) Year Contract – School Food Services

Dear Madam President and Councilors,

Section 12 of Chapter 30B of the General Laws of the Commonwealth requires that the City Council vote to authorize the Administration to enter into contracts that have a duration of longer than three (3) years.

The attached request would allow the City to enter into a contract for five (5) years for school food services.

This authorization allows the City to get a better rate when we go out to bid for these services through the Purchasing Department.

Respectfully Submitted,

Michael J. Nicholson
Mayor, City of Gardner

AUTHORIZING FIVE-YEAR CONTRACT PERIOD
SCHOOL FOOD SERVICES

VOTED: To authorize the City to enter into a contract not to exceed five (5) years for School Food Services, pursuant to the provisions of Massachusetts General Law, Chapter 30B, section 12 and under the terms outlined in the Purchasing Agent's February 21, 2023, Memorandum.

CITY OF GARDNER
PURCHASING DEPARTMENT

Room 217 - City Hall
95 Pleasant Street
Gardner, MA 01440-2687



Joshua Cormier, Director
jcormier@gardner-ma.gov
Telephone (978) 632-0426

TO: Gardner City Council
Mayor Michael J. Nicholson

FROM: Joshua Cormier, Purchasing Agent

DATE: February 21, 2023

SUBJECT: Request for 5-year contracts

According to MGL c 30B, any contract that exceeds three years must be approved by a majority vote by the City Council.

I respectfully request permission from the Gardner City Council to seek up to a five-year contract (including renewals) for the below listed projects. Following compliance with procurement requirements, all such contracts will continue only if the contracted vendor(s) is in good standing.

- School Food Services
- School Custodial Services
- Golf Cart Rental

My intention to seek a longer-term contract is to attract more competitive rates from vendors and to conduct more effective contract management.

If you have any questions or concerns, please feel free to contact me for additional details.



City of Gardner - *Executive Department*
Mayor Michael J. Nicholson

RECEIVED
2023 FEB 23 PM 3:30
CITY CLERK'S OFFICE
GARDNER, MA

February 21, 2023

Hon. Elizabeth J. Kazinskas, Council President
And City Councilors
Gardner City Hall, Rm 121
95 Pleasant St
Gardner, MA 01440

RE: Authorization for a Five (5) Year Contract – School Custodial Services

Dear Madam President and Councilors,

Section 12 of Chapter 30B of the General Laws of the Commonwealth requires that the City Council vote to authorize the Administration to enter into contracts that have a duration of longer than three (3) years.

The attached request would allow the City to enter into a contract for five (5) years for school custodial services.

This authorization allows the City to get a better rate when we go out to bid for these services through the Purchasing Department.

Respectfully Submitted,

Michael J. Nicholson
Mayor, City of Gardner

AUTHORIZING FIVE-YEAR CONTRACT PERIOD
SCHOOL CUSTODIAL SERVICES

VOTED: To authorize the City to enter into a contract not to exceed five (5) years for School Custodial Services, pursuant to the provisions of Massachusetts General Law, Chapter 30B, section 12 and under the terms outlined in the Purchasing Agent's February 21, 2023, Memorandum.

CITY OF GARDNER
PURCHASING DEPARTMENT

Room 217 - City Hall
95 Pleasant Street
Gardner, MA 01440-2687



Joshua Cormier, Director
jcormier@gardner-ma.gov
Telephone (978) 632-0426

TO: Gardner City Council
Mayor Michael J. Nicholson

FROM: Joshua Cormier, Purchasing Agent

DATE: February 21, 2023

SUBJECT: Request for 5-year contracts

According to MGL c 30B, any contract that exceeds three years must be approved by a majority vote by the City Council.

I respectfully request permission from the Gardner City Council to seek up to a five-year contract (including renewals) for the below listed projects. Following compliance with procurement requirements, all such contracts will continue only if the contracted vendor(s) is in good standing.

- School Food Services
- School Custodial Services
- Golf Cart Rental

My intention to seek a longer-term contract is to attract more competitive rates from vendors and to conduct more effective contract management.

If you have any questions or concerns, please feel free to contact me for additional details.



City of Gardner - *Executive Department*
Mayor Michael J. Nicholson

RECEIVED
2023 FEB 23 PM 3:34
CITY CLERK'S OFFICE
GARDNER, MA

February 21, 2023

Hon. Elizabeth J. Kazinskas, Council President
And City Councilors
Gardner City Hall, Rm 121
95 Pleasant St
Gardner, MA 01440

RE: Authorization for a Five (5) Year Contract – Golf Cart Rentals

Dear Madam President and Councilors,

Section 12 of Chapter 30B of the General Laws of the Commonwealth requires that the City Council vote to authorize the Administration to enter into contracts that have a duration of longer than three (3) years.

The attached request would allow the City to enter into a contract for five (5) years for golf cart rental services.

This authorization allows the City to get a better rate when we go out to bid for these services through the Purchasing Department.

Respectfully Submitted,

Michael J. Nicholson
Mayor, City of Gardner

AUTHORIZING FIVE-YEAR CONTRACT PERIOD
GOLF CART RENTAL

VOTED: To authorize the City to enter into a contract not to exceed five (5) years for Golf Cart Rental, pursuant to the provisions of Massachusetts General Law, Chapter 30B, section 12 and under the terms outlined in the Purchasing Agent's February 21, 2023, Memorandum.

CITY OF GARDNER
PURCHASING DEPARTMENT

Room 217 - City Hall
95 Pleasant Street
Gardner, MA 01440-2687



Joshua Cormier, Director
jcornier@gardner-ma.gov
Telephone (978) 632-0426

TO: Gardner City Council
Mayor Michael J. Nicholson

FROM: Joshua Cormier, Purchasing Agent

DATE: February 21, 2023

SUBJECT: Request for 5-year contracts

According to MGL c 30B, any contract that exceeds three years must be approved by a majority vote by the City Council.

I respectfully request permission from the Gardner City Council to seek up to a five-year contract (including renewals) for the below listed projects. Following compliance with procurement requirements, all such contracts will continue only if the contracted vendor(s) is in good standing.

- School Food Services
- School Custodial Services
- Golf Cart Rental

My intention to seek a longer-term contract is to attract more competitive rates from vendors and to conduct more effective contract management.

If you have any questions or concerns, please feel free to contact me for additional details.



City of Gardner - *Executive Department*
 Mayor Michael J. Nicholson

February 22, 2023

Hon. Elizabeth J. Kazinskas, Council President
 And City Councilors
 Gardner City Hall, Rm 121
 95 Pleasant St
 Gardner, MA 01440

RECEIVED
 FEB 23 PM 3:11
 CITY CLERK'S OFFICE
 GARDNER, MA

RE: Notification of City Involvement in Lawsuit Settlement - Allegran

Dear Madam President and Councilors,

As you are likely aware, in March of 2022, the Massachusetts Attorney General's Office under then Attorney General Maura Healey announced that cities and towns from across Massachusetts would be able to receive a financial benefit from a settlement agreement reached with different opioid manufacturers.

Since that time, Attorney General Campbell has initiated new litigation against different opioid distributors which have recently reached a settlement agreement.

I am writing to inform you that the Administration has signed the City onto the lawsuit against Allegran and that the City will be receiving financial compensation through this settlement as seven equal payments of \$8,649.65 for the next seven years for a total award of \$60,547.58. These will begin in July of 2023.

Just like the previous settlement agreement, these funds are severely restricted through the settlement agreement to be only used for costs associated with combating the opioid epidemic. However, since the legislature has not allowed these funds to be deposited into special revenue accounts, these funds must fall to the general fund and be appropriated by the Council through a regular budgeting process.

The Administration will track these funds as they come in and make sure they are appropriated in the correct fashion. I am hopeful that the legislature will help alleviate this procedural hurdle this session, but until then, we will continue to do what is required of the settlement under the current standards.

Respectfully Submitted,

Michael J. Nicholson
 Mayor, City of Gardner

EXHIBIT K
Subdivision and Special District Settlement Participation Form

Will your subdivision or special district be signing the settlement participation forms for the Allergan and Teva Settlements at this time?

Yes No

Governmental Entity: Gardner city	State: MA
Authorized Signatory: Mayor Michael J. Nicholson	
Address 1: Gardner City Hall	
Address 2: 95 Pleasant St	
City, State, Zip: Gardner	Massachusetts 01440
Phone: 978-630-1490	
Email: mayor@gardner-ma.gov	

The governmental entity identified above (“*Governmental Entity*”), in order to obtain and in consideration for the benefits provided to the Governmental Entity pursuant to the Agreement dated November 22, 2022 (“*Allergan Settlement*”), and acting through the undersigned authorized official, hereby elects to participate in the Allergan Settlement, release all Released Claims against all Released Entities, and agrees as follows.

1. The Governmental Entity is aware of and has reviewed the Allergan Settlement, understands that all terms in this Election and Release have the meanings defined therein, and agrees that by this Election, the Governmental Entity elects to participate in the Allergan Settlement as provided therein.
2. Following the execution of this Settlement Participation Form, the Governmental Entity shall comply with Section III.B of the Allergan Settlement regarding Cessation of Litigation Activities.
3. The Governmental Entity shall, within fourteen (14) days of the Reference Date and prior to the filing of the Consent Judgment, file a request to dismiss with prejudice any Released Claims that it has filed. With respect to any Released Claims pending in *In re National Prescription Opiate Litigation*, MDL No. 2804, the Governmental Entity authorizes the MDL Plaintiffs’ Executive Committee to execute and file on behalf of the Governmental Entity a Stipulation of Dismissal With Prejudice substantially in the form found at <https://nationalopioidsettlement.com>.
4. The Governmental Entity agrees to the terms of the Allergan Settlement pertaining to Subdivisions and Special Districts as defined therein.
5. By agreeing to the terms of the Allergan Settlement and becoming a Releasor, the Governmental Entity is entitled to the benefits provided therein, including, if applicable, monetary payments beginning after the Effective Date.
6. The Governmental Entity agrees to use any monies it receives through the Allergan Settlement solely for the purposes provided therein.



7. The Governmental Entity submits to the jurisdiction of the court in the Governmental Entity's state where the Consent Judgment is filed for purposes limited to that court's role as provided in, and for resolving disputes to the extent provided in, the Allergan Settlement.
8. The Governmental Entity has the right to enforce the Allergan Settlement as provided therein.
9. The Governmental Entity, as a Participating Subdivision or Participating Special District, hereby becomes a Releasor for all purposes in the Allergan Settlement, including, but not limited to, all provisions of **Section V (Release)**, and along with all departments, agencies, divisions, boards, commissions, Subdivisions, districts, instrumentalities of any kind and attorneys, and any person in their official capacity whether elected or appointed to serve any of the foregoing and any agency, person, or other entity claiming by or through any of the foregoing, and any other entity identified in the definition of Releasor, provides for a release to the fullest extent of its authority. As a Releasor, the Governmental Entity hereby absolutely, unconditionally, and irrevocably covenants not to bring, file, or claim, or to cause, assist in bringing, or permit to be brought, filed, or claimed, or to otherwise seek to establish liability for any Released Claims against any Released Entity in any forum whatsoever. The releases provided for in the Allergan Settlement are intended to be broad and shall be interpreted so as to give the Released Entities the broadest possible bar against any liability relating in any way to Released Claims and extend to the full extent of the power of the Governmental Entity to release claims. The Allergan Settlement shall be a complete bar to any Released Claim.
10. The Governmental Entity hereby takes on all rights and obligations of a Participating Subdivision or Participating Special District as set forth in the Allergan Settlement.
11. In connection with the releases provided for in the Allergan Settlement, each Governmental Entity expressly waives, releases, and forever discharges any and all provisions, rights, and benefits conferred by any law of any state or territory of the United States or other jurisdiction, or principle of common law, which is similar, comparable, or equivalent to § 1542 of the California Civil Code, which reads:

General Release; extent. A general release does not extend to claims that the creditor or releasing party does not know or suspect to exist in his or her favor at the time of executing the release that, if known by him or her, would have materially affected his or her settlement with the debtor or released party.

A Releasor may hereafter discover facts other than or different from those which it knows, believes, or assumes to be true with respect to the Released Claims, but each Governmental Entity hereby expressly waives and fully, finally, and forever settles, releases and discharges, upon the Effective Date, any and all Released Claims that may exist as of such date but which Releasors do not know or suspect to exist, whether through ignorance, oversight, error, negligence or through no fault whatsoever, and which, if known, would materially affect the Governmental Entities' decision to participate in the Allergan Settlement.

12. Nothing herein is intended to modify in any way the terms of the Allergan Settlement, to which the Governmental Entity hereby agrees. To the extent this Settlement Participation Form is interpreted differently from the Allergan Settlement in any respect, the Allergan Settlement controls.



I have all necessary power and authorization to execute this Settlement Participation Form on behalf of the Governmental Entity.

Signature: DocuSigned by:
Michael Nicholson
E4290202953440E...

Name: Michael J. Nicholson

Title: Mayor

Date: 2/13/2023



Estimated Maximum Municipal Abatement Payments to Participating Subdivisions, By Payment*

*The below figures are estimates that are subject to reduction and acceleration under certain conditions.

Municipal Allocation of Allergan Abatement Funds, by Payment	Settlement Ex. G Allocation	7 Annual Payments (Starting ~ July 2023)		Total Payments
		\$	\$	
Abington	0.2400899791%	\$	2,807,800.21	\$ 19,654,601.48
Acton	0.1586479343%	\$	6,741.25	\$ 47,188.73
Acushnet	0.1547305792%	\$	4,454.52	\$ 31,181.62
Adams	0.0189731986%	\$	4,344.53	\$ 30,411.68
Agawam	0.0189731986%	\$	532.73	\$ 3,729.11
Alford	0.4341901730%	\$	12,191.19	\$ 85,338.35
Amesbury	0.0007449491%	\$	20.92	\$ 146.42
Amherst	0.2580959424%	\$	7,246.82	\$ 50,727.73
Andover	0.3675897982%	\$	10,321.19	\$ 72,248.31
Aquinnah	0.7102727131%	\$	19,943.04	\$ 139,601.27
Arlington	0.0049293930%	\$	138.41	\$ 968.85
Ashburnham	0.3350233330%	\$	9,406.79	\$ 65,847.50
Ashby	0.0140160133%	\$	393.54	\$ 2,754.79
Ashfield	0.0069876989%	\$	196.20	\$ 1,373.40
Ashland	0.0027296132%	\$	76.64	\$ 536.49
Athol	0.1613930923%	\$	4,531.60	\$ 31,721.17
Attleboro	0.0359559233%	\$	1,009.57	\$ 7,066.99
Auburn	0.9357205930%	\$	26,273.16	\$ 183,912.15
Avon	0.3036683195%	\$	8,526.40	\$ 59,684.80
Ayer	0.0739889948%	\$	2,077.46	\$ 14,542.24
Barnstable	0.0179210686%	\$	503.19	\$ 3,522.31
Barnstable County	0.8578313582%	\$	24,086.19	\$ 168,603.33
Barre	0.0639482242%	\$	1,795.54	\$ 12,568.77
Becket	0.0096522017%	\$	271.01	\$ 1,897.10
Bedford	0.0067279376%	\$	188.91	\$ 1,322.35
Belcher	0.1982937972%	\$	5,567.69	\$ 38,973.86
	0.3492785905%	\$	9,807.05	\$ 68,649.32

Estimated Maximum Municipal Abatement Payments to Participating Subdivisions, By Payment*

*The below figures are estimates that are subject to reduction and acceleration under certain conditions.

Municipal Allocation of Allergan Abatement Funds, by Payment	Settlement Ex. G Allocation	7 Annual Payments (Starting ~ July 2023)		Total Payments
		\$	\$	
Bellingham	0.1961076781%	\$ 5,506.31	\$ 2,807,800.21	\$ 19,654,601.48
Belmont	0.2420315678%	\$ 6,795.76	\$	\$ 47,570.34
Berkeley	0.1212759115%	\$ 3,405.19	\$	\$ 23,836.30
Berlin	0.0397753511%	\$ 1,116.81	\$	\$ 7,817.69
Bernardston	0.0040751589%	\$ 114.42	\$	\$ 800.96
Beverly	0.4801566147%	\$ 13,481.84	\$	\$ 94,372.87
Billerica	0.3870913124%	\$ 10,868.75	\$	\$ 76,081.25
Blackstone	0.0221473318%	\$ 621.85	\$	\$ 4,352.97
Blandford	0.0009007116%	\$ 25.29	\$	\$ 177.03
Bolton	0.0110088433%	\$ 309.11	\$	\$ 2,163.74
Boston	10.5767780349%	\$ 296,974.80	\$	\$ 2,078,823.57
Bourne	0.3783946742%	\$ 10,624.57	\$	\$ 74,371.97
Boxborough	0.0399298051%	\$ 1,121.15	\$	\$ 7,848.04
Boxford	0.0912309051%	\$ 2,561.58	\$	\$ 17,931.07
Boylston	0.0562367737%	\$ 1,579.02	\$	\$ 11,053.11
Braintree	0.4457226214%	\$ 12,515.00	\$	\$ 87,605.00
Brewster	0.1284470083%	\$ 3,606.54	\$	\$ 25,245.75
Bridgewater	0.0570448443%	\$ 1,601.71	\$	\$ 11,211.94
Brimfield	0.0355644757%	\$ 998.58	\$	\$ 6,990.06
Bristol County	0.1015083030%	\$ 2,850.15	\$	\$ 19,951.05
Brockton	2.1170344615%	\$ 59,442.10	\$	\$ 416,094.69
Brookfield	0.0372953453%	\$ 1,047.18	\$	\$ 7,330.25
Brookline	0.8244968622%	\$ 23,150.22	\$	\$ 162,051.57
Buckland	0.0031396937%	\$ 88.16	\$	\$ 617.09
Burlington	0.3034752912%	\$ 8,520.98	\$	\$ 59,646.86
Cambridge	4.3053779748%	\$ 120,886.41	\$	\$ 846,204.88

Estimated Maximum Municipal Abatement Payments to Participating Subdivisions, By Payment*

*The below figures are estimates that are subject to reduction and acceleration under certain conditions.

Municipal Allocation of Allergan Abatement Funds, by Payment	Settlement Ex. G Allocation	7 Annual Payments (Starting ~ July 2023)		Total Payments
		\$	\$	
Canton	0.2909840866%	\$	2,807,800.21	\$ 19,654,601.48
Carlisle	0.0526144568%	\$	8,170.25	\$ 57,191.76
Carver	0.2179547901%	\$	1,477.31	\$ 10,341.16
Charlemont	0.0066765925%	\$	6,119.74	\$ 42,838.15
Charlton	0.0066765925%	\$	187.47	\$ 1,312.26
Chatham	0.0305379405%	\$	857.44	\$ 6,002.11
Chelmsford	0.1685335181%	\$	4,732.08	\$ 33,124.59
Chelsea	0.3162632088%	\$	8,880.04	\$ 62,160.27
Chelsea	0.5236031155%	\$	14,701.73	\$ 102,912.11
Cheshire	0.0015830626%	\$	44.45	\$ 311.14
Chester	0.0096828727%	\$	271.88	\$ 1,903.13
Chesterfield	0.0168042468%	\$	471.83	\$ 3,302.81
Chicopee	0.8816952708%	\$	24,756.24	\$ 173,293.69
Chilmark	0.0062328576%	\$	175.01	\$ 1,225.04
Clarksburg	0.0303920178%	\$	853.35	\$ 5,973.43
Clinton	0.2371744557%	\$	6,659.38	\$ 46,615.69
Cohasset	0.1430861241%	\$	4,017.57	\$ 28,123.01
Colrain	0.0016018525%	\$	44.98	\$ 314.84
Concord	0.1749597704%	\$	4,912.52	\$ 34,387.65
Conway	0.0354590115%	\$	995.62	\$ 6,969.33
Cummington	0.0009757143%	\$	27.40	\$ 191.77
Dalton	0.0123034626%	\$	345.46	\$ 2,418.20
Danvers	0.4037368656%	\$	11,336.12	\$ 79,352.87
Dartmouth	0.5505881937%	\$	15,459.42	\$ 108,215.92
Dedham	0.3188835370%	\$	8,953.61	\$ 62,675.29
Deerfield	0.0872700035%	\$	2,450.37	\$ 17,152.57
Dennis	0.0970183530%	\$	2,724.08	\$ 19,068.57

Estimated Maximum Municipal Abatement Payments to Participating Subdivisions, By Payment*

*The below figures are estimates that are subject to reduction and acceleration under certain conditions.

Municipal Allocation of Allergan Abatement Funds, by Payment		Settlement Ex. G Allocation	7 Annual Payments (Starting ~ July 2023)	Total Payments
Dighton	0.0228752705%	\$ 642.29	\$ 2,807,800.21	\$ 4,496.04
Douglas	0.1659192613%	\$ 4,658.68	\$ 19,412.10	\$ 32,610.77
Dover	0.0683428114%	\$ 1,918.93	\$ 59,120.76	\$ 13,432.51
Dracut	0.20458872966%	\$ 5,744.44	\$ 18,623.69	\$ 40,211.10
Dudley	0.0179390734%	\$ 503.69	\$ 19,412.10	\$ 3,525.85
Dukes County	0.0054256244%	\$ 152.34	\$ 479.78	\$ 1,066.38
Dunstable	0.0041607864%	\$ 116.83	\$ 7,266.87	\$ 817.79
Duxbury	0.37420117566%	\$ 10,506.82	\$ 19,380.31	\$ 73,547.75
East Bridgewater	0.2308047825%	\$ 6,480.54	\$ 7,625.18	\$ 45,363.76
East Brookfield	0.0052365739%	\$ 147.03	\$ 2,209.50	\$ 1,029.23
East Longmeadow	0.2715713403%	\$ 7,625.18	\$ 2,273.78	\$ 53,376.26
Eastham	0.0786916528%	\$ 2,209.50	\$ 15,939.48	\$ 15,466.53
Easthampton	0.2670463228%	\$ 7,498.13	\$ 142.50	\$ 52,486.89
Easton	0.5676857515%	\$ 15,939.48	\$ 1,442.51	\$ 111,576.37
Edgartown	0.0809809332%	\$ 2,273.78	\$ 318.22	\$ 15,916.48
Egremont	0.0050750540%	\$ 142.50	\$ 12,265.11	\$ 997.48
Enving	0.0513752128%	\$ 1,442.51	\$ 9,168.49	\$ 10,097.59
Essex	0.0113333487%	\$ 318.22	\$ 59,120.76	\$ 2,227.52
Everett	0.4368228534%	\$ 12,265.11	\$ 18,623.69	\$ 85,855.79
Fairhaven	0.3265362625%	\$ 9,168.49	\$ 19,412.10	\$ 85,855.79
Fall River	2.1055901006%	\$ 59,120.76	\$ 479.78	\$ 64,179.40
Falmouth	0.6632841320%	\$ 18,623.69	\$ 7,266.87	\$ 413,845.34
Fitchburg	0.6913634212%	\$ 19,412.10	\$ 7,266.87	\$ 130,365.85
Florida	0.0170875086%	\$ 479.78	\$ 19,412.10	\$ 135,884.73
Foxborough	0.2588100112%	\$ 7,266.87	\$ 19,380.31	\$ 3,358.48
Frammingham	0.6902310022%	\$ 19,380.31	\$ 7,266.87	\$ 50,868.08
			\$ 19,380.31	\$ 135,662.15

Estimated Maximum Municipal Abatement Payments to Participating Subdivisions, By Payment*

*The below figures are estimates that are subject to reduction and acceleration under certain conditions.

Municipal Allocation of Allergan Abatement Funds, by Payment	Settlement Ex. G Allocation	7 Annual Payments (Starting ~ July 2023)		Total Payments
		\$	\$	
Franklin	0.4506715894%	\$ 2,807,800.21	\$ 19,654,601.48	
Freetown	0.0347111837%	\$ 12,653.96	\$ 88,577.70	
Gardner	0.3080580392%	\$ 974.62	\$ 6,822.34	
Georgetown	0.1361143365%	\$ 8,649.65	\$ 60,547.58	
Gill	0.0032293514%	\$ 3,821.82	\$ 26,752.73	
Gloucester	0.4219402015%	\$ 90.67	\$ 26,752.73	
Goshen	0.0020598761%	\$ 11,847.24	\$ 82,930.67	
Gosnold	0.0011645031%	\$ 57.84	\$ 404.86	
Grafton	0.0011645031%	\$ 32.70	\$ 228.88	
Granby	0.2787903277%	\$ 7,827.88	\$ 54,795.13	
Granville	0.1421420753%	\$ 3,991.07	\$ 27,937.46	
Great Barrington	0.0205788719%	\$ 577.81	\$ 4,044.70	
Greenfield	0.0238735954%	\$ 670.32	\$ 4,692.26	
Groton	0.4522917084%	\$ 12,699.45	\$ 88,896.13	
Groveland	0.0112861907%	\$ 316.89	\$ 2,218.26	
Hadley	0.0109548289%	\$ 307.59	\$ 2,153.13	
Halfax	0.1036658447%	\$ 2,910.73	\$ 20,375.11	
Hamilton	0.0744074497%	\$ 2,089.21	\$ 14,624.49	
Hampden	0.0148754814%	\$ 417.67	\$ 2,923.72	
Hampden	0.0086441416%	\$ 242.71	\$ 1,698.97	
Hancock	0.0080083205%	\$ 224.86	\$ 1,574.00	
Hanover	0.2979987927%	\$ 8,367.21	\$ 58,570.48	
Hanson	0.0306151413%	\$ 859.61	\$ 6,017.28	
Hardwick	0.0046489576%	\$ 130.53	\$ 913.73	
Harvard	0.1646144358%	\$ 4,622.04	\$ 32,354.31	
Harwich	0.2864309104%	\$ 8,042.41	\$ 56,296.85	
Hatfield	0.0627393895%	\$ 1,761.60	\$ 12,331.18	

Estimated Maximum Municipal Abatement Payments to Participating Subdivisions, By Payment*

*The below figures are estimates that are subject to reduction and acceleration under certain conditions.

Municipal Allocation of Allergan Abatement Funds, by Payment	Settlement Ex. G Allocation	7 Annual Payments (Starting ~ July 2023)		Total Payments
		\$	\$	
Haverhill	0.8142937865%	\$ 2,807,800.21	\$ 160,046.20	\$ 19,654,601.48
Hawley	0.0002691301%	\$ 7.56	\$ 52.90	\$ 52.90
Heath	0.0011790011%	\$ 33.10	\$ 231.73	\$ 231.73
Hingham	0.4828724626%	\$ 13,558.09	\$ 94,906.66	\$ 94,906.66
Hinsdale	0.0037015067%	\$ 103.93	\$ 727.52	\$ 727.52
Holbrook	0.1222501079%	\$ 3,432.54	\$ 24,027.77	\$ 24,027.77
Holden	0.0343745879%	\$ 965.17	\$ 6,756.19	\$ 6,756.19
Holland	0.0238040885%	\$ 668.37	\$ 4,678.60	\$ 4,678.60
Holliston	0.1672190621%	\$ 4,695.18	\$ 32,866.24	\$ 32,866.24
Holyoke	0.9664659552%	\$ 27,136.43	\$ 189,955.03	\$ 189,955.03
Hopedale	0.1372305825%	\$ 3,853.16	\$ 26,972.12	\$ 26,972.12
Hopkinton	0.2027514537%	\$ 5,692.86	\$ 39,849.99	\$ 39,849.99
Hubbardston	0.0076647112%	\$ 215.21	\$ 1,506.47	\$ 1,506.47
Hudson	0.1994512345%	\$ 5,600.19	\$ 39,201.35	\$ 39,201.35
Hull	0.1954841045%	\$ 5,488.80	\$ 38,421.62	\$ 38,421.62
Huntington	0.0026561285%	\$ 74.58	\$ 522.05	\$ 522.05
Ipswich	0.2079635850%	\$ 5,839.20	\$ 40,874.41	\$ 40,874.41
Kingston	0.1369378473%	\$ 3,844.94	\$ 26,914.59	\$ 26,914.59
Lakeville	0.0202228058%	\$ 567.82	\$ 3,974.71	\$ 3,974.71
Lancaster	0.0116656002%	\$ 327.55	\$ 2,292.83	\$ 2,292.83
Lanesborough	0.0575248505%	\$ 1,615.18	\$ 11,306.28	\$ 11,306.28
Lawrence	1.4758837913%	\$ 41,439.87	\$ 290,079.08	\$ 290,079.08
Lee	0.1519018348%	\$ 4,265.10	\$ 29,855.70	\$ 29,855.70
Leicester	0.1926291380%	\$ 5,408.64	\$ 37,860.49	\$ 37,860.49
Lenox	0.1609461124%	\$ 4,519.05	\$ 31,633.32	\$ 31,633.32
Leominster	0.7902530708%	\$ 22,188.73	\$ 155,321.09	\$ 155,321.09

Estimated Maximum Municipal Abatement Payments to Participating Subdivisions, By Payment*

*The below figures are estimates that are subject to reduction and acceleration under certain conditions.

Municipal Allocation of Allergan Abatement Funds, by Payment	Settlement Ex. G Allocation	7 Annual Payments (Starting ~ July 2023)		Total Payments
		\$	\$	
Leverett	0.0395342227%	\$ 2,807,800.21	\$ 19,654,601.48	
Lexington	0.5090924410%	\$ 1,110.04	\$ 7,770.29	
Leyden	0.5090924410%	\$ 14,294.30	\$ 100,060.09	
Lincoln	0.0007689206%	\$ 21.59	\$ 151.13	
Lincoln	0.1099619285%	\$ 3,087.51	\$ 21,612.58	
Littleton	0.1043597104%	\$ 2,930.21	\$ 20,511.49	
Longmeadow	0.2992108201%	\$ 8,401.24	\$ 58,808.69	
Lowell	1.0242474790%	\$ 28,758.82	\$ 201,311.76	
Ludlow	0.3042665608%	\$ 8,543.20	\$ 59,802.38	
Lunenburg	0.1916440550%	\$ 5,380.98	\$ 37,666.88	
Lynn	1.5917595154%	\$ 44,693.43	\$ 312,853.99	
Lynnfield	0.2333154069%	\$ 6,551.03	\$ 45,857.21	
Malden	0.4659742140%	\$ 13,083.62	\$ 91,585.37	
Manchester-By-The-Sea	0.0201100664%	\$ 564.65	\$ 3,952.55	
Mansfield	0.6816694002%	\$ 19,139.91	\$ 133,979.40	
Marblehead	0.3485912672%	\$ 9,787.75	\$ 68,514.22	
Marion	0.0698025620%	\$ 1,959.92	\$ 13,719.42	
Marlborough	0.3668295136%	\$ 10,299.84	\$ 72,098.88	
Marshfield	0.4930551259%	\$ 13,844.00	\$ 96,908.02	
Mashpee	0.3459150927%	\$ 9,712.60	\$ 67,988.23	
Mattapoisett	0.0843720139%	\$ 2,369.00	\$ 16,582.98	
Maynard	0.1014940666%	\$ 2,849.75	\$ 19,948.25	
Medfield	0.2083772770%	\$ 5,850.82	\$ 40,955.72	
Medford	0.3972200658%	\$ 11,153.15	\$ 78,072.02	
Medway	0.1940731867%	\$ 5,449.19	\$ 38,144.31	
Melrose	0.2296395466%	\$ 6,447.82	\$ 45,134.74	
Mendon	0.0164096065%	\$ 460.75	\$ 3,225.24	

Estimated Maximum Municipal Abatement Payments to Participating Subdivisions, By Payment*

*The below figures are estimates that are subject to reduction and acceleration under certain conditions.

Municipal Allocation of Allergan Abatement Funds, by Payment	Settlement Ex. G Allocation	7 Annual Payments (Starting ~ July 2023)		Total Payments
		\$	\$	
Merrimac	0.0100336001%	\$ 2,807,800.21	\$ 281.72	\$ 19,654,601.48
Methuen	0.7149217230%	\$ 20,073.57	\$ 11,044.26	\$ 140,515.02
Middleborough	0.3933419654%	\$ 9.13	\$ 2,575.02	\$ 77,309.80
Middlefield	0.0003252381%	\$ 14,948.49	\$ 63.92	\$ 104,639.46
Middleton	0.0917093411%	\$ 6,548.75	\$ 174.45	\$ 45,841.23
Milford	0.5323916620%	\$ 2,807.23	\$ 9,884.76	\$ 19,650.62
Millbury	0.2332340712%	\$ 2.88	\$ 818.23	\$ 1,221.14
Millis	0.0999797258%	\$ 3,555.40	\$ 118.31	\$ 24,887.80
Millville	0.0062130209%	\$ 2.88	\$ 6.53	\$ 20.15
Milton	0.3520463069%	\$ 3,555.40	\$ 4.90	\$ 69,193.30
Monroe	0.0001025332%	\$ 2.88	\$ 818.23	\$ 20.15
Monson	0.1266258006%	\$ 818.23	\$ 118.31	\$ 24,887.80
Montague	0.0291412591%	\$ 118.31	\$ 6.53	\$ 5,727.60
Monterey	0.0042137017%	\$ 6.53	\$ 4.90	\$ 828.19
Montgomery	0.0002324400%	\$ 4.90	\$ 998.16	\$ 45.69
Mt Washington	0.0001746048%	\$ 998.16	\$ 3,095.11	\$ 34.32
Nahant	0.0355497159%	\$ 3,095.11	\$ 9,607.46	\$ 6,987.15
Nantucket	0.1102324194%	\$ 9,607.46	\$ 13,797.71	\$ 21,665.74
Natick	0.3421702489%	\$ 13,797.71	\$ 7.52	\$ 67,252.20
Needham	0.4914063771%	\$ 7.52	\$ 66,312.92	\$ 96,583.97
New Ashford	0.0002677169%	\$ 37.85	\$ 92.49	\$ 52.62
New Bedford	2.3617391681%	\$ 37.85	\$ 92.49	\$ 464,190.42
New Braintree	0.0013480056%	\$ 92.49	\$ 68.73	\$ 264.95
New Marlborough	0.0032940955%	\$ 68.73	\$ 380.18	\$ 647.44
New Salem	0.0024476600%	\$ 380.18	\$ 2,661.24	\$ 481.08
Newbury	0.0135400372%	\$ 2,661.24	\$ 380.18	\$ 2,661.24

Estimated Maximum Municipal Abatement Payments to Participating Subdivisions, By Payment*

*The below figures are estimates that are subject to reduction and acceleration under certain conditions.

Municipal Allocation of Allergan Abatement Funds, by Payment	Settlement Ex. G Allocation	7 Annual Payments (Starting ~ July 2023)		Total Payments
		\$	\$	
Newburyport	0.2905748435%	\$	2,807,800.21	\$ 19,654,601.48
Newton	1.0088865481%	\$	8,158.76	\$ 57,111.33
Norfolk	0.0563017795%	\$	28,327.52	\$ 198,292.63
Norfolk County	0.0892988423%	\$	1,580.84	\$ 11,065.89
North Adams	0.0892988423%	\$	2,507.33	\$ 17,551.33
North Andover	0.3428675166%	\$	9,627.03	\$ 67,389.24
North Attleborough	0.4494773051%	\$	12,620.42	\$ 88,342.97
North Brookfield	0.6369959028%	\$	17,885.57	\$ 125,199.01
North Reading	0.0698725924%	\$	1,961.88	\$ 13,733.18
Northampton	0.1664230820%	\$	4,672.83	\$ 32,709.79
Northborough	0.5405649568%	\$	15,177.98	\$ 106,245.89
Northbridge	0.2422641125%	\$	6,802.29	\$ 47,616.05
Northfield	0.2823159735%	\$	7,926.87	\$ 55,488.08
Norton	0.0153010544%	\$	429.62	\$ 3,007.36
Norwell	0.4563834066%	\$	12,814.33	\$ 89,700.34
Norwood	0.2753854817%	\$	7,732.27	\$ 54,125.92
Oak Bluffs	0.3412282413%	\$	9,581.01	\$ 67,067.05
Oakham	0.0769116887%	\$	2,159.53	\$ 15,116.69
Orange	0.0026269230%	\$	73.76	\$ 516.31
Orleans	0.1376712816%	\$	3,865.53	\$ 27,058.74
Otis	0.0935051641%	\$	2,625.44	\$ 18,378.07
Oxford	0.0035269019%	\$	99.03	\$ 693.20
Palmer	0.2336229019%	\$	6,559.66	\$ 45,917.65
Paxton	0.1621757259%	\$	4,553.57	\$ 31,874.99
Peabody	0.0115100470%	\$	323.18	\$ 2,262.25
Pelham	0.7162928627%	\$	20,112.07	\$ 140,784.51
	0.0235476246%	\$	661.17	\$ 4,628.19

Estimated Maximum Municipal Abatement Payments to Participating Subdivisions, By Payment*

*The below figures are estimates that are subject to reduction and acceleration under certain conditions.

Municipal Allocation of Allergan Abatement Funds, by Payment	Settlement Ex. G Allocation	7 Annual Payments (Starting ~ July 2023)		Total Payments
		\$	\$	
Pembroke	0.3388218249%	\$ 2,807,800.21	\$ 19,654,601.48	
Pepperell	0.0102363113%	\$ 9,513.44	\$ 66,594.08	
Peru	0.0011523603%	\$ 287.42	\$ 2,011.91	
Petersham	0.0159775433%	\$ 32.36	\$ 226.49	
Phillipston	0.0159775433%	\$ 448.62	\$ 3,140.32	
Pittsfield	0.0039835646%	\$ 111.85	\$ 782.95	
Pittsfield	1.1541979937%	\$ 32,407.57	\$ 226,853.02	
Plainfield	0.0004986914%	\$ 14.00	\$ 98.02	
Plainville	0.0738004154%	\$ 2,072.17	\$ 14,505.18	
Plymouth	1.0727134492%	\$ 30,119.65	\$ 210,837.55	
Plymouth County	0.0008974666%	\$ 25.20	\$ 176.39	
Plympton	0.0311939123%	\$ 875.86	\$ 6,131.04	
Princeton	0.0094015998%	\$ 263.98	\$ 1,847.85	
Provincetown	0.0895015011%	\$ 2,513.02	\$ 17,591.16	
Quincy	1.0277365393%	\$ 28,856.79	\$ 201,997.52	
Randolph	0.3517891103%	\$ 9,877.54	\$ 69,142.75	
Raynham	0.0739771661%	\$ 2,077.13	\$ 14,539.92	
Reading	0.2463903024%	\$ 6,918.15	\$ 48,427.03	
Rehoboth	0.0342848256%	\$ 962.65	\$ 6,738.55	
Revere	0.5754964378%	\$ 16,158.79	\$ 113,111.53	
Richmond	0.0346755405%	\$ 973.62	\$ 6,815.34	
Rochester	0.0656757963%	\$ 1,844.05	\$ 12,908.32	
Rockland	0.3048431858%	\$ 8,559.39	\$ 59,915.71	
Rockport	0.1188536886%	\$ 3,337.17	\$ 23,360.22	
Rowe	0.0242459391%	\$ 680.78	\$ 4,765.44	
Rowley	0.0134543050%	\$ 377.77	\$ 2,644.39	
Royalston	0.0020739031%	\$ 58.23	\$ 407.62	

Estimated Maximum Municipal Abatement Payments to Participating Subdivisions, By Payment*
 *The below figures are estimates that are subject to reduction and acceleration under certain conditions.

Municipal Allocation of Allergan Abatement Funds, by Payment		7 Annual Payments (Starting ~ July 2023)		Total Payments
		Settlement Ex. G Allocation	\$	
Russell	0.0012348998%	\$	34.67	\$ 242.71
Rutland	0.0122272562%	\$	343.32	\$ 2,403.22
Salem	0.6254547137%	\$	17,561.52	\$ 122,930.63
Salisbury	0.0319290215%	\$	896.50	\$ 6,275.52
Sandisfield	0.0020719142%	\$	58.18	\$ 407.23
Sandwich	0.4944903815%	\$	13,884.30	\$ 97,190.11
Saugus	0.3330802265%	\$	9,352.23	\$ 65,465.59
Savoy	0.0103246605%	\$	289.90	\$ 2,029.27
Scituate	0.3938536371%	\$	11,058.62	\$ 77,410.36
Seekonk	0.3325159013%	\$	9,336.38	\$ 65,354.68
Sharon	0.3157804286%	\$	8,866.48	\$ 62,065.38
Sheffield	0.0066580643%	\$	186.95	\$ 1,308.62
Shelburne	0.0145706034%	\$	409.11	\$ 2,863.79
Sherborn	0.0361347676%	\$	1,014.59	\$ 7,102.14
Shirley	0.0049654026%	\$	139.42	\$ 975.93
Shrewsbury	0.6471205738%	\$	18,169.85	\$ 127,188.97
Shutesbury	0.0358178516%	\$	1,005.69	\$ 7,039.86
Somerset	0.2943717652%	\$	8,265.37	\$ 57,857.60
Somerville	0.5538327759%	\$	15,550.52	\$ 108,853.62
South Hadley	0.3289508962%	\$	9,236.28	\$ 64,653.99
Southampton	0.0773861993%	\$	2,172.85	\$ 15,209.95
Southborough	0.2173688486%	\$	6,103.28	\$ 42,722.98
Southbridge	0.2906114812%	\$	8,159.79	\$ 57,118.53
Southwick	0.0165255910%	\$	464.01	\$ 3,248.04
Spencer	0.0203153945%	\$	570.42	\$ 3,992.91
Springfield	3.4410224370%	\$	96,617.04	\$ 676,319.25

Estimated Maximum Municipal Abatement Payments to Participating Subdivisions, By Payment*
 *The below figures are estimates that are subject to reduction and acceleration under certain conditions.

Municipal Allocation of Allergan Abatement Funds, by Payment	Settlement Ex. G Allocation	7 Annual Payments (Starting ~ July 2023)		Total Payments
		\$	\$	
Sterling	0.0196759620%	\$ 552.46	\$ 2,807,800.21	\$ 3,867.23
Stockbridge	0.0092305018%	\$ 259.17	\$ 1,814.22	\$ 1,814.22
Stoneham	0.1669780908%	\$ 4,688.41	\$ 32,818.88	\$ 32,818.88
Stoughton	0.3118943726%	\$ 8,757.37	\$ 61,301.60	\$ 61,301.60
Stow	0.0087733680%	\$ 246.34	\$ 1,724.37	\$ 1,724.37
Sturbridge	0.1235688557%	\$ 3,469.57	\$ 24,286.97	\$ 24,286.97
Sudbury	0.1950193814%	\$ 5,475.75	\$ 38,330.28	\$ 38,330.28
Sunderland	0.0394445127%	\$ 1,107.52	\$ 7,752.66	\$ 7,752.66
Sutton	0.1720631416%	\$ 4,831.19	\$ 33,818.32	\$ 33,818.32
Swampscott	0.2802270489%	\$ 7,868.22	\$ 55,077.51	\$ 55,077.51
Swansea	0.3127370397%	\$ 8,781.03	\$ 61,467.22	\$ 61,467.22
Taunton	1.3156698571%	\$ 36,941.38	\$ 258,589.67	\$ 258,589.67
Templeton	0.0167725290%	\$ 470.94	\$ 3,296.57	\$ 3,296.57
Tewksbury	0.2526508477%	\$ 7,093.93	\$ 49,657.52	\$ 49,657.52
Tisbury	0.0665566713%	\$ 1,868.78	\$ 13,081.45	\$ 13,081.45
Tolland	0.0005593530%	\$ 15.71	\$ 109.94	\$ 109.94
Topsfield	0.0713350646%	\$ 2,002.95	\$ 14,020.62	\$ 14,020.62
Townsend	0.0093843801%	\$ 263.49	\$ 1,844.46	\$ 1,844.46
Truro	0.0604250384%	\$ 1,696.61	\$ 11,876.30	\$ 11,876.30
Tyngsborough	0.1162396935%	\$ 3,263.78	\$ 22,846.45	\$ 22,846.45
Tyringham	0.0012803829%	\$ 35.95	\$ 251.65	\$ 251.65
Upton	0.0211017442%	\$ 592.49	\$ 4,147.46	\$ 4,147.46
Uxbridge	0.2255606716%	\$ 6,333.29	\$ 44,333.05	\$ 44,333.05
Wakefield	0.2116065761%	\$ 5,941.49	\$ 41,590.43	\$ 41,590.43
Wales	0.0147604390%	\$ 414.44	\$ 2,901.11	\$ 2,901.11
Walpole	0.3194149930%	\$ 8,968.53	\$ 62,779.74	\$ 62,779.74

Estimated Maximum Municipal Abatement Payments to Participating Subdivisions, By Payment*
 *The below figures are estimates that are subject to reduction and acceleration under certain conditions.

Municipal Allocation of Allergan Abatement Funds, by Payment		7 Annual Payments (Starting ~ July 2023)	Total Payments
	Settlement Ex. G Allocation		
Waltham	0.5322671985%	\$ 2,807,800.21	\$ 19,654,601.48
Ware	0.2035588439%	\$ 14,945.00	\$ 104,615.00
Wareham	0.3595394490%	\$ 5,715.53	\$ 40,008.68
Warren	0.0179304373%	\$ 10,095.15	\$ 70,666.05
Warwick	0.0065997057%	\$ 503.45	\$ 3,524.16
Washington	0.0065997057%	\$ 185.31	\$ 1,297.15
Water	0.0004074112%	\$ 11.44	\$ 80.08
Wayland	0.2540965713%	\$ 7,134.52	\$ 49,941.67
Webster	0.2147389946%	\$ 6,029.44	\$ 42,206.09
Wellesley	0.2405963644%	\$ 6,755.47	\$ 47,288.26
Wellfleet	0.4811483972%	\$ 13,509.69	\$ 94,567.80
Wendell	0.0667808417%	\$ 1,875.07	\$ 13,125.51
Wenham	0.0010508215%	\$ 29.50	\$ 206.53
West Boylston	0.0112119209%	\$ 314.81	\$ 2,203.66
West Bridgewater	0.1222726663%	\$ 3,433.17	\$ 24,032.21
West Brookfield	0.1467598909%	\$ 4,120.72	\$ 28,845.07
West Newbury	0.0059191866%	\$ 166.20	\$ 1,163.39
West Springfield	0.0086981560%	\$ 244.23	\$ 1,709.59
West Stockbridge	0.0086981560%	\$ 244.23	\$ 1,709.59
West Tisbury	0.4627594653%	\$ 12,993.36	\$ 90,953.53
Westborough	0.0028401544%	\$ 79.75	\$ 558.22
Westfield	0.0099183484%	\$ 278.49	\$ 1,949.41
Westford	0.5070384269%	\$ 14,236.63	\$ 99,656.38
Westhampton	0.6538385669%	\$ 18,358.48	\$ 128,509.36
Westminster	0.2939962811%	\$ 8,254.83	\$ 57,783.80
Weston	0.0199373981%	\$ 559.80	\$ 3,918.62
	0.0226744436%	\$ 636.65	\$ 4,456.57
	0.2254658323%	\$ 6,330.63	\$ 44,314.41

Estimated Maximum Municipal Abatement Payments to Participating Subdivisions, By Payment*

*The below figures are estimates that are subject to reduction and acceleration under certain conditions.

Municipal Allocation of Allergan Abatement Funds, by Payment	Settlement Ex. G Allocation	7 Annual Payments (Starting ~ July 2023)		Total Payments
		\$	\$	
Westport	0.2811335179%	\$ 2,807,800.21	\$ 7,893.67	\$ 19,654,601.48
Westwood	0.2903783084%	\$ 8,153.24	\$ 15,882.71	\$ 55,255.67
Weymouth	0.5656639786%	\$ 882.28	\$ 1,259.98	\$ 57,072.70
Whately	0.0314223222%	\$ 879.26	\$ 965.88	\$ 111,179.00
Whitman	0.0448742719%	\$ 2,198.57	\$ 6,175.93	\$ 6,175.93
Wilbraham	0.0313150261%	\$ 6,928.42	\$ 8,819.86	\$ 8,819.86
Williamsburg	0.0343998679%	\$ 5,140.30	\$ 7,216.31	\$ 6,154.84
Williamstown	0.0783021941%	\$ 7,216.31	\$ 14.71	\$ 6,761.16
Wilmington	0.2467559990%	\$ 9,837.24	\$ 106,498.47	\$ 6,761.16
Winchendon	0.1830720373%	\$ 4,228.24	\$ 42.31	\$ 15,389.98
Winchester	0.2570095300%	\$ 14.71	\$ 296.19	\$ 48,498.91
Windsor	0.0005238144%	\$ 9,837.24	\$ 745,489.28	\$ 50,514.20
Winthrop	0.1505890537%	\$ 106,498.47	\$ 2,700.53	\$ 102.95
Woburn	0.3503541163%	\$ 42.31	\$ 296.19	\$ 29,597.68
Worcester	3.7929503518%	\$ 2,700.53	\$ 18,903.68	\$ 68,860.71
Worthington	0.0015069609%	\$ 18,903.68	\$ 25,715.92	\$ 745,489.28
Wrentham	0.0961794021%	\$ 25,715.92	\$ 3,673.70	\$ 296.19
Yarmouth	0.1308391883%	\$ 3,673.70	\$ 42.31	\$ 25,715.92



City of Gardner - *Executive Department*

Mayor Michael J. Nicholson

February 22, 2023

Hon. Elizabeth J. Kazinskas, Council President

And City Councilors

Gardner City Hall, Rm 121

95 Pleasant St

Gardner, MA 01440

RECEIVED
2023 FEB 23 PM 3:15
CITY CLERK'S OFFICE
GARDNER, MA

RE: Notification of City Involvement in Opioid Lawsuit Settlement - CVS

Dear Madam President and Councilors,

As you are likely aware, in March of 2022, the Massachusetts Attorney General's Office under then Attorney General Maura Healey announced that cities and towns from across Massachusetts would be able to receive a financial benefit from a settlement agreement reached with different opioid manufacturers.

Since that time, Attorney General Campbell has initiated new litigation against different opioid distributors which have recently reached a settlement agreement.

I am writing to inform you that the Administration has signed the City onto the lawsuit against CVS and that the City will be receiving financial compensation through this settlement as follows:

Community	% of Settlement	Year 1	Year 2	Year 3-6	Year 7	Year 8-10	Total
Gardner	0.30805	9,613.93	7,664.71	15,317.28	14,552.02	13,774.62	134,435.79

Just like the previous settlement agreement, these funds are severely restricted through the settlement agreement to be only used for costs associated with combating the opioid epidemic. However, since the legislature has not allowed these funds to be deposited into special revenue accounts, these funds must fall to the general fund and be appropriated by the Council through a regular budgeting process.

The Administration will track these funds as they come in and make sure they are appropriated in the correct fashion. I am hopeful that the legislature will help alleviate this procedural hurdle this session, but until then, we will continue to do what is required of the settlement under the current standards.

Respectfully Submitted,

Michael J. Nicholson

Mayor, City of Gardner

EXHIBIT K

Subdivision Participation and Release Form

Will your subdivision or special district be signing the settlement participation form for the CVS Settlement at this time?

Yes No

Governmental Entity: Gardner city		State: MA
Authorized Signatory: Mayor Michael J. Nicholson		
Address 1: Gardner City Hall		
Address 2: 95 Pleasant St		
City, State, Zip: Gardner	Massachusetts	01440
Phone: 978-630-1490		
Email: mayor@gardner-ma.gov		

The governmental entity identified above (“*Governmental Entity*”), in order to obtain and in consideration for the benefits provided to the Governmental Entity pursuant to the Settlement Agreement dated December 9, 2022 (“*CVS Settlement*”), and acting through the undersigned authorized official, hereby elects to participate in the CVS Settlement, release all Released Claims against all Released Entities, and agrees as follows.

1. The Governmental Entity is aware of and has reviewed the CVS Settlement, understands that all terms in this Participation and Release Form have the meanings defined therein, and agrees that by executing this Participation and Release Form, the Governmental Entity elects to participate in the CVS Settlement and become a Participating Subdivision as provided therein.
2. The Governmental Entity shall promptly, and in any event no later than 14 days after the Reference Date and prior to the filing of the Consent Judgment, dismiss with prejudice any Released Claims that it has filed. With respect to any Released Claims pending in *In re National Prescription Opiate Litigation*, MDL No. 2804, the Governmental Entity authorizes the Plaintiffs’ Executive Committee to execute and file on behalf of the Governmental Entity a Stipulation of Dismissal with Prejudice substantially in the form found at <https://nationalopioidsettlement.com>.
3. The Governmental Entity agrees to the terms of the CVS Settlement pertaining to Participating Subdivisions as defined therein.
4. By agreeing to the terms of the CVS Settlement and becoming a Releasor, the Governmental Entity is entitled to the benefits provided therein, including, if applicable, monetary payments beginning after the Effective Date.
5. The Governmental Entity agrees to use any monies it receives through the CVS Settlement solely for the purposes provided therein.



6. The Governmental Entity submits to the jurisdiction of the court in the Governmental Entity's state where the Consent Judgment is filed for purposes limited to that court's role as provided in, and for resolving disputes to the extent provided in, the CVS Settlement. The Governmental Entity likewise agrees to arbitrate before the National Arbitration Panel as provided in, and for resolving disputes to the extent otherwise provided in, the CVS Settlement.
7. The Governmental Entity has the right to enforce the CVS Settlement as provided therein.
8. The Governmental Entity, as a Participating Subdivision, hereby becomes a Releasor for all purposes in the CVS Settlement, including without limitation all provisions of Section XI (Release), and along with all departments, agencies, divisions, boards, commissions, districts, instrumentalities of any kind and attorneys, and any person in their official capacity elected or appointed to serve any of the foregoing and any agency, person, or other entity claiming by or through any of the foregoing, and any other entity identified in the definition of Releasor, provides for a release to the fullest extent of its authority. As a Releasor, the Governmental Entity hereby absolutely, unconditionally, and irrevocably covenants not to bring, file, or claim, or to cause, assist or permit to be brought, filed, or claimed, or to otherwise seek to establish liability for any Released Claims against any Released Entity in any forum whatsoever. The releases provided for in the CVS Settlement are intended by the Parties to be broad and shall be interpreted so as to give the Released Entities the broadest possible bar against any liability relating in any way to Released Claims and extend to the full extent of the power of the Governmental Entity to release claims. The CVS Settlement shall be a complete bar to any Released Claim.
9. The Governmental Entity hereby takes on all rights and obligations of a Participating Subdivision as set forth in the CVS Settlement.
10. In connection with the releases provided for in the CVS Settlement, each Governmental Entity expressly waives, releases, and forever discharges any and all provisions, rights, and benefits conferred by any law of any state or territory of the United States or other jurisdiction, or principle of common law, which is similar, comparable, or equivalent to § 1542 of the California Civil Code, which reads:


General Release; extent. A general release does not extend to claims that the creditor or releasing party does not know or suspect to exist in his or her favor at the time of executing the release that, if known by him or her would have materially affected his or her settlement with the debtor or released party.

A Releasor may hereafter discover facts other than or different from those which it knows, believes, or assumes to be true with respect to the Released Claims, but each Governmental Entity hereby expressly waives and fully, finally, and forever settles, releases and discharges, upon the Effective Date, any and all Released Claims that may exist as of such date but which Releasors do not know or suspect to exist, whether through ignorance, oversight, error, negligence or through no fault whatsoever, and which, if known, would materially affect the Governmental Entities' decision to participate in the CVS Settlement.



11. Nothing herein is intended to modify in any way the terms of the CVS Settlement, to which Governmental Entity hereby agrees. To the extent this Participation and Release Form is interpreted differently from the CVS Settlement in any respect, the CVS Settlement controls.

I have all necessary power and authorization to execute this Participation and Release Form on behalf of the Governmental Entity.

Signature: 
Name: Michael J. Nicholson
Title: Mayor
Date: 2/13/2023



Estimated Maximum Municipal Abatement Payments to Participating Subdivisions, By Payment
 *The below figures are estimates that are subject to reduction and acceleration under certain conditions.

Municipal Allocation of CVS Abatement Funds, by Payment		Settlement Ex. G Allocation	Year 1 Payment (June 30, 2013)	Year 2 Payment (June 30, 2024)	Years 3-6 Payments (June 30, 2025-2028)	Year 7 Payment (June 30, 2029)	Years 8-10 Payments (June 30, 2030-2032)	Total Payments
Abington	0.240089791%	\$ 7,492.77	\$ 5,973.62	\$ 11,937.77	\$ 11,341.35	\$ 7,494.20	\$ 10,735.47	\$ 104,774.69
Acton	0.1586479343%	\$ 4,951.11	\$ 3,947.28	\$ 7,888.30	\$ 7,494.20	\$ 7,309.15	\$ 6,918.68	\$ 69,233.58
Acushnet	0.1547305792%	\$ 4,828.86	\$ 3,849.81	\$ 7,693.52	\$ 7,309.15	\$ 896.25	\$ 848.37	\$ 67,524.05
Adams	0.0189731986%	\$ 592.12	\$ 472.07	\$ 943.39	\$ 943.39	\$ 896.25	\$ 848.37	\$ 8,279.86
Agawam	0.4341901730%	\$ 13,550.28	\$ 10,802.97	\$ 21,588.83	\$ 20,510.24	\$ 19,414.54	\$ 19,414.54	\$ 189,479.54
Alford	0.0007449491%	\$ 23.25	\$ 18.53	\$ 37.04	\$ 35.19	\$ 35.19	\$ 33.31	\$ 325.09
Amesbury	0.2580959424%	\$ 8,054.70	\$ 6,421.62	\$ 12,843.06	\$ 12,191.92	\$ 17,364.18	\$ 16,436.55	\$ 112,632.45
Amherst	0.3675897982%	\$ 11,471.81	\$ 9,145.91	\$ 18,277.32	\$ 17,364.18	\$ 33,551.81	\$ 31,759.40	\$ 160,415.30
Andover	0.7102727131%	\$ 22,166.32	\$ 17,672.11	\$ 35,316.22	\$ 33,551.81	\$ 232.85	\$ 220.41	\$ 309,961.30
Aquinnah	0.0049293930%	\$ 153.84	\$ 122.65	\$ 245.10	\$ 245.10	\$ 232.85	\$ 220.41	\$ 2,151.18
Arlington	0.3350233330%	\$ 10,455.47	\$ 8,335.63	\$ 16,658.05	\$ 15,825.81	\$ 662.09	\$ 626.72	\$ 146,203.37
Ashburnham	0.0140160133%	\$ 437.41	\$ 348.73	\$ 696.90	\$ 662.09	\$ 330.08	\$ 312.45	\$ 6,116.55
Ashby	0.0069876989%	\$ 218.07	\$ 173.86	\$ 347.44	\$ 330.08	\$ 128.94	\$ 122.05	\$ 3,049.41
Ashfield	0.0027296132%	\$ 85.19	\$ 67.91	\$ 135.72	\$ 128.94	\$ 7,623.87	\$ 7,216.59	\$ 1,191.20
Ashland	0.1613930923%	\$ 5,036.78	\$ 4,015.58	\$ 8,024.80	\$ 7,623.87	\$ 1,698.48	\$ 1,607.75	\$ 70,431.56
Attol	0.0359559233%	\$ 1,122.12	\$ 894.61	\$ 1,787.80	\$ 1,698.48	\$ 44,201.50	\$ 41,840.15	\$ 15,691.08
Attleboro	0.9357205930%	\$ 29,202.13	\$ 23,281.42	\$ 46,525.95	\$ 44,201.50	\$ 14,344.66	\$ 13,578.34	\$ 408,346.21
Attun	0.3036683195%	\$ 9,476.93	\$ 7,555.49	\$ 15,099.01	\$ 14,344.66	\$ 3,495.09	\$ 3,308.37	\$ 32,288.62
Ayer	0.0739889948%	\$ 2,309.06	\$ 1,840.90	\$ 3,678.88	\$ 3,495.09	\$ 846.55	\$ 801.33	\$ 7,820.71
Ayer	0.0179210686%	\$ 559.28	\$ 445.89	\$ 891.07	\$ 846.55	\$ 40,522.17	\$ 38,357.39	\$ 374,355.54
Barnstable	0.8578313582%	\$ 26,771.35	\$ 21,343.48	\$ 42,653.14	\$ 3,020.78	\$ 2,859.40	\$ 431.59	\$ 27,906.85
Barnstable County	0.0639482424%	\$ 1,995.71	\$ 1,591.08	\$ 3,179.64	\$ 455.95	\$ 317.81	\$ 300.84	\$ 2,936.06
Barre	0.0096522017%	\$ 301.23	\$ 240.15	\$ 479.93	\$ 455.95	\$ 317.81	\$ 300.84	\$ 2,936.06
Becket	0.0067279376%	\$ 209.97	\$ 167.40	\$ 334.53	\$ 317.81	\$ 300.84	\$ 2,936.06	
Bedford	0.1982937972%	\$ 6,188.39	\$ 4,933.70	\$ 9,859.58	\$ 9,366.99	\$ 16,499.20	\$ 15,617.77	\$ 86,534.94
Belcher	0.3492785905%	\$ 10,900.35	\$ 8,690.31	\$ 17,366.85	\$ 16,499.20	\$ 9,263.72	\$ 8,768.83	\$ 85,580.92
Bellingham	0.1961076781%	\$ 6,120.16	\$ 4,879.30	\$ 9,750.88	\$ 9,263.72	\$ 5,728.82	\$ 5,422.78	\$ 52,924.52
Bellmont	0.24200315678%	\$ 7,553.36	\$ 6,021.92	\$ 12,034.31	\$ 11,433.07	\$ 10,822.29	\$ 10,562.19	\$ 105,621.99
Berkley	0.1212759115%	\$ 3,784.80	\$ 3,017.43	\$ 6,030.09	\$ 5,728.82	\$ 1,878.91	\$ 1,778.53	\$ 17,357.87
Berlin	0.0397753511%	\$ 1,241.32	\$ 989.64	\$ 1,977.71	\$ 1,878.91	\$ 1,778.53	\$ 1,778.53	\$ 17,357.87
Bernardston	0.0040751589%	\$ 127.18	\$ 101.39	\$ 202.63	\$ 192.50	\$ 182.22	\$ 177.89	\$ 1,778.53
Beverly	0.4801566147%	\$ 14,984.81	\$ 11,946.65	\$ 23,874.37	\$ 22,681.60	\$ 21,469.90	\$ 209,539.19	
Billerica	0.3870913124%	\$ 12,080.41	\$ 9,631.12	\$ 19,246.98	\$ 18,285.39	\$ 1,046.19	\$ 990.30	\$ 9,665.04
Blackstone	0.0221473318%	\$ 691.18	\$ 551.04	\$ 1,101.21	\$ 1,046.19	\$ 42.55	\$ 40.27	\$ 393.07
Blanford	0.0009007116%	\$ 28.11	\$ 22.41	\$ 44.79	\$ 547.38	\$ 520.03	\$ 492.25	\$ 4,804.23
Bolton	0.0110088433%	\$ 343.57	\$ 273.91	\$ 547.38	\$ 520.03	\$ 492.25	\$ 4,804.23	
Boston	10.5767780349%	\$ 330,081.96	\$ 263,158.06	\$ 525,899.14	\$ 499,625.03	\$ 477,933.94	\$ 4,615,680.44	
Bourne	0.3783946742%	\$ 11,809.01	\$ 9,414.74	\$ 18,814.56	\$ 17,874.58	\$ 16,919.68	\$ 165,130.52	

Estimated Maximum Municipal Abatement Payments to Participating Subdivisions, By Payment*
 *The below figures are estimates that are subject to reduction and acceleration under certain conditions.

Municipal Allocation of CVS Abatement Funds, by Payment		Year 1 Payment (June 30, 2013)	Year 2 Payment (June 30, 2024)	Years 3-6 Payments (June 30, 2025-2028)	Year 7 Payment (June 30, 2029)	Years 8-10 Payments (June 30, 2030-2032)	Total Payments
	Settlement Ex. G Allocation	\$ 3,120,817.68	\$ 2,488,073.98	\$ 4,972,205.52	\$ 4,723,792.38	\$ 4,471,436.79	\$ 43,639,758.93
Boxborough	0.0399298051%	\$ 1,246.14	\$ 993.48	\$ 1,985.39	\$ 1,886.20	\$ 1,785.44	\$ 17,425.27
Boxford	0.0912309051%	\$ 2,847.15	\$ 2,269.89	\$ 4,536.19	\$ 4,309.56	\$ 4,079.33	\$ 39,812.95
Boylston	0.0562367373%	\$ 1,755.05	\$ 1,399.21	\$ 2,796.21	\$ 2,656.51	\$ 2,514.59	\$ 24,541.59
Braintree	0.4457226214%	\$ 13,910.19	\$ 11,089.91	\$ 22,162.24	\$ 21,055.01	\$ 19,930.21	\$ 194,512.28
Brewster	0.1284470083%	\$ 4,008.60	\$ 3,195.86	\$ 6,386.65	\$ 6,067.57	\$ 5,743.43	\$ 56,053.96
Bridgewater	0.0570448443%	\$ 1,780.27	\$ 1,419.32	\$ 2,836.39	\$ 2,694.68	\$ 2,550.72	\$ 24,894.23
Brimfield	0.0355644757%	\$ 1,109.90	\$ 884.87	\$ 1,768.34	\$ 1,679.99	\$ 1,590.24	\$ 15,520.25
Bristol County	0.1015083030%	\$ 3,167.89	\$ 2,525.60	\$ 5,047.20	\$ 4,795.04	\$ 4,538.88	\$ 44,297.98
Brockton	2.1170344615%	\$ 66,068.79	\$ 52,673.38	\$ 105,263.30	\$ 100,004.31	\$ 94,661.86	\$ 923,668.74
Brookfield	0.0372953453%	\$ 1,163.92	\$ 927.94	\$ 1,854.40	\$ 1,761.75	\$ 1,667.64	\$ 16,275.60
Brookline	0.8244968622%	\$ 25,731.04	\$ 20,514.09	\$ 40,995.68	\$ 38,947.52	\$ 36,866.86	\$ 359,808.44
Buckland	0.0031396937%	\$ 97.98	\$ 78.12	\$ 156.11	\$ 148.31	\$ 140.39	\$ 1,370.15
Burlington	0.3034752912%	\$ 9,470.91	\$ 7,550.69	\$ 15,089.42	\$ 14,335.54	\$ 13,569.71	\$ 132,435.89
Cambridge	4.3053779748%	\$ 134,363.00	\$ 107,120.99	\$ 214,072.24	\$ 203,377.12	\$ 192,512.25	\$ 1,878,856.57
Carlton	0.2909840866%	\$ 9,081.08	\$ 7,239.90	\$ 14,468.33	\$ 13,745.48	\$ 13,011.17	\$ 126,984.75
Carlsle	0.0526144568%	\$ 1,642.00	\$ 1,309.09	\$ 2,616.10	\$ 2,485.40	\$ 2,352.62	\$ 22,960.82
Carver	0.2179547901%	\$ 6,801.97	\$ 5,422.88	\$ 10,837.16	\$ 10,295.73	\$ 9,745.71	\$ 99,114.94
Charlemont	0.0066765925%	\$ 208.36	\$ 166.12	\$ 331.97	\$ 315.39	\$ 298.54	\$ 2,913.65
Charlton	0.0305379405%	\$ 953.03	\$ 759.81	\$ 1,518.41	\$ 1,442.55	\$ 1,365.48	\$ 13,326.68
Chatham	0.1685335181%	\$ 5,259.62	\$ 4,193.24	\$ 8,379.83	\$ 7,961.17	\$ 7,535.87	\$ 73,547.62
Chelmsford	0.3162632088%	\$ 9,870.00	\$ 7,868.86	\$ 15,725.26	\$ 14,939.62	\$ 14,141.51	\$ 138,016.50
Chelsea	0.5236031155%	\$ 16,340.70	\$ 13,027.63	\$ 26,034.62	\$ 24,733.92	\$ 23,412.58	\$ 228,499.14
Cheshire	0.0015830626%	\$ 49.40	\$ 39.39	\$ 78.71	\$ 74.78	\$ 70.79	\$ 690.84
Chester	0.0096828727%	\$ 302.18	\$ 240.92	\$ 481.45	\$ 457.40	\$ 432.96	\$ 4,225.58
Chesterfield	0.0168042468%	\$ 524.43	\$ 418.10	\$ 835.54	\$ 793.80	\$ 751.39	\$ 7,333.33
Chicopee	0.8816952708%	\$ 27,516.10	\$ 21,937.23	\$ 43,839.70	\$ 41,649.45	\$ 39,424.45	\$ 384,769.69
Chilmark	0.0062328576%	\$ 194.52	\$ 155.08	\$ 309.91	\$ 294.43	\$ 278.70	\$ 2,720.00
Clarksburg	0.0303920178%	\$ 948.48	\$ 756.18	\$ 1,511.15	\$ 1,435.66	\$ 1,356.96	\$ 13,263.00
Clinton	0.2371744557%	\$ 7,401.78	\$ 5,930.08	\$ 11,792.80	\$ 11,203.63	\$ 10,605.11	\$ 103,502.36
Cohasset	0.1430861241%	\$ 4,465.46	\$ 3,560.09	\$ 7,114.54	\$ 6,759.09	\$ 6,398.01	\$ 62,442.44
Colrain	0.0016018525%	\$ 49.99	\$ 39.86	\$ 79.65	\$ 75.67	\$ 71.63	\$ 699.04
Concord	0.1749597704%	\$ 5,460.18	\$ 4,353.13	\$ 8,699.36	\$ 8,264.74	\$ 7,823.22	\$ 76,352.02
Conway	0.0354590115%	\$ 1,106.61	\$ 882.25	\$ 1,763.09	\$ 1,675.01	\$ 1,585.53	\$ 15,474.23
Cummington	0.0009757143%	\$ 30.45	\$ 24.28	\$ 48.51	\$ 46.09	\$ 43.63	\$ 425.80
Dartmouth	0.0123034626%	\$ 383.97	\$ 306.12	\$ 611.75	\$ 581.19	\$ 550.14	\$ 5,369.20
Danvers	0.4037368656%	\$ 12,599.89	\$ 10,045.27	\$ 20,074.63	\$ 19,071.69	\$ 18,052.84	\$ 176,189.79
Dartmouth	0.5505881937%	\$ 17,182.85	\$ 13,699.04	\$ 27,376.38	\$ 26,008.64	\$ 24,619.20	\$ 240,275.36
Dedham	0.318883370%	\$ 9,951.77	\$ 7,934.06	\$ 15,855.54	\$ 15,063.40	\$ 14,258.68	\$ 139,160.01

Municipal Allocation of CVS Abatement Funds, by Payment

	Settlement Ex. G Allocation	Year 1 Payment (June 30, 2013)	Year 2 Payment (June 30, 2024)	Years 3-6 Payments (June 30, 2025-2028)	Year 7 Payment (June 30, 2029)	Years 8-10 Payments (June 30, 2030-2032)	Total Payments
Deerfield	0.0872700035%	\$ 3,120,817.68	\$ 2,488,073.98	\$ 4,972,205.52	\$ 4,723,792.38	\$ 4,471,436.79	\$ 43,639,758.93
Dennis	0.0970183530%	\$ 3,027.77	\$ 2,413.89	\$ 4,823.95	\$ 4,582.95	\$ 4,338.11	\$ 42,338.58
Dighton	0.0228752705%	\$ 713.90	\$ 569.15	\$ 1,137.41	\$ 1,080.58	\$ 1,022.85	\$ 9,982.71
Douglas	0.1659192613%	\$ 5,178.04	\$ 4,128.19	\$ 8,249.85	\$ 7,837.68	\$ 7,418.97	\$ 72,406.77
Dover	0.0683428114%	\$ 2,132.85	\$ 1,700.42	\$ 3,398.15	\$ 3,228.37	\$ 3,055.91	\$ 29,824.64
Draut	0.2045887296%	\$ 6,384.84	\$ 5,090.32	\$ 10,172.57	\$ 9,664.35	\$ 9,148.06	\$ 89,282.03
Dudley	0.0179390734%	\$ 559.85	\$ 446.34	\$ 891.97	\$ 847.40	\$ 802.13	\$ 7,828.57
Dukes County	0.0054256244%	\$ 169.32	\$ 134.99	\$ 269.77	\$ 256.30	\$ 242.60	\$ 2,367.73
Dunstable	0.0041607864%	\$ 129.85	\$ 103.52	\$ 206.88	\$ 196.55	\$ 186.05	\$ 1,815.76
Duxbury	0.3742011756%	\$ 11,678.14	\$ 9,310.40	\$ 18,606.05	\$ 17,676.49	\$ 16,732.17	\$ 163,300.49
East Bridgewater	0.2308047825%	\$ 7,203.00	\$ 5,742.59	\$ 11,476.09	\$ 10,902.74	\$ 10,320.29	\$ 100,722.65
East Brookfield	0.0052365739%	\$ 163.42	\$ 130.29	\$ 260.37	\$ 247.36	\$ 234.15	\$ 2,285.23
East Longmeadow	0.2715713403%	\$ 8,475.25	\$ 6,756.90	\$ 13,503.09	\$ 12,828.47	\$ 12,143.14	\$ 118,513.08
Eastham	0.0786916528%	\$ 2,455.82	\$ 1,957.91	\$ 3,912.71	\$ 3,717.23	\$ 3,518.65	\$ 34,340.85
Easthampton	0.2670463228%	\$ 8,334.03	\$ 6,644.31	\$ 13,278.09	\$ 12,614.71	\$ 11,940.81	\$ 116,538.37
Easton	0.5676857515%	\$ 17,716.44	\$ 14,124.44	\$ 28,226.50	\$ 26,816.30	\$ 25,383.71	\$ 247,736.69
Edgartown	0.0809809332%	\$ 2,527.27	\$ 2,014.87	\$ 4,026.54	\$ 3,825.37	\$ 3,621.01	\$ 35,339.88
Egremont	0.0050750540%	\$ 158.38	\$ 126.27	\$ 252.34	\$ 239.74	\$ 226.93	\$ 2,214.74
Enfing	0.0513752128%	\$ 1,603.33	\$ 1,278.25	\$ 2,554.48	\$ 2,426.86	\$ 2,297.21	\$ 22,420.02
Essex	0.0113333487%	\$ 353.69	\$ 281.98	\$ 563.52	\$ 535.36	\$ 506.76	\$ 4,945.85
Everett	0.4368228534%	\$ 13,632.44	\$ 10,868.48	\$ 21,719.73	\$ 20,634.60	\$ 19,532.26	\$ 190,828.44
Fairhaven	0.3265362625%	\$ 10,190.60	\$ 8,124.46	\$ 16,236.05	\$ 15,424.90	\$ 14,600.86	\$ 142,499.64
Fall River	2.1055901006%	\$ 65,711.63	\$ 52,388.64	\$ 104,694.27	\$ 99,463.70	\$ 94,150.13	\$ 918,874.44
Falmouth	0.6632841320%	\$ 20,699.89	\$ 16,503.00	\$ 32,979.85	\$ 31,332.17	\$ 29,658.33	\$ 289,455.60
Fitchburg	0.6913634212%	\$ 21,576.19	\$ 17,201.63	\$ 34,376.01	\$ 32,658.57	\$ 30,913.88	\$ 301,709.33
Florida	0.0170875086%	\$ 533.27	\$ 425.15	\$ 849.63	\$ 807.18	\$ 764.06	\$ 7,456.95
Foxborough	0.2588100112%	\$ 8,076.99	\$ 6,439.38	\$ 12,868.57	\$ 12,225.65	\$ 11,572.53	\$ 112,944.06
Framingham	0.6902310022%	\$ 21,540.85	\$ 17,173.46	\$ 34,319.70	\$ 32,605.08	\$ 30,863.24	\$ 301,215.15
Franklin	0.4506715894%	\$ 14,064.64	\$ 11,213.04	\$ 22,408.32	\$ 21,288.79	\$ 20,151.50	\$ 196,672.00
Freewtown	0.0347111837%	\$ 1,083.27	\$ 863.64	\$ 1,725.91	\$ 1,639.68	\$ 1,552.09	\$ 15,147.88
Gardner	0.3080580392%	\$ 9,613.93	\$ 7,664.71	\$ 15,317.28	\$ 14,552.02	\$ 13,774.62	\$ 134,435.79
Georgetown	0.1361143365%	\$ 4,247.88	\$ 3,386.63	\$ 6,767.88	\$ 6,429.76	\$ 6,086.27	\$ 59,399.97
Gill	0.0032293514%	\$ 100.78	\$ 80.35	\$ 160.57	\$ 152.55	\$ 144.40	\$ 1,409.28
Gloucester	0.4219402015%	\$ 13,167.98	\$ 10,498.18	\$ 20,979.73	\$ 19,931.58	\$ 18,866.79	\$ 184,133.69
Goshen	0.0020598761%	\$ 64.28	\$ 51.25	\$ 102.42	\$ 97.30	\$ 92.11	\$ 898.92
Gosnold	0.0011645031%	\$ 36.34	\$ 28.97	\$ 57.90	\$ 55.01	\$ 52.07	\$ 508.19
Grafton	0.2787903277%	\$ 8,700.54	\$ 6,936.51	\$ 13,862.03	\$ 13,169.48	\$ 12,465.93	\$ 121,663.43
Granby	0.1421420753%	\$ 4,436.00	\$ 3,536.60	\$ 7,067.60	\$ 6,714.50	\$ 6,355.79	\$ 62,030.46

Estimated Maximum Municipal Abatement Payments to Participating Subdivisions, By Payment
 *The below figures are estimates that are subject to reduction and acceleration under certain conditions.

Estimated Maximum Municipal Abatement Payments to Participating Subdivisions, By Payment*
 *The below figures are estimates that are subject to reduction and acceleration under certain conditions.

Municipal Allocation of CVS Abatement Funds, by Payment		Year 1 Payment (June 30, 2013)	Year 2 Payment (June 30, 2024)	Years 3-6 Payments (June 30, 2025-2028)	Year 7 Payment (June 30, 2029)	Years 8-10 Payments (June 30, 2030-2032)	Total Payments
Granville	Settlement Ex. G Allocation	\$ 3,120,817.68	\$ 2,488,073.98	\$ 4,972,205.52	\$ 4,723,792.38	\$ 4,471,436.79	\$ 43,639,758.93
Great Barrington	0.02057888719%	\$ 642.23	\$ 512.02	\$ 1,023.22	\$ 972.10	\$ 920.17	\$ 8,980.57
Greenfield	0.0238735954%	\$ 745.05	\$ 593.99	\$ 1,187.04	\$ 1,127.74	\$ 1,067.49	\$ 10,418.38
Groton	0.04522917084%	\$ 14,115.20	\$ 11,253.35	\$ 22,488.87	\$ 21,365.32	\$ 20,223.94	\$ 197,379.01
Groveland	0.0112861907%	\$ 352.22	\$ 280.81	\$ 561.17	\$ 533.14	\$ 504.65	\$ 4,925.27
Hadley	0.0109548289%	\$ 341.88	\$ 272.56	\$ 544.70	\$ 517.48	\$ 489.84	\$ 4,780.66
Hallfrax	0.103658447%	\$ 3,235.22	\$ 2,579.28	\$ 5,154.48	\$ 4,896.96	\$ 4,635.35	\$ 45,239.52
Hamilton	0.0744074497%	\$ 2,322.12	\$ 1,851.31	\$ 3,699.69	\$ 3,514.85	\$ 3,327.08	\$ 32,471.23
Hampden	0.0148754814%	\$ 464.24	\$ 370.11	\$ 739.64	\$ 702.69	\$ 665.15	\$ 6,491.62
Hampden	0.0086441416%	\$ 269.77	\$ 215.07	\$ 429.80	\$ 408.33	\$ 386.52	\$ 3,772.28
Hancock	0.0080083205%	\$ 249.93	\$ 199.25	\$ 398.19	\$ 378.30	\$ 358.09	\$ 3,494.81
Hanover	0.297998797%	\$ 9,300.00	\$ 7,414.43	\$ 14,817.11	\$ 14,076.84	\$ 13,324.83	\$ 130,045.95
Hanson	0.0306151413%	\$ 955.44	\$ 761.73	\$ 1,522.25	\$ 1,446.20	\$ 1,368.94	\$ 13,360.37
Hardwick	0.0046489576%	\$ 145.09	\$ 115.67	\$ 231.16	\$ 219.61	\$ 207.88	\$ 2,028.79
Harvard	0.1646144358%	\$ 5,137.32	\$ 4,095.73	\$ 8,184.97	\$ 7,776.04	\$ 7,360.63	\$ 71,837.34
Harwich	0.2864309104%	\$ 8,938.99	\$ 7,126.61	\$ 14,241.93	\$ 13,530.40	\$ 12,807.58	\$ 124,997.76
Hatfield	0.0627393895%	\$ 1,957.98	\$ 1,561.00	\$ 3,119.53	\$ 2,963.68	\$ 2,805.35	\$ 27,379.32
Haverhill	0.8142937865%	\$ 25,412.62	\$ 20,260.23	\$ 40,488.36	\$ 38,465.55	\$ 36,410.63	\$ 355,355.85
Hawley	0.0002691301%	\$ 8.40	\$ 6.70	\$ 13.38	\$ 12.71	\$ 12.03	\$ 117.45
Heath	0.0011790011%	\$ 36.79	\$ 29.33	\$ 58.62	\$ 55.69	\$ 52.72	\$ 514.51
Hingham	0.4828724626%	\$ 15,069.57	\$ 12,014.22	\$ 24,009.41	\$ 22,809.89	\$ 21,591.34	\$ 210,724.38
Hinsdale	0.0037015067%	\$ 115.52	\$ 92.10	\$ 184.05	\$ 174.85	\$ 165.51	\$ 1,615.33
Holbrook	0.1222501079%	\$ 3,815.20	\$ 3,041.67	\$ 6,078.53	\$ 5,774.84	\$ 5,466.34	\$ 53,349.65
Holden	0.0343745879%	\$ 1,072.77	\$ 855.27	\$ 1,709.18	\$ 1,623.78	\$ 1,537.04	\$ 15,000.99
Holland	0.0238040885%	\$ 742.88	\$ 592.26	\$ 1,183.59	\$ 1,124.46	\$ 1,064.38	\$ 10,388.05
Holliston	0.1672190621%	\$ 5,218.60	\$ 4,160.53	\$ 8,314.48	\$ 7,899.08	\$ 7,477.09	\$ 72,974.00
Holyoke	0.9664659552%	\$ 30,161.64	\$ 24,046.39	\$ 48,054.67	\$ 45,653.85	\$ 43,214.91	\$ 421,763.41
Hopedale	0.1372305825%	\$ 4,282.72	\$ 3,414.40	\$ 6,823.39	\$ 6,482.49	\$ 6,136.18	\$ 59,887.10
Hopkinton	0.2027514537%	\$ 6,327.50	\$ 5,044.61	\$ 10,081.22	\$ 9,577.56	\$ 9,065.90	\$ 88,480.25
Hubbardston	0.0076647112%	\$ 239.20	\$ 190.70	\$ 381.11	\$ 362.07	\$ 342.72	\$ 3,344.86
Hudson	0.1994512345%	\$ 6,224.51	\$ 4,962.49	\$ 9,917.13	\$ 9,421.66	\$ 8,918.34	\$ 87,040.04
Hull	0.13954841045%	\$ 6,100.70	\$ 4,863.79	\$ 9,719.87	\$ 9,234.26	\$ 8,740.95	\$ 85,308.79
Huntington	0.0026561285%	\$ 82.89	\$ 66.09	\$ 132.07	\$ 125.47	\$ 118.77	\$ 1,159.13
Ipswich	0.2079635850%	\$ 6,490.16	\$ 5,174.29	\$ 10,340.38	\$ 9,823.77	\$ 9,298.96	\$ 90,754.81
Kingston	0.1369378473%	\$ 4,273.58	\$ 3,407.11	\$ 6,808.83	\$ 6,468.66	\$ 6,123.09	\$ 59,759.35
Lakeville	0.0202228058%	\$ 631.12	\$ 503.16	\$ 1,005.52	\$ 955.28	\$ 904.25	\$ 8,825.18
Lancaster	0.0116656002%	\$ 364.06	\$ 290.25	\$ 580.04	\$ 551.06	\$ 521.62	\$ 5,090.84
Lanesborough	0.00575248505%	\$ 1,795.25	\$ 1,431.26	\$ 2,860.25	\$ 2,717.35	\$ 2,577.19	\$ 25,103.71
Lawrence	1.4758837913%	\$ 46,059.64	\$ 36,721.08	\$ 73,383.98	\$ 69,717.69	\$ 65,993.21	\$ 644,072.13

*The below figures are estimates that are subject to reduction and acceleration under certain conditions.
 Estimated Maximum Municipal Abatement Payments to Participating Subdivisions, By Payment

Municipal Allocation of CVS Abatement Funds, by Payment		Settlement Ex. G Allocation	Year 1 Payment (June 30, 2013)	Year 2 Payment (June 30, 2024)	Years 3-6 Payments (June 30, 2025-2028)	Year 7 Payment (June 30, 2029)	Years 8-10 Payments (June 30, 2030-2032)	Total Payments
Lee	0.1519018348%	\$ 3,120,817.68	\$ 4,740.58	\$ 3,779.43	\$ 7,552.87	\$ 7,175.53	\$ 6,792.19	\$ 43,639,758.93
Leicester	0.1926291380%	\$ 6,011.60	\$ 4,792.76	\$ 9,577.92	\$ 9,099.40	\$ 8,613.29	\$ 8,026.89	\$ 66,289.59
Lenox	0.1609461124%	\$ 5,022.83	\$ 4,004.46	\$ 8,002.57	\$ 7,602.76	\$ 7,196.60	\$ 7,139.50	\$ 84,062.89
Leominster	0.7902530708%	\$ 24,662.36	\$ 19,662.08	\$ 39,293.01	\$ 37,329.91	\$ 35,335.67	\$ 34,484.54	\$ 344,864.50
Leverett	0.0395344227%	\$ 1,233.79	\$ 983.64	\$ 1,965.72	\$ 1,867.51	\$ 1,767.75	\$ 1,725.64	\$ 17,252.64
Lexington	0.5090924410%	\$ 15,887.85	\$ 12,666.60	\$ 25,313.12	\$ 24,048.47	\$ 22,763.75	\$ 22,166.71	\$ 222,166.71
Leyden	0.0007689206%	\$ 24.00	\$ 19.13	\$ 38.23	\$ 36.32	\$ 34.38	\$ 33.56	\$ 335.56
Lincoln	0.1099619285%	\$ 3,431.71	\$ 2,735.93	\$ 5,467.53	\$ 5,194.37	\$ 4,916.88	\$ 4,798.71	\$ 47,987.12
Littleton	0.1043597104%	\$ 3,256.88	\$ 2,596.55	\$ 5,188.98	\$ 4,929.74	\$ 4,666.38	\$ 4,542.33	\$ 45,542.33
Longmeadow	0.2992108201%	\$ 9,337.82	\$ 7,444.59	\$ 14,877.38	\$ 14,134.10	\$ 13,379.02	\$ 13,0574.88	\$ 130,574.88
Lowell	1.0242474790%	\$ 31,964.90	\$ 25,484.04	\$ 50,927.69	\$ 48,383.32	\$ 45,798.58	\$ 44,6979.13	\$ 446,979.13
Ludlow	0.3042665608%	\$ 9,495.60	\$ 7,570.38	\$ 15,128.76	\$ 14,372.92	\$ 13,605.09	\$ 13,2781.19	\$ 132,781.19
Lunenburg	0.1916440550%	\$ 5,980.86	\$ 4,768.25	\$ 9,528.94	\$ 9,052.87	\$ 8,569.24	\$ 8,3633.00	\$ 83,633.00
Lynn	1.5917595154%	\$ 49,675.91	\$ 39,604.15	\$ 79,145.55	\$ 75,191.41	\$ 71,174.52	\$ 694,640.02	\$ 694,640.02
Lynnfield	0.2333154069%	\$ 7,281.35	\$ 5,805.06	\$ 11,600.92	\$ 11,021.34	\$ 10,432.55	\$ 10,1818.28	\$ 101,818.28
Malden	0.4659742140%	\$ 14,542.21	\$ 11,593.78	\$ 23,159.20	\$ 22,011.65	\$ 20,835.74	\$ 20,350.02	\$ 203,350.02
Manchester-by-the-Sea	0.0201100664%	\$ 627.60	\$ 500.35	\$ 999.91	\$ 949.96	\$ 899.21	\$ 877.58	\$ 8,775.98
Mansfield	0.6816694002%	\$ 21,273.66	\$ 16,960.44	\$ 33,894.00	\$ 32,200.65	\$ 30,480.42	\$ 297,478.88	\$ 297,478.88
Marblehead	0.3485912672%	\$ 10,878.90	\$ 8,673.21	\$ 17,332.67	\$ 16,466.73	\$ 15,587.04	\$ 15,2124.39	\$ 152,124.39
Marion	0.0698025620%	\$ 2,178.41	\$ 1,736.74	\$ 3,470.73	\$ 3,297.33	\$ 3,121.18	\$ 3,0461.67	\$ 30,461.67
Marlborough	0.3668295136%	\$ 11,448.08	\$ 9,126.99	\$ 18,239.52	\$ 17,328.26	\$ 16,402.55	\$ 16,046.65	\$ 160,083.52
Marshfield	0.4930551259%	\$ 15,387.35	\$ 12,267.58	\$ 24,515.71	\$ 23,290.90	\$ 22,046.65	\$ 21,568.07	\$ 215,168.07
Mashpee	0.3459150927%	\$ 10,795.38	\$ 8,606.62	\$ 17,139.61	\$ 16,340.31	\$ 15,467.37	\$ 15,0956.51	\$ 150,956.51
Mattapoisett	0.0843720139%	\$ 2,633.10	\$ 2,099.24	\$ 4,195.15	\$ 3,985.56	\$ 3,772.64	\$ 3,6819.74	\$ 36,819.74
Maynard	0.1014940666%	\$ 3,167.44	\$ 2,525.25	\$ 5,046.49	\$ 4,794.37	\$ 4,538.24	\$ 4,4291.77	\$ 44,291.77
Medfield	0.2083772770%	\$ 6,503.07	\$ 5,184.58	\$ 10,360.95	\$ 9,843.31	\$ 9,317.46	\$ 9,0935.34	\$ 90,935.34
Medford	0.3972200658%	\$ 12,396.51	\$ 9,883.13	\$ 19,750.60	\$ 18,763.85	\$ 17,761.44	\$ 17,345.88	\$ 173,345.88
Medway	0.1940731867%	\$ 6,056.67	\$ 4,828.68	\$ 9,649.72	\$ 9,167.61	\$ 8,677.86	\$ 8,4693.07	\$ 84,693.07
Melrose	0.2296395466%	\$ 7,166.63	\$ 5,713.60	\$ 11,418.15	\$ 10,847.70	\$ 10,268.19	\$ 10,0214.14	\$ 100,214.14
Mendon	0.0164096065%	\$ 512.11	\$ 408.28	\$ 815.92	\$ 775.16	\$ 733.75	\$ 7,161.11	\$ 7,161.11
Merrimac	0.0100336001%	\$ 313.13	\$ 249.64	\$ 498.89	\$ 473.97	\$ 448.65	\$ 4,378.64	\$ 4,378.64
Methuen	0.7149217230%	\$ 22,311.40	\$ 17,787.78	\$ 35,547.38	\$ 33,771.42	\$ 31,967.27	\$ 31,1990.12	\$ 311,990.12
Middleborough	0.3933419654%	\$ 12,275.49	\$ 9,786.64	\$ 19,557.77	\$ 18,580.66	\$ 17,588.04	\$ 17,1653.49	\$ 171,653.49
Middlefield	0.0003252381%	\$ 10.15	\$ 8.09	\$ 16.17	\$ 15.36	\$ 14.54	\$ 141.93	\$ 141.93
Middleton	0.0917093411%	\$ 2,862.08	\$ 2,281.80	\$ 4,559.98	\$ 4,332.16	\$ 4,100.73	\$ 4,0021.74	\$ 40,021.74
Milford	0.5323916620%	\$ 16,614.97	\$ 13,246.30	\$ 26,471.61	\$ 25,149.08	\$ 23,805.56	\$ 23,334.44	\$ 232,334.44
Millbury	0.2332340712%	\$ 7,278.81	\$ 5,803.04	\$ 11,596.88	\$ 11,017.49	\$ 10,428.91	\$ 10,1782.79	\$ 101,782.79
Millis	0.0999797258%	\$ 3,120.18	\$ 2,487.57	\$ 4,971.20	\$ 4,722.83	\$ 4,470.53	\$ 4,3630.91	\$ 43,630.91

*The below figures are estimates that are subject to reduction and acceleration under certain conditions.

Municipal Allocation of CVS Abatement Funds, by Payment			Year 1 Payment (June 30, 2013)	Year 2 Payment (June 30, 2024)	Years 3-6 Payments (June 30, 2025-2028)	Year 7 Payment (June 30, 2029)	Years 8-10 Payments (June 30, 2030-2032)	Total Payments
	Settlement Ex. G Allocation	\$	3,120,817.68	2,488,073.98	4,972,205.52	4,723,792.38	4,471,436.79	43,639,758.93
Millville	0.0062130209%	\$	193.90	154.58	308.92	293.49	277.81	2,711.35
Milton	0.3520463069%	\$	10,986.72	8,759.17	17,504.47	16,629.94	15,741.53	153,632.16
Monroe	0.0001025332%	\$	3.20	2.55	5.10	4.84	4.58	44.75
Monson	0.1266258006%	\$	3,951.76	3,150.54	6,296.10	5,981.54	5,661.99	55,259.19
Montague	0.0291412591%	\$	909.45	725.06	1,448.96	1,376.57	1,303.03	12,717.18
Monterey	0.0042137017%	\$	131.50	104.84	209.51	199.05	188.41	1,838.85
Montgomery	0.0002324400%	\$	7.25	5.78	11.56	10.98	10.39	101.44
Mt Washington	0.0001746048%	\$	5.45	4.34	8.68	8.25	7.81	76.20
Nahant	0.0355497159%	\$	1,109.44	884.50	1,767.60	1,679.29	1,589.58	15,513.81
Nantucket	0.1102324194%	\$	3,440.15	2,742.66	5,480.98	5,207.15	4,928.97	48,105.16
Natick	0.3421702489%	\$	10,678.51	8,513.45	17,013.41	16,163.41	15,299.93	149,322.27
Needham	0.4914063771%	\$	15,335.90	12,226.55	24,433.74	23,213.02	21,972.93	214,448.56
New Asnford	0.0002677169%	\$	8.35	6.66	13.31	12.65	11.97	116.83
New Bedford	2.3617391681%	\$	73,705.57	58,761.82	117,430.53	111,563.65	105,603.67	1,030,657.28
New Braintree	0.0013480056%	\$	42.07	33.54	67.03	63.68	60.28	588.27
New Marlborough	0.0032940955%	\$	102.80	81.96	163.79	155.61	147.29	1,437.54
New Salem	0.0024476600%	\$	76.39	60.90	121.70	115.62	109.45	1,068.15
Newbury	0.0135400372%	\$	422.56	336.89	673.24	639.60	605.43	5,908.84
Newburyport	0.2905748435%	\$	9,068.31	7,229.72	14,447.98	13,726.15	12,992.87	126,806.16
Newton	1.0088865481%	\$	31,485.51	25,101.84	50,163.91	47,657.71	45,111.72	440,275.66
Norfolk	0.056301795%	\$	1,757.08	1,400.83	2,799.44	2,659.58	2,517.50	24,569.96
Norfolk County	0.0892988423%	\$	2,786.85	2,221.82	4,440.12	4,218.29	3,992.94	38,969.80
North Adams	0.3428675166%	\$	10,700.27	8,530.80	17,048.08	16,196.35	15,331.10	149,626.56
North Andover	0.4494773051%	\$	14,027.37	11,183.33	22,348.94	21,232.37	20,098.09	196,150.81
North Attleborough	0.6369959028%	\$	19,879.48	15,848.93	31,672.75	30,090.36	28,482.87	277,983.48
North Brookfield	0.0698725924%	\$	2,180.60	1,738.48	3,474.21	3,300.64	3,124.31	30,492.23
North Reading	0.1664230820%	\$	5,193.76	4,140.73	8,274.90	7,861.48	7,441.50	72,626.63
Northampton	0.5405649568%	\$	16,870.05	13,449.66	26,878.00	25,535.17	24,171.02	235,901.24
Northborough	0.2422641125%	\$	7,560.62	6,027.71	12,045.87	11,444.05	10,832.69	105,723.47
Northbridge	0.2823159735%	\$	8,810.57	7,024.23	14,037.33	13,336.02	12,623.58	123,202.01
Northfield	0.0153010544%	\$	477.52	380.70	760.80	722.79	684.18	6,677.34
Norton	0.4563834066%	\$	14,242.89	11,355.16	22,692.32	21,558.60	20,406.90	199,164.62
Norwell	0.2753854817%	\$	8,594.28	6,851.79	13,692.73	13,008.64	12,313.69	120,177.56
Norwood	0.3412282413%	\$	10,649.11	8,490.01	16,966.57	16,118.91	15,257.81	148,911.18
Oak Bluffs	0.0769116887%	\$	2,400.27	1,913.62	3,824.21	3,633.15	3,439.06	33,564.08
Oakham	0.0026269230%	\$	81.98	65.36	130.62	124.09	117.46	1,146.38
Orange	0.1376712816%	\$	4,296.47	3,425.36	6,845.30	6,503.31	6,155.88	60,079.42
Orleans	0.0935051641%	\$	2,918.13	2,326.48	4,649.27	4,416.99	4,181.02	40,805.43

Estimated Maximum Municipal Abatement Payments to Participating Subdivisions, By Payment
 *The below figures are estimates that are subject to reduction and acceleration under certain conditions.

Municipal Allocation of CVS Abatement Funds, by Payment		Settlement Ex. G Allocation	Year 1 Payment (June 30, 2013)	Year 2 Payment (June 30, 2024)	Years 3-6 Payments (June 30, 2025-2028)	Year 7 Payment (June 30, 2029)	Years 8-10 Payments (June 30, 2030-2032)	Total Payments
Otis	0.0035269019%	\$ 3,120,817.68	\$ 110.07	\$ 87.75	\$ 175.36	\$ 166.60	\$ 157.70	\$ 43,639,758.93
Oxford	0.2336229019%	\$ 7,290.94	\$ 5,812.71	\$ 11,616.21	\$ 11,035.86	\$ 10,446.30	\$ 101,952.47	\$ 1,539.13
Palmer	0.1621757259%	\$ 5,061.21	\$ 4,035.05	\$ 8,063.71	\$ 7,660.84	\$ 7,251.59	\$ 70,773.10	\$ 101,952.47
Paxton	0.0115100470%	\$ 359.21	\$ 286.38	\$ 572.30	\$ 543.71	\$ 514.66	\$ 5,022.96	\$ 70,773.10
Peabody	0.7162928627%	\$ 22,354.19	\$ 17,821.90	\$ 35,615.55	\$ 33,836.19	\$ 32,028.58	\$ 312,588.48	\$ 5,022.96
Pelham	0.0235476246%	\$ 734.88	\$ 585.88	\$ 1,170.84	\$ 1,112.34	\$ 1,052.92	\$ 10,276.13	\$ 10,276.13
Pembroke	0.3388218249%	\$ 10,574.01	\$ 8,430.14	\$ 16,846.92	\$ 16,005.24	\$ 15,150.20	\$ 147,861.03	\$ 147,861.03
Pepperell	0.0102363113%	\$ 319.46	\$ 254.69	\$ 508.97	\$ 483.54	\$ 457.71	\$ 4,467.10	\$ 4,467.10
Peru	0.0011523603%	\$ 35.96	\$ 28.67	\$ 57.30	\$ 54.44	\$ 51.53	\$ 502.89	\$ 502.89
Petersham	0.0159775433%	\$ 498.63	\$ 397.53	\$ 794.44	\$ 754.75	\$ 714.43	\$ 6,972.56	\$ 6,972.56
Pillliphston	0.00939835646%	\$ 124.32	\$ 99.11	\$ 198.07	\$ 188.18	\$ 178.12	\$ 1,738.42	\$ 1,738.42
Pittsfield	1.1541979937%	\$ 36,020.42	\$ 28,717.30	\$ 57,389.10	\$ 54,521.92	\$ 51,609.23	\$ 503,689.22	\$ 503,689.22
Plainfield	0.0004986914%	\$ 15.56	\$ 12.41	\$ 24.80	\$ 23.56	\$ 22.30	\$ 217.63	\$ 217.63
Plainville	0.0738004154%	\$ 2,303.18	\$ 1,836.21	\$ 3,669.51	\$ 3,486.18	\$ 3,299.94	\$ 32,206.32	\$ 32,206.32
Plymouth	1.0727134492%	\$ 33,477.43	\$ 26,689.90	\$ 53,337.52	\$ 50,672.76	\$ 47,965.70	\$ 468,129.56	\$ 468,129.56
Plymouth County	0.0008974666%	\$ 28.01	\$ 22.33	\$ 44.62	\$ 42.39	\$ 40.13	\$ 391.65	\$ 391.65
Plympton	0.0311999123%	\$ 973.51	\$ 776.13	\$ 1,551.03	\$ 1,473.54	\$ 1,394.82	\$ 13,612.95	\$ 13,612.95
Princeton	0.0094015998%	\$ 293.41	\$ 233.92	\$ 467.47	\$ 444.11	\$ 420.39	\$ 4,102.84	\$ 4,102.84
Provincetown	0.0895015011%	\$ 2,793.18	\$ 2,226.86	\$ 4,450.20	\$ 4,227.87	\$ 4,002.00	\$ 39,058.24	\$ 39,058.24
Quincy	1.0277365393%	\$ 32,073.78	\$ 25,570.85	\$ 51,101.17	\$ 48,548.14	\$ 45,954.59	\$ 448,501.75	\$ 448,501.75
Randolph	0.3517891103%	\$ 10,978.70	\$ 8,752.77	\$ 17,491.68	\$ 16,617.79	\$ 15,730.03	\$ 153,519.92	\$ 153,519.92
Raynham	0.0739771661%	\$ 2,308.69	\$ 1,840.61	\$ 3,678.30	\$ 3,494.53	\$ 3,307.84	\$ 32,283.46	\$ 32,283.46
Reading	0.2463903024%	\$ 7,689.39	\$ 6,130.37	\$ 12,251.03	\$ 11,638.97	\$ 11,017.19	\$ 107,524.13	\$ 107,524.13
Rehoboth	0.0342848256%	\$ 1,069.97	\$ 853.03	\$ 1,704.71	\$ 1,619.54	\$ 1,533.02	\$ 14,961.82	\$ 14,961.82
Revere	0.5754964378%	\$ 17,960.19	\$ 14,318.78	\$ 28,614.87	\$ 27,185.26	\$ 25,732.96	\$ 251,145.26	\$ 251,145.26
Richmond	0.0346755405%	\$ 1,082.16	\$ 862.75	\$ 1,724.14	\$ 1,638.00	\$ 1,550.49	\$ 15,132.32	\$ 15,132.32
Rochester	0.0656757963%	\$ 2,049.62	\$ 1,634.06	\$ 3,265.54	\$ 3,102.39	\$ 2,936.65	\$ 28,660.76	\$ 28,660.76
Rockport	0.3048431858%	\$ 9,513.60	\$ 7,584.72	\$ 15,157.43	\$ 14,400.16	\$ 13,630.87	\$ 133,032.83	\$ 133,032.83
Rockland	0.1188536886%	\$ 3,709.21	\$ 2,957.17	\$ 5,909.65	\$ 5,614.40	\$ 5,314.47	\$ 51,867.46	\$ 51,867.46
Rowe	0.0242459391%	\$ 756.67	\$ 603.26	\$ 1,205.56	\$ 1,145.33	\$ 1,084.14	\$ 10,580.87	\$ 10,580.87
Rowley	0.0134543050%	\$ 419.88	\$ 334.75	\$ 668.98	\$ 635.55	\$ 601.60	\$ 5,871.43	\$ 5,871.43
Royalston	0.0020739031%	\$ 64.72	\$ 51.60	\$ 103.12	\$ 97.97	\$ 92.73	\$ 905.05	\$ 905.05
Russell	0.0012348998%	\$ 38.54	\$ 30.73	\$ 61.40	\$ 58.33	\$ 55.22	\$ 538.91	\$ 538.91
Rutland	0.0122272562%	\$ 381.59	\$ 304.22	\$ 607.96	\$ 577.59	\$ 546.73	\$ 5,335.95	\$ 5,335.95
Salem	0.6254547137%	\$ 19,519.30	\$ 15,561.78	\$ 31,098.89	\$ 29,545.18	\$ 27,966.81	\$ 272,946.93	\$ 272,946.93
Salisbury	0.0319290215%	\$ 996.45	\$ 794.42	\$ 1,587.58	\$ 1,508.26	\$ 1,427.69	\$ 13,933.75	\$ 13,933.75
Sandisfield	0.0020719142%	\$ 64.66	\$ 51.55	\$ 103.02	\$ 97.87	\$ 92.64	\$ 904.18	\$ 904.18
Sandwich	0.4944903815%	\$ 15,432.14	\$ 12,303.29	\$ 24,587.08	\$ 23,358.70	\$ 22,110.82	\$ 215,794.41	\$ 215,794.41

Estimated Maximum Municipal Abatement Payments to Participating Subdivisions, By Payment*
 *The below figures are estimates that are subject to reduction and acceleration under certain conditions.

Municipal Allocation of CVS Abatement Funds, by Payment		Settlement Ex. G Allocation	Year 1 Payment (June 30, 2013)	Year 2 Payment (June 30, 2024)	Years 3-6 Payments (June 30, 2025-2028)	Year 7 Payment (June 30, 2029)	Years 8-10 Payments (June 30, 2030-2032)	Total Payments
Saugus	0.3330802265%	\$ 3,120,817.66	\$ 10,394.83	\$ 8,287.28	\$ 16,561.43	\$ 15,734.02	\$ 14,893.47	\$ 145,355.41
Savoy	0.0103246605%	\$ 322.21	\$ 256.89	\$ 256.89	\$ 513.36	\$ 487.72	\$ 461.66	\$ 4,505.66
Schuate	0.3938536371%	\$ 12,291.45	\$ 9,799.37	\$ 9,799.37	\$ 19,583.21	\$ 18,604.83	\$ 17,610.92	\$ 171,876.78
Seekonk	0.3325159013%	\$ 10,377.22	\$ 8,273.24	\$ 8,273.24	\$ 16,533.37	\$ 15,707.36	\$ 14,868.24	\$ 145,109.14
Sharon	0.3157804286%	\$ 9,854.93	\$ 7,856.85	\$ 7,856.85	\$ 15,701.25	\$ 14,916.81	\$ 14,119.92	\$ 137,805.82
Sheffield	0.0066580643%	\$ 207.79	\$ 165.66	\$ 165.66	\$ 331.05	\$ 314.51	\$ 297.71	\$ 2,905.56
Shelburne	0.0145706034%	\$ 454.72	\$ 362.53	\$ 362.53	\$ 724.48	\$ 688.29	\$ 651.52	\$ 6,358.58
Shirborn	0.0361347676%	\$ 1,127.70	\$ 899.06	\$ 899.06	\$ 1,796.69	\$ 1,706.93	\$ 1,615.74	\$ 15,769.13
Stirling	0.0049654026%	\$ 154.96	\$ 123.54	\$ 123.54	\$ 246.89	\$ 234.56	\$ 222.02	\$ 2,166.89
Shrewsbury	0.6471205738%	\$ 20,195.45	\$ 16,100.84	\$ 16,100.84	\$ 32,176.16	\$ 30,568.63	\$ 28,935.59	\$ 282,401.86
Shutesbury	0.0358178516%	\$ 1,117.81	\$ 891.17	\$ 891.17	\$ 1,780.94	\$ 1,691.96	\$ 1,601.57	\$ 15,630.82
Somerset	0.2943717652%	\$ 9,186.81	\$ 7,324.19	\$ 7,324.19	\$ 14,636.77	\$ 13,905.51	\$ 13,162.65	\$ 128,463.13
Somerville	0.5538327759%	\$ 17,284.11	\$ 13,779.77	\$ 13,779.77	\$ 27,537.70	\$ 26,161.91	\$ 24,764.28	\$ 241,691.29
South Hadley	0.3289508962%	\$ 10,265.96	\$ 8,184.54	\$ 8,184.54	\$ 16,356.11	\$ 15,538.96	\$ 14,708.83	\$ 143,553.38
Southampton	0.0773861993%	\$ 2,415.08	\$ 1,925.43	\$ 1,925.43	\$ 3,847.80	\$ 3,655.56	\$ 3,460.27	\$ 33,771.15
Southborough	0.2173688486%	\$ 6,783.69	\$ 5,408.30	\$ 5,408.30	\$ 10,808.03	\$ 10,268.05	\$ 9,719.51	\$ 94,859.24
Southbridge	0.290614812%	\$ 9,069.45	\$ 7,230.63	\$ 7,230.63	\$ 14,449.80	\$ 13,727.88	\$ 12,994.51	\$ 126,822.15
Southwick	0.0165255910%	\$ 515.73	\$ 411.17	\$ 411.17	\$ 821.69	\$ 780.63	\$ 738.93	\$ 7,211.73
Spencer	0.0203153945%	\$ 634.01	\$ 505.46	\$ 505.46	\$ 1,010.12	\$ 959.66	\$ 908.39	\$ 8,865.59
Springfield	3.4410224370%	\$ 107,386.04	\$ 85,615.18	\$ 85,615.18	\$ 171,094.71	\$ 162,546.76	\$ 153,863.14	\$ 1,501,653.90
Sterling	0.0196759620%	\$ 614.05	\$ 489.55	\$ 489.55	\$ 978.33	\$ 929.45	\$ 879.80	\$ 8,566.54
Stockbridge	0.0092305018%	\$ 288.07	\$ 229.66	\$ 229.66	\$ 458.96	\$ 436.03	\$ 412.74	\$ 4,028.17
Stoneham	0.1669780908%	\$ 5,211.08	\$ 4,154.54	\$ 4,154.54	\$ 8,302.49	\$ 7,887.70	\$ 7,466.32	\$ 72,868.84
Stoughton	0.3118943726%	\$ 9,733.65	\$ 7,760.16	\$ 7,760.16	\$ 15,508.03	\$ 14,733.24	\$ 13,946.16	\$ 136,109.95
Stow	0.0087733680%	\$ 273.80	\$ 218.29	\$ 218.29	\$ 436.23	\$ 414.44	\$ 392.30	\$ 3,828.68
Sturbridge	0.1235688557%	\$ 3,856.36	\$ 3,074.48	\$ 3,074.48	\$ 6,144.10	\$ 5,837.14	\$ 5,525.30	\$ 53,925.15
Sudbury	0.1950193814%	\$ 6,086.20	\$ 4,852.23	\$ 4,852.23	\$ 9,696.76	\$ 9,212.31	\$ 8,720.17	\$ 85,105.99
Sunderland	0.0394445127%	\$ 1,230.99	\$ 981.41	\$ 981.41	\$ 1,961.26	\$ 1,863.28	\$ 1,763.74	\$ 17,213.49
Sutton	0.1720631416%	\$ 5,369.78	\$ 4,281.06	\$ 4,281.06	\$ 8,555.33	\$ 8,127.91	\$ 7,693.69	\$ 75,087.94
Swampscott	0.2802270489%	\$ 8,745.38	\$ 6,972.26	\$ 6,972.26	\$ 13,933.46	\$ 13,237.34	\$ 12,530.18	\$ 122,290.41
Swansea	0.3127370397%	\$ 9,759.95	\$ 7,781.13	\$ 7,781.13	\$ 15,549.93	\$ 14,773.05	\$ 13,983.84	\$ 136,477.69
Taunton	1.3156698571%	\$ 41,059.66	\$ 32,734.84	\$ 32,734.84	\$ 65,417.81	\$ 62,149.51	\$ 58,829.35	\$ 574,155.15
Templeton	0.0167725290%	\$ 523.44	\$ 417.31	\$ 417.31	\$ 833.96	\$ 792.30	\$ 749.97	\$ 7,319.49
Tewksbury	0.2526508477%	\$ 7,884.77	\$ 6,286.14	\$ 6,286.14	\$ 12,562.32	\$ 11,934.70	\$ 11,297.12	\$ 110,256.22
Tisbury	0.0665566713%	\$ 2,077.11	\$ 1,655.98	\$ 1,655.98	\$ 3,309.33	\$ 3,144.00	\$ 2,976.04	\$ 29,045.17
Tolland	0.0005593530%	\$ 17.46	\$ 13.92	\$ 13.92	\$ 27.81	\$ 26.42	\$ 25.01	\$ 244.10
Topshfield	0.0713350646%	\$ 2,226.24	\$ 1,774.87	\$ 1,774.87	\$ 3,546.93	\$ 3,369.72	\$ 3,189.70	\$ 31,130.45
Townsend	0.0093843801%	\$ 292.87	\$ 233.49	\$ 233.49	\$ 466.61	\$ 443.30	\$ 419.62	\$ 4,095.32

Estimated Maximum Municipal Abatement Payments to Participating Subdivisions, By Payment
 *The below figures are estimates that are subject to reduction and acceleration under certain conditions.

Municipal Allocation of CVS Abatement Funds, by Payment			Year 1 Payment (June 30, 2013)	Year 2 Payment (June 30, 2024)	Years 3-6 Payments (June 30, 2025-2028)	Year 7 Payment (June 30, 2029)	Years 8-10 Payments (June 30, 2030-2032)	Total Payments
	Settlement Ex. G Allocation		\$ 3,120,817.68	\$ 2,488,073.98	\$ 4,972,205.52	\$ 4,723,792.38	\$ 4,471,436.79	\$ 43,639,758.93
Tuero	0.0604250384%	\$	1,885.76	1,503.42	3,004.46	2,854.35	2,701.87	26,369.34
Tyngsborough	0.1162396935%	\$	3,627.63	2,892.13	5,779.68	5,490.92	5,197.58	50,726.72
Tyringham	0.0012803829%	\$	39.96	31.86	63.66	60.48	57.25	558.76
Upton	0.02711017442%	\$	658.55	525.03	1,049.22	996.80	943.55	9,208.75
Uxbridge	0.2255606716%	\$	7,099.34	5,612.12	11,215.34	10,655.02	10,085.80	98,434.13
Wakefield	0.2116065761%	\$	6,603.86	5,264.93	10,521.51	9,995.86	9,461.85	92,344.60
Wales	0.0147604390%	\$	460.65	367.25	733.92	697.25	660.00	6,441.42
Walpole	0.3194149930%	\$	9,966.36	7,947.28	15,881.97	15,088.50	14,282.44	139,391.93
Waltham	0.5322671985%	\$	16,611.09	13,243.20	26,465.42	25,143.20	23,799.99	232,280.12
Ware	0.2035588439%	\$	6,352.70	5,064.69	10,121.36	9,615.70	9,102.01	88,832.59
Wareham	0.3595394490%	\$	11,220.57	8,945.61	17,877.04	16,983.90	16,076.58	156,902.15
Warren	0.0179304373%	\$	559.58	446.12	891.54	847.00	801.75	7,824.80
Warwick	0.0065997057%	\$	205.96	164.21	328.15	311.76	295.10	2,880.10
Washington	0.0004074112%	\$	12.71	10.14	20.26	19.25	18.22	177.79
Water	0.2540965713%	\$	7,929.89	6,322.11	12,634.20	12,002.99	11,361.77	110,887.13
Wayland	0.2147389946%	\$	6,701.61	5,342.87	10,677.26	10,143.82	9,601.92	93,711.58
Webster	0.2405963644%	\$	7,508.57	5,986.22	11,962.95	11,365.27	10,758.11	104,995.67
Wellesley	0.4811483972%	\$	15,015.76	11,971.33	23,923.69	22,728.45	21,514.25	209,972.00
Wellesley	0.0667808417%	\$	2,084.11	1,661.56	3,320.48	3,154.59	2,986.06	29,143.00
Wendell	0.0010508215%	\$	32.79	26.15	52.25	49.64	46.99	458.58
Wenham	0.0112119209%	\$	349.90	278.96	557.48	529.63	501.33	4,892.86
West Boylston	0.1222726663%	\$	3,815.91	3,042.23	6,079.65	5,775.91	5,467.34	53,359.50
West Bridgewater	0.1467598909%	\$	4,580.11	3,651.49	7,297.20	6,932.63	6,562.28	64,045.66
West Brookfield	0.0059191866%	\$	184.73	147.27	294.31	279.61	264.67	2,583.12
West Newbury	0.0086981560%	\$	271.45	216.42	432.49	410.88	388.93	3,795.85
West Springfield	0.4627594653%	\$	14,441.88	11,513.80	23,009.35	21,859.80	20,692.00	201,947.12
West Stockbridge	0.0028401544%	\$	88.64	70.67	141.22	134.16	127.00	1,239.44
West Tibbury	0.0099183484%	\$	309.53	246.78	493.16	468.52	443.49	4,328.34
Westborough	0.5070384269%	\$	15,823.74	12,615.49	25,210.99	23,951.44	22,671.90	221,270.35
Westford	0.6538385669%	\$	20,405.11	16,267.99	32,510.20	30,885.98	29,235.98	285,333.57
Westford	0.2939962811%	\$	9,175.09	7,314.84	14,618.10	13,887.77	13,145.86	128,299.27
Westhampton	0.0199373981%	\$	622.21	496.06	991.33	941.80	891.49	8,700.63
Westminster	0.0226744436%	\$	707.63	564.16	1,127.42	1,071.09	1,013.87	9,895.07
Weston	0.2254658323%	\$	7,036.38	5,609.76	11,210.62	10,650.54	10,081.56	98,392.75
Westport	0.2811335179%	\$	8,773.66	6,994.81	13,978.54	13,280.16	12,570.71	122,665.99
Westwood	0.2903783084%	\$	9,062.18	7,224.83	14,438.21	13,716.87	12,984.08	126,720.39
Weymouth	0.5656639786%	\$	17,653.34	14,074.14	28,125.98	26,720.79	25,293.31	246,854.40
Whately	0.0314232222%	\$	980.63	781.81	1,562.38	1,484.33	1,405.03	13,712.63

Estimated Maximum Municipal Abatement Payments to Participating Subdivisions, By Payment*
 *The below figures are estimates that are subject to reduction and acceleration under certain conditions.

Municipal Allocation of CVS Abatement Funds, by Payment			Year 1 Payment (June 30, 2013)	Year 2 Payment (June 30, 2024)	Years 3-6 Payments (June 30, 2025-2028)	Year 7 Payment (June 30, 2029)	Years 8-10 Payments (June 30, 2030-2032)	Total Payments
	Settlement Ex. G Allocation		\$ 3,120,817.68	\$ 2,488,073.98	\$ 4,972,205.52	\$ 4,723,792.38	\$ 4,471,436.79	\$ 43,639,758.93
Whitman	0.0448742719%	\$	1,400.44	\$ 1,116.51	\$ 2,231.24	\$ 2,119.77	\$ 2,006.52	\$ 19,583.02
Wilbraham	0.0313150261%	\$	977.28	\$ 779.14	\$ 1,557.05	\$ 1,479.26	\$ 1,400.23	\$ 13,665.80
Williamsburg	0.0343998679%	\$	1,073.56	\$ 855.89	\$ 1,710.43	\$ 1,624.98	\$ 1,538.17	\$ 15,012.02
Williamstown	0.0783021941%	\$	2,443.67	\$ 1,948.22	\$ 3,893.35	\$ 3,698.83	\$ 3,501.23	\$ 34,170.89
Wilmington	0.2467559990%	\$	7,700.80	\$ 6,139.47	\$ 12,269.22	\$ 11,656.24	\$ 11,033.54	\$ 107,683.72
Winchendon	0.1830720373%	\$	5,713.34	\$ 4,554.97	\$ 9,102.72	\$ 8,647.94	\$ 8,185.95	\$ 79,892.20
Winchester	0.2570095300%	\$	8,020.80	\$ 6,394.59	\$ 12,779.04	\$ 12,140.60	\$ 11,492.02	\$ 112,158.34
Windsor	0.0005238144%	\$	16.35	\$ 13.03	\$ 26.05	\$ 24.74	\$ 23.42	\$ 228.59
Winthrop	0.1508890537%	\$	4,699.61	\$ 3,746.77	\$ 7,487.60	\$ 7,113.51	\$ 6,733.49	\$ 65,716.70
Woburn	0.3503541163%	\$	10,933.91	\$ 8,717.07	\$ 17,420.33	\$ 16,550.00	\$ 15,665.86	\$ 152,893.69
Worcester	3.7929503518%	\$	118,371.07	\$ 94,371.41	\$ 188,593.29	\$ 179,171.10	\$ 169,599.38	\$ 1,655,234.39
Worthington	0.0015069609%	\$	47.03	\$ 37.49	\$ 74.93	\$ 71.19	\$ 67.38	\$ 657.63
Wrentham	0.0961794021%	\$	3,001.58	\$ 2,393.01	\$ 4,782.24	\$ 4,543.32	\$ 4,300.60	\$ 41,972.46
Yarmouth	0.1308391883%	\$	4,083.25	\$ 3,255.38	\$ 6,505.59	\$ 6,180.57	\$ 5,850.39	\$ 57,097.91



City of Gardner - *Executive Department*
 Mayor Michael J. Nicholson

RECEIVED
 2023 FEB 23 PM 3:19
 CITY CLERK'S OFFICE
 GARDNER, MASSACHUSETTS

February 22, 2023

Hon. Elizabeth J. Kazinskas, Council President
 And City Councilors
 Gardner City Hall, Rm 121
 95 Pleasant St
 Gardner, MA 01440

RE: Notification of City Involvement in Opioid Lawsuit Settlement - Walgreens

Dear Madam President and Councilors,

As you are likely aware, in March of 2022, the Massachusetts Attorney General's Office under then Attorney General Maura Healey announced that cities and towns from across Massachusetts would be able to receive a financial benefit from a settlement agreement reached with different opioid manufacturers.

Since that time, Attorney General Campbell has initiated new litigation against different opioid distributors which have recently reached a settlement agreement.

I am writing to inform you that the Administration has signed the City onto the lawsuit against Walgreens and that the City will be receiving financial compensation through this settlement as follows:

Community	% of Settlement	Year 1	Year 2-7	Year 8-15	Total
Gardner	0.30805	11,279.35	7,445.12	11,279.35	146,184.84

Just like the previous settlement agreement, these funds are severely restricted through the settlement agreement to be only used for costs associated with combating the opioid epidemic. However, since the legislature has not allowed these funds to be deposited into special revenue accounts, these funds must fall to the general fund and be appropriated by the Council through a regular budgeting process.

The Administration will track these funds as they come in and make sure they are appropriated in the correct fashion. I am hopeful that the legislature will help alleviate this procedural hurdle this session, but until then, we will continue to do what is required of the settlement under the current standards.

Respectfully Submitted,

Michael J. Nicholson
 Mayor, City of Gardner

EXHIBIT K

Subdivision Participation and Release Form

Will your subdivision or special district be signing the settlement participation form for the Walgreens Settlement at this time?

Yes No

Governmental Entity: Gardner city	State: MA
Authorized Signatory: Mayor Michael J. Nicholson	
Address 1: Gardner City Hall	
Address 2: 95 Pleasant St	
City, State, Zip: Gardner	Massachusetts 01440
Phone: 978-630-1490	
Email: mayor@gardner-ma.gov	

The governmental entity identified above (“*Governmental Entity*”), in order to obtain and in consideration for the benefits provided to the Governmental Entity pursuant to the Settlement Agreement dated December 9, 2022 (“*Walgreens Settlement*”), and acting through the undersigned authorized official, hereby elects to participate in the Walgreens Settlement, release all Released Claims against all Released Entities, and agrees as follows.

1. The Governmental Entity is aware of and has reviewed the Walgreens Settlement, understands that all terms in this Participation and Release Form have the meanings defined therein, and agrees that by executing this Participation and Release Form, the Governmental Entity elects to participate in the Walgreens Settlement and become a Participating Subdivision as provided therein.
2. The Governmental Entity shall promptly, and in any event no later than 14 days after the Reference Date and prior to the filing of the Consent Judgment, dismiss with prejudice any Released Claims that it has filed. With respect to any Released Claims pending in *In re National Prescription Opiate Litigation*, MDL No. 2804, the Governmental Entity authorizes the Plaintiffs’ Executive Committee to execute and file on behalf of the Governmental Entity a Stipulation of Dismissal with Prejudice substantially in the form found at <https://nationalopioidsettlement.com>.
3. The Governmental Entity agrees to the terms of the Walgreens Settlement pertaining to Participating Subdivisions as defined therein.
4. By agreeing to the terms of the Walgreens Settlement and becoming a Releasor, the Governmental Entity is entitled to the benefits provided therein, including, if applicable, monetary payments beginning after the Effective Date.
5. The Governmental Entity agrees to use any monies it receives through the Walgreens Settlement solely for the purposes provided therein.



6. The Governmental Entity submits to the jurisdiction of the court in the Governmental Entity's state where the Consent Judgment is filed for purposes limited to that court's role as provided in, and for resolving disputes to the extent provided in, the Walgreens Settlement. The Governmental Entity likewise agrees to arbitrate before the National Arbitration Panel as provided in, and for resolving disputes to the extent otherwise provided in, the Walgreens Settlement.
7. The Governmental Entity has the right to enforce the Walgreens Settlement as provided therein.
8. The Governmental Entity, as a Participating Subdivision, hereby becomes a Releasor for all purposes in the Walgreens Settlement, including without limitation all provisions of Section XI (Release), and along with all departments, agencies, divisions, boards, commissions, districts, instrumentalities of any kind and attorneys, and any person in their official capacity elected or appointed to serve any of the foregoing and any agency, person, or other entity claiming by or through any of the foregoing, and any other entity identified in the definition of Releasor, provides for a release to the fullest extent of its authority. As a Releasor, the Governmental Entity hereby absolutely, unconditionally, and irrevocably covenants not to bring, file, or claim, or to cause, assist or permit to be brought, filed, or claimed, or to otherwise seek to establish liability for any Released Claims against any Released Entity in any forum whatsoever. The releases provided for in the Walgreens Settlement are intended by the Parties to be broad and shall be interpreted so as to give the Released Entities the broadest possible bar against any liability relating in any way to Released Claims and extend to the full extent of the power of the Governmental Entity to release claims. The Walgreens Settlement shall be a complete bar to any Released Claim.
9. The Governmental Entity hereby takes on all rights and obligations of a Participating Subdivision as set forth in the Walgreens Settlement.
10. In connection with the releases provided for in the Walgreens Settlement, each Governmental Entity expressly waives, releases, and forever discharges any and all provisions, rights, and benefits conferred by any law of any state or territory of the United States or other jurisdiction, or principle of common law, which is similar, comparable, or equivalent to § 1542 of the California Civil Code, which reads:


General Release; extent. A general release does not extend to claims that the creditor or releasing party does not know or suspect to exist in his or her favor at the time of executing the release that, if known by him or her would have materially affected his or her settlement with the debtor or released party.

A Releasor may hereafter discover facts other than or different from those which it knows, believes, or assumes to be true with respect to the Released Claims, but each Governmental Entity hereby expressly waives and fully, finally, and forever settles, releases and discharges, upon the Effective Date, any and all Released Claims that may exist as of such date but which Releasors do not know or suspect to exist, whether through ignorance, oversight, error, negligence or through no fault whatsoever, and which, if known, would materially affect the Governmental Entities' decision to participate in the Walgreens Settlement.



11. Nothing herein is intended to modify in any way the terms of the Walgreens Settlement, to which Governmental Entity hereby agrees. To the extent this Participation and Release Form is interpreted differently from the Walgreens Settlement in any respect, the Walgreens Settlement controls.

I have all necessary power and authorization to execute this Participation and Release Form on behalf of the Governmental Entity.

Signature: 
Name: Michael J. Nicholson
Title: Mayor
Date: 2/13/2023



Estimated Maximum Municipal Abatement Payments to Participating Subdivisions, By Payment*
 *The below figures are estimates that are subject to reduction under certain conditions.

Municipal Allocation of Walgreens Abatement Funds, by Payment	Settlement Ex. G Allocation	Year 1 Payment	Years 2-7 Payments (Year 2: Dec. 31, 2023; Years 3-7: Mar. 31, 2025-2029)		Years 8-15 Payments (Years 8-14: Mar. 31, 2030-2036; Year 15: Dec. 31, 2036)	Total
Abington	0.2400899791%	\$ 3,661,435.19	\$ 2,416,791.85	\$ 3,661,435.19	\$ 47,453,667.81	
Acton	0.1586479343%	\$ 8,790.74	\$ 5,802.48	\$ 8,790.74	\$ 113,931.50	
Acushnet	0.1547305792%	\$ 5,665.36	\$ 3,739.52	\$ 5,665.36	\$ 73,425.34	
Adams	0.0189731986%	\$ 694.69	\$ 458.54	\$ 694.69	\$ 9,003.48	
Agawam	0.4341901730%	\$ 15,897.59	\$ 10,493.47	\$ 15,897.59	\$ 206,039.16	
Alford	0.0007449491%	\$ 27.28	\$ 18.00	\$ 27.28	\$ 353.51	
Amesbury	0.2580959424%	\$ 9,450.02	\$ 6,237.64	\$ 9,450.02	\$ 122,475.99	
Amherst	0.3675897982%	\$ 13,459.06	\$ 8,883.88	\$ 13,459.06	\$ 174,434.84	
Andover	0.7102727131%	\$ 26,006.18	\$ 17,165.81	\$ 26,006.18	\$ 337,050.45	
Aquinnah	0.0049293930%	\$ 180.49	\$ 119.13	\$ 180.49	\$ 2,339.18	
Arlington	0.3350233330%	\$ 12,266.66	\$ 8,096.82	\$ 12,266.66	\$ 158,980.86	
Ashburnham	0.0140160133%	\$ 513.19	\$ 338.74	\$ 513.19	\$ 6,651.11	
Ashby	0.0069876989%	\$ 255.85	\$ 168.88	\$ 255.85	\$ 3,315.92	
Ashfield	0.0027296132%	\$ 99.94	\$ 65.97	\$ 99.94	\$ 1,295.30	
Ashland	0.1613930923%	\$ 5,909.30	\$ 3,900.54	\$ 5,909.30	\$ 76,586.94	
Athol	0.0339559233%	\$ 1,316.50	\$ 868.98	\$ 1,316.50	\$ 17,062.40	
Attleboro	0.9357205930%	\$ 34,260.80	\$ 22,614.42	\$ 34,260.80	\$ 444,033.74	
Auburn	0.3036683195%	\$ 11,118.62	\$ 7,339.03	\$ 11,118.62	\$ 144,101.76	
Avon	0.0739889948%	\$ 2,709.06	\$ 1,788.16	\$ 2,709.06	\$ 35,110.49	
Ayer	0.0179210686%	\$ 656.17	\$ 433.11	\$ 656.17	\$ 8,504.20	
Barnstable	0.8578313582%	\$ 31,408.94	\$ 20,732.00	\$ 31,408.94	\$ 407,072.44	
Barnstable County	0.0639482242%	\$ 2,341.42	\$ 1,545.50	\$ 2,341.42	\$ 30,345.78	
Barre	0.0096522017%	\$ 353.41	\$ 233.27	\$ 353.41	\$ 4,580.32	
Becket	0.0067279376%	\$ 246.34	\$ 162.60	\$ 246.34	\$ 3,192.65	
Bedford	0.1982937972%	\$ 7,260.40	\$ 4,792.35	\$ 7,260.40	\$ 94,097.68	
Belcher	0.3492785905%	\$ 12,788.61	\$ 8,441.34	\$ 12,788.61	\$ 165,745.50	
Bellingham	0.1961076781%	\$ 7,180.36	\$ 4,739.51	\$ 7,180.36	\$ 93,060.29	
Belmont	0.2420315678%	\$ 8,861.83	\$ 5,849.40	\$ 8,861.83	\$ 114,852.86	
Berkley	0.1212759115%	\$ 4,440.44	\$ 2,930.99	\$ 4,440.44	\$ 57,549.87	
Berlin	0.0397753511%	\$ 1,456.35	\$ 961.29	\$ 1,456.35	\$ 18,874.86	
Bernardston	0.0040751589%	\$ 149.21	\$ 98.49	\$ 149.21	\$ 1,933.81	
Beverly	0.4801566147%	\$ 17,580.62	\$ 11,604.39	\$ 17,580.62	\$ 227,851.92	
Billerica	0.3870913124%	\$ 14,173.10	\$ 9,355.19	\$ 14,173.10	\$ 183,689.03	
Blackstone	0.0221473318%	\$ 810.91	\$ 535.25	\$ 810.91	\$ 10,509.72	
Blandford	0.0009007116%	\$ 32.98	\$ 21.77	\$ 32.98	\$ 427.42	
Bolton	0.0110088433%	\$ 403.08	\$ 266.06	\$ 403.08	\$ 5,224.10	
Boston	10.5767780349%	\$ 387,261.87	\$ 255,618.71	\$ 387,261.87	\$ 5,019,069.11	
Bourne	0.3783946742%	\$ 13,854.68	\$ 9,145.01	\$ 13,854.68	\$ 179,562.15	

Estimated Maximum Municipal Abatement Payments to Participating Subdivisions, By Payment*
 *The below figures are estimates that are subject to reduction under certain conditions.

Municipal Allocation of Walgreens Abatement Funds, by Payment	Settlement Ex. G Allocation	Year 1 Payment	Years 2-7 Payments (Year 2: Dec. 31, 2023; Years 3-7: Mar. 31, 2025-2029)	Years 8-15 Payments (Years 8-14: Mar. 31, 2030-2036; Year 15: Dec. 31, 2036)	Total
Boxborough	0.0399298051%	\$ 3,661,435.19	\$ 2,416,791.85	\$ 3,661,435.19	\$ 47,453,667.81
Boxford	0.0912309051%	\$ 1,462.00	\$ 965.02	\$ 1,462.00	\$ 18,948.16
Boylston	0.0562367737%	\$ 3,340.36	\$ 2,204.86	\$ 3,340.36	\$ 43,292.41
Braintree	0.4457226214%	\$ 2,059.07	\$ 1,359.13	\$ 2,059.07	\$ 26,686.41
Brewster	0.1284470083%	\$ 16,319.84	\$ 10,772.19	\$ 16,319.84	\$ 211,511.73
Bridgewater	0.1284470083%	\$ 4,703.00	\$ 3,104.30	\$ 4,703.00	\$ 60,952.82
Brimfield	0.0570448443%	\$ 2,088.66	\$ 1,378.66	\$ 2,088.66	\$ 27,069.87
Bristol County	0.0355644757%	\$ 1,302.17	\$ 859.52	\$ 1,302.17	\$ 16,876.65
Brookfield	0.1015083030%	\$ 3,716.66	\$ 2,453.24	\$ 3,716.66	\$ 48,169.41
Brookline	2.1170344615%	\$ 77,513.84	\$ 51,164.32	\$ 77,513.84	\$ 1,004,610.50
Buckland	0.0372953453%	\$ 1,365.54	\$ 901.35	\$ 1,365.54	\$ 17,698.01
Burlington	0.8244968622%	\$ 30,188.42	\$ 19,926.37	\$ 30,188.42	\$ 391,254.00
Cambridge	0.0031396937%	\$ 114.96	\$ 75.88	\$ 114.96	\$ 1,489.90
Canton	0.3034752912%	\$ 11,111.55	\$ 7,334.37	\$ 11,111.55	\$ 144,010.16
Carlisle	4.3053779748%	\$ 157,638.62	\$ 104,052.02	\$ 157,638.62	\$ 2,043,059.76
Carver	0.2909840866%	\$ 10,654.19	\$ 7,032.48	\$ 10,654.19	\$ 138,082.62
Charlton	0.0526144568%	\$ 1,926.44	\$ 1,271.58	\$ 1,926.44	\$ 24,967.49
Chatham	0.2179547901%	\$ 7,980.27	\$ 5,267.51	\$ 7,980.27	\$ 103,427.54
Chelmsford	0.0066765925%	\$ 244.46	\$ 161.36	\$ 244.46	\$ 3,168.29
Chelsea	0.0305379405%	\$ 1,118.13	\$ 738.04	\$ 1,118.13	\$ 14,491.37
Cheshire	0.1685335181%	\$ 6,170.75	\$ 4,073.10	\$ 6,170.75	\$ 79,975.34
Chester	0.3162632088%	\$ 11,579.77	\$ 7,643.42	\$ 11,579.77	\$ 150,078.49
Chilmark	0.5236031155%	\$ 19,171.39	\$ 12,654.40	\$ 19,171.39	\$ 248,468.88
Chilmark	0.0015830626%	\$ 57.96	\$ 38.26	\$ 57.96	\$ 751.22
Chilmark	0.0096828727%	\$ 354.53	\$ 234.01	\$ 354.53	\$ 4,594.88
Chilmark	0.0168042468%	\$ 615.28	\$ 406.12	\$ 615.28	\$ 7,974.23
Chilmark	0.8816952708%	\$ 32,282.70	\$ 21,308.74	\$ 32,282.70	\$ 418,396.74
Chilmark	0.00652328576%	\$ 228.21	\$ 150.64	\$ 228.21	\$ 2,957.72
Clarksburg	0.0303920178%	\$ 1,112.78	\$ 734.51	\$ 1,112.78	\$ 14,422.13
Clinton	0.2371744557%	\$ 8,683.99	\$ 5,732.01	\$ 8,683.99	\$ 112,547.98
Cohasset	0.1430861241%	\$ 5,239.01	\$ 3,458.09	\$ 5,239.01	\$ 67,899.61
Colrain	0.0016018525%	\$ 58.65	\$ 38.71	\$ 58.65	\$ 760.14
Concord	0.1749597704%	\$ 6,406.04	\$ 4,228.41	\$ 6,406.04	\$ 83,024.83
Conway	0.0354590115%	\$ 1,298.31	\$ 856.97	\$ 1,298.31	\$ 16,826.60
Cumington	0.0009757143%	\$ 35.73	\$ 23.58	\$ 35.73	\$ 463.01
Dartmouth	0.0123034626%	\$ 450.48	\$ 297.35	\$ 450.48	\$ 5,838.44
Dartmouth	0.4037368656%	\$ 14,782.56	\$ 9,757.48	\$ 14,782.56	\$ 191,587.95
Dartmouth	0.5505881937%	\$ 20,159.43	\$ 13,306.57	\$ 20,159.43	\$ 261,274.29
Dehnam	0.3188835370%	\$ 11,675.71	\$ 7,706.75	\$ 11,675.71	\$ 151,321.93

Estimated Maximum Municipal Abatement Payments to Participating Subdivisions, By Payment*
 *The below figures are estimates that are subject to reduction under certain conditions.

Municipal Allocation of Walgreens Abatement Funds, by Payment	Settlement Ex. G Allocation	Year 1 Payment	Years 2-7 Payments (Year 2: Dec. 31, 2023; Years 3-7: Mar. 31, 2025-2029)		Years 8-15 Payments (Years 8-14: Mar. 31, 2030-2036; Year 15: Dec. 31, 2036)		Total
Deerfield	0.0872700035%	\$ 3,661,435.19	\$ 3,195.33	\$ 2,109.13	\$ 3,195.33	\$ 4,1412.82	\$ 47,453,667.81
Dennis	0.0970183530%	\$ 3,552.26	\$ 2,344.73	\$ 552.85	\$ 837.56	\$ 10,855.15	\$ 46,038.77
Dighton	0.0228752705%	\$ 837.56	\$ 552.85	\$ 4,009.92	\$ 6,075.03	\$ 78,734.78	\$ 10,855.15
Douglas	0.1659192613%	\$ 6,075.03	\$ 2,502.33	\$ 1,651.70	\$ 4,944.48	\$ 32,431.17	\$ 78,734.78
Dover	0.0683428114%	\$ 2,502.33	\$ 7,490.88	\$ 433.55	\$ 131.13	\$ 97,084.86	\$ 32,431.17
Dracut	0.2045887296%	\$ 7,490.88	\$ 656.83	\$ 198.66	\$ 152.34	\$ 2,574.66	\$ 97,084.86
Dudley	0.0179390734%	\$ 656.83	\$ 198.66	\$ 131.13	\$ 100.56	\$ 1,974.45	\$ 2,574.66
Dukes County	0.0054256244%	\$ 198.66	\$ 131.13	\$ 100.56	\$ 9,043.66	\$ 177,572.18	\$ 1,974.45
Dunstable	0.0041607864%	\$ 152.34	\$ 100.56	\$ 9,043.66	\$ 13,701.13	\$ 109,525.33	\$ 177,572.18
Duxbury	0.3742011756%	\$ 13,701.13	\$ 8,450.77	\$ 5,578.07	\$ 191.73	\$ 2,484.95	\$ 109,525.33
East Bridgewater	0.2308047825%	\$ 8,450.77	\$ 191.73	\$ 126.56	\$ 9,943.41	\$ 128,870.56	\$ 2,484.95
East Brookfield	0.0052365739%	\$ 191.73	\$ 126.56	\$ 9,943.41	\$ 2,881.24	\$ 37,342.08	\$ 128,870.56
East Longmeadow	0.2715713403%	\$ 9,943.41	\$ 2,881.24	\$ 6,453.95	\$ 9,777.73	\$ 126,723.27	\$ 37,342.08
Eastham	0.0786916528%	\$ 2,881.24	\$ 6,453.95	\$ 9,777.73	\$ 20,785.45	\$ 269,387.71	\$ 126,723.27
Easthampton	0.2670463228%	\$ 9,777.73	\$ 20,785.45	\$ 1,957.14	\$ 185.82	\$ 2,408.30	\$ 269,387.71
Easton	0.5676857515%	\$ 20,785.45	\$ 1,957.14	\$ 185.82	\$ 1,881.07	\$ 24,379.42	\$ 2,408.30
Edgartown	0.0809809332%	\$ 2,965.06	\$ 122.65	\$ 1,881.07	\$ 414.96	\$ 5,378.09	\$ 24,379.42
Egremont	0.0050750540%	\$ 185.82	\$ 122.65	\$ 414.96	\$ 15,993.99	\$ 207,288.47	\$ 5,378.09
Enfing	0.0513752128%	\$ 1,881.07	\$ 414.96	\$ 15,993.99	\$ 7,891.70	\$ 154,953.43	\$ 207,288.47
Essex	0.0113333487%	\$ 414.96	\$ 15,993.99	\$ 7,891.70	\$ 11,955.91	\$ 154,953.43	\$ 154,953.43
Everett	0.4368228534%	\$ 15,993.99	\$ 7,891.70	\$ 11,955.91	\$ 77,094.82	\$ 999,179.73	\$ 154,953.43
Fairhaven	0.3265362625%	\$ 11,955.91	\$ 77,094.82	\$ 9,476.16	\$ 25,272.36	\$ 327,539.93	\$ 999,179.73
Fall River	2.1055901006%	\$ 77,094.82	\$ 9,476.16	\$ 25,272.36	\$ 16,501.05	\$ 213,860.20	\$ 327,539.93
Falmouth	0.6632841320%	\$ 24,285.72	\$ 16,030.20	\$ 24,285.72	\$ 9,476.16	\$ 122,814.84	\$ 24,285.72
Fitchburg	0.6913634212%	\$ 25,313.82	\$ 16,708.81	\$ 25,313.82	\$ 625.65	\$ 8,108.65	\$ 328,077.30
Florida	0.0170875086%	\$ 625.65	\$ 412.97	\$ 625.65	\$ 9,476.16	\$ 122,814.84	\$ 8,108.65
Foxborough	0.2588100112%	\$ 9,476.16	\$ 6,254.90	\$ 9,476.16	\$ 25,272.36	\$ 327,539.93	\$ 122,814.84
Framingham	0.6902310022%	\$ 25,272.36	\$ 16,681.45	\$ 25,272.36	\$ 16,501.05	\$ 213,860.20	\$ 327,539.93
Franklin	0.4506715894%	\$ 16,501.05	\$ 10,891.79	\$ 16,501.05	\$ 1,270.93	\$ 16,471.73	\$ 213,860.20
FreeTown	0.0347111837%	\$ 1,270.93	\$ 838.90	\$ 1,270.93	\$ 11,279.35	\$ 146,184.84	\$ 16,471.73
Gardner	0.3080580392%	\$ 11,279.35	\$ 7,445.12	\$ 11,279.35	\$ 4,983.74	\$ 64,591.25	\$ 146,184.84
Georgetown	0.1361143365%	\$ 4,983.74	\$ 3,289.60	\$ 4,983.74	\$ 118.24	\$ 1,532.45	\$ 64,591.25
Gill	0.0032293514%	\$ 118.24	\$ 78.05	\$ 118.24	\$ 15,449.07	\$ 200,226.10	\$ 1,532.45
Gloucester	0.4219402015%	\$ 15,449.07	\$ 10,197.42	\$ 15,449.07	\$ 75.42	\$ 977.49	\$ 200,226.10
Goshen	0.0020598761%	\$ 75.42	\$ 49.78	\$ 75.42	\$ 42.64	\$ 552.60	\$ 977.49
Gosnold	0.0011645031%	\$ 42.64	\$ 28.14	\$ 42.64	\$ 10,207.73	\$ 132,296.24	\$ 552.60
Grafton	0.2787903277%	\$ 10,207.73	\$ 6,737.78	\$ 10,207.73	\$ 5,204.44	\$ 67,451.63	\$ 132,296.24
Granby	0.1421420753%	\$ 5,204.44	\$ 3,435.28	\$ 5,204.44			\$ 67,451.63

Estimated Maximum Municipal Abatement Payments to Participating Subdivisions, By Payment*
 *The below figures are estimates that are subject to reduction under certain conditions.

Municipal Allocation of Walgreens Abatement Funds, by Payment	Settlement Ex. G Allocation	Year 1 Payment	Years 2-7 Payments (Year 2: Dec. 31, 2023; Years 3-7: Mar. 31, 2025-2029)		Years 8-15 Payments (Years 8-14: Mar. 31, 2030-2036; Year 15: Dec. 31, 2036)		Total
			\$	\$	\$	\$	
Granville	0.0205788719%	\$ 3,661,435.19	\$ 497.35	\$ 2,416,791.85	\$ 753.48	\$ 3,661,435.19	\$ 47,453,667.81
Great Barrington	0.0238735954%	\$ 874.12	\$ 576.98	\$ 576.98	\$ 874.12	\$ 874.12	\$ 11,328.90
Greenfield	0.4522917084%	\$ 16,560.37	\$ 10,930.95	\$ 16,560.37	\$ 16,560.37	\$ 16,560.37	\$ 214,629.00
Groton	0.0112861907%	\$ 413.24	\$ 272.76	\$ 272.76	\$ 413.24	\$ 413.24	\$ 5,355.71
Groveland	0.0109548289%	\$ 401.10	\$ 264.76	\$ 264.76	\$ 401.10	\$ 401.10	\$ 5,198.47
Hadley	0.103658447%	\$ 3,795.66	\$ 2,505.39	\$ 2,505.39	\$ 3,795.66	\$ 3,795.66	\$ 49,193.25
Hallifax	0.0744074497%	\$ 2,724.38	\$ 1,798.27	\$ 1,798.27	\$ 2,724.38	\$ 2,724.38	\$ 35,309.06
Harrison	0.0148754814%	\$ 544.66	\$ 359.51	\$ 359.51	\$ 544.66	\$ 544.66	\$ 7,058.96
Hampton	0.0086441416%	\$ 316.50	\$ 208.91	\$ 208.91	\$ 316.50	\$ 316.50	\$ 4,101.96
Hancock	0.0080083205%	\$ 293.22	\$ 193.54	\$ 193.54	\$ 293.22	\$ 293.22	\$ 3,800.24
Hanover	0.2979987927%	\$ 10,911.03	\$ 7,202.01	\$ 7,202.01	\$ 10,911.03	\$ 10,911.03	\$ 141,411.36
Hanson	0.0306151413%	\$ 1,120.95	\$ 739.90	\$ 739.90	\$ 1,120.95	\$ 1,120.95	\$ 14,528.01
Hardwick	0.0046489576%	\$ 170.22	\$ 112.36	\$ 112.36	\$ 170.22	\$ 170.22	\$ 2,206.10
Harvard	0.1646144358%	\$ 6,027.25	\$ 3,978.39	\$ 3,978.39	\$ 6,027.25	\$ 6,027.25	\$ 78,115.59
Harwich	0.2864309104%	\$ 10,487.48	\$ 6,922.44	\$ 6,922.44	\$ 10,487.48	\$ 10,487.48	\$ 135,921.97
Hatfield	0.0627393895%	\$ 2,297.16	\$ 1,516.28	\$ 1,516.28	\$ 2,297.16	\$ 2,297.16	\$ 29,772.14
Haverhill	0.8142937865%	\$ 29,814.84	\$ 19,679.79	\$ 19,679.79	\$ 29,814.84	\$ 29,814.84	\$ 386,412.27
Hawley	0.0002691301%	\$ 9.85	\$ 6.50	\$ 6.50	\$ 9.85	\$ 9.85	\$ 127.71
Heath	0.0011790011%	\$ 43.17	\$ 28.49	\$ 28.49	\$ 43.17	\$ 43.17	\$ 559.48
Hingham	0.4828724626%	\$ 17,680.06	\$ 11,670.02	\$ 11,670.02	\$ 17,680.06	\$ 17,680.06	\$ 229,140.69
Hillsdale	0.0037015067%	\$ 135.53	\$ 89.46	\$ 89.46	\$ 135.53	\$ 135.53	\$ 1,756.50
Holbrook	0.1222501079%	\$ 4,476.11	\$ 2,954.53	\$ 2,954.53	\$ 4,476.11	\$ 4,476.11	\$ 58,012.16
Holden	0.0343745879%	\$ 1,258.60	\$ 830.76	\$ 830.76	\$ 1,258.60	\$ 1,258.60	\$ 16,312.00
Holland	0.0238040885%	\$ 871.57	\$ 575.30	\$ 575.30	\$ 871.57	\$ 871.57	\$ 11,295.91
Holliston	0.1672190621%	\$ 6,122.62	\$ 4,041.34	\$ 4,041.34	\$ 6,122.62	\$ 6,122.62	\$ 79,351.58
Holyoke	0.9664659552%	\$ 35,386.52	\$ 23,357.47	\$ 23,357.47	\$ 35,386.52	\$ 35,386.52	\$ 458,623.54
Hopedale	0.1372305825%	\$ 5,024.61	\$ 3,316.58	\$ 3,316.58	\$ 5,024.61	\$ 5,024.61	\$ 65,120.94
Hopkinton	0.2027514537%	\$ 7,423.61	\$ 4,900.08	\$ 4,900.08	\$ 7,423.61	\$ 7,423.61	\$ 96,213.00
Hubbardston	0.0076647112%	\$ 280.64	\$ 185.24	\$ 185.24	\$ 280.64	\$ 280.64	\$ 3,637.19
Hudson	0.1994512345%	\$ 7,302.78	\$ 4,820.32	\$ 4,820.32	\$ 7,302.78	\$ 7,302.78	\$ 94,646.93
Hull	0.1954841045%	\$ 7,157.52	\$ 4,724.44	\$ 4,724.44	\$ 7,157.52	\$ 7,157.52	\$ 92,764.38
Huntington	0.0026561285%	\$ 97.25	\$ 64.19	\$ 64.19	\$ 97.25	\$ 97.25	\$ 1,260.43
Ipswich	0.2079635850%	\$ 7,614.45	\$ 5,026.05	\$ 5,026.05	\$ 7,614.45	\$ 7,614.45	\$ 98,686.35
Kingston	0.1369378473%	\$ 5,013.89	\$ 3,309.50	\$ 3,309.50	\$ 5,013.89	\$ 5,013.89	\$ 64,982.03
Lakeville	0.0202228058%	\$ 740.44	\$ 488.74	\$ 488.74	\$ 740.44	\$ 740.44	\$ 9,596.46
Lancaster	0.0116656002%	\$ 427.13	\$ 281.93	\$ 281.93	\$ 427.13	\$ 427.13	\$ 5,535.76
Lanesborough	0.0575248505%	\$ 2,106.24	\$ 1,390.26	\$ 1,390.26	\$ 2,106.24	\$ 2,106.24	\$ 27,297.65
Lawrence	1.4758837913%	\$ 54,038.53	\$ 35,669.04	\$ 35,669.04	\$ 54,038.53	\$ 54,038.53	\$ 700,360.99

Estimated Maximum Municipal Abatement Payments to Participating Subdivisions, By Payment*
 *The below figures are estimates that are subject to reduction under certain conditions.

Municipal Allocation of Walgreens Abatement Funds, by Payment	Settlement Ex. G Allocation	Year 1 Payment	Years 2-7 Payments (Year 2: Dec. 31, 2023; Years 3-7: Mar. 31, 2025-2029)		Years 8-15 Payments (Years 8-14: Mar. 31, 2030-2036; Year 15: Dec. 31, 2036)	Total
			\$	\$		
Lee	0.1519018348%	\$ 3,661,435.19	\$ 5,561.79	\$ 3,671.15	\$ 5,561.79	\$ 47,453,667.81
Leicester	0.1926291380%	\$ 7,052.99	\$ 4,655.45	\$ 4,655.45	\$ 7,052.99	\$ 72,082.99
Lenox	0.1609461124%	\$ 5,892.94	\$ 3,889.73	\$ 3,889.73	\$ 5,892.94	\$ 91,409.59
Leominster	0.7902530708%	\$ 28,934.60	\$ 19,098.77	\$ 19,098.77	\$ 28,934.60	\$ 375,004.07
Leverett	0.0395342227%	\$ 1,447.52	\$ 955.46	\$ 955.46	\$ 1,447.52	\$ 18,760.44
Lexington	0.5090924410%	\$ 18,640.09	\$ 12,303.70	\$ 12,303.70	\$ 18,640.09	\$ 241,583.04
Leyden	0.0007689206%	\$ 28.15	\$ 18.58	\$ 18.58	\$ 28.15	\$ 364.88
Lincoln	0.1099619285%	\$ 4,026.18	\$ 2,657.55	\$ 2,657.55	\$ 4,026.18	\$ 52,180.97
Littleton	0.10439597104%	\$ 3,821.06	\$ 2,522.16	\$ 2,522.16	\$ 3,821.06	\$ 49,522.51
Longmeadow	0.2992108201%	\$ 10,955.41	\$ 7,231.30	\$ 7,231.30	\$ 10,955.41	\$ 141,986.51
Lowell	1.0242474790%	\$ 37,502.16	\$ 24,753.93	\$ 24,753.93	\$ 37,502.16	\$ 486,043.00
Ludlow	0.3042665608%	\$ 11,140.52	\$ 7,353.49	\$ 7,353.49	\$ 11,140.52	\$ 144,385.64
Lunenburg	0.1916440550%	\$ 7,016.92	\$ 4,631.64	\$ 4,631.64	\$ 7,016.92	\$ 90,942.13
Lynn	1.5917595154%	\$ 58,281.24	\$ 38,469.51	\$ 38,469.51	\$ 58,281.24	\$ 755,348.27
Lynnfield	0.2333154069%	\$ 8,542.69	\$ 5,638.75	\$ 5,638.75	\$ 8,542.69	\$ 110,716.72
Malden	0.4659742140%	\$ 17,061.34	\$ 11,261.63	\$ 11,261.63	\$ 17,061.34	\$ 221,121.86
Manchester-By-The-Sea	0.0201100664%	\$ 736.32	\$ 486.02	\$ 486.02	\$ 736.32	\$ 9,542.96
Mansfield	0.6816694002%	\$ 24,958.88	\$ 16,474.53	\$ 16,474.53	\$ 24,958.88	\$ 323,477.13
Marblehead	0.3485912672%	\$ 12,763.44	\$ 8,424.73	\$ 8,424.73	\$ 12,763.44	\$ 165,419.34
Marion	0.0698025620%	\$ 2,555.78	\$ 1,686.98	\$ 1,686.98	\$ 2,555.78	\$ 33,123.88
Marlborough	0.3668295136%	\$ 13,431.22	\$ 8,865.51	\$ 8,865.51	\$ 13,431.22	\$ 174,074.06
Marshfield	0.4930551259%	\$ 18,052.89	\$ 11,916.12	\$ 11,916.12	\$ 18,052.89	\$ 233,972.74
Mashpee	0.3459150927%	\$ 12,665.46	\$ 8,360.05	\$ 8,360.05	\$ 12,665.46	\$ 164,149.40
Mattapoisett	0.0843720139%	\$ 3,089.23	\$ 2,039.10	\$ 2,039.10	\$ 3,089.23	\$ 40,037.62
Maynard	0.1014940666%	\$ 3,716.14	\$ 2,452.90	\$ 2,452.90	\$ 3,716.14	\$ 48,162.66
Medford	0.2083727770%	\$ 7,629.60	\$ 5,036.05	\$ 5,036.05	\$ 7,629.60	\$ 98,882.66
Medford	0.39722200658%	\$ 14,543.96	\$ 9,599.98	\$ 9,599.98	\$ 14,543.96	\$ 188,495.49
Medway	0.1940731867%	\$ 7,105.86	\$ 4,690.34	\$ 4,690.34	\$ 7,105.86	\$ 92,094.85
Melrose	0.2296395466%	\$ 8,408.10	\$ 5,549.91	\$ 5,549.91	\$ 8,408.10	\$ 108,972.39
Mendon	0.0164096065%	\$ 600.83	\$ 396.59	\$ 396.59	\$ 600.83	\$ 7,786.96
Merrimac	0.0100336001%	\$ 367.37	\$ 242.49	\$ 242.49	\$ 367.37	\$ 4,761.31
Methuen	0.7149217230%	\$ 26,176.40	\$ 17,278.17	\$ 17,278.17	\$ 26,176.40	\$ 339,256.58
Middleborough	0.3933419654%	\$ 14,401.96	\$ 9,506.26	\$ 9,506.26	\$ 14,401.96	\$ 186,655.19
Middlefield	0.0003252381%	\$ 11.91	\$ 7.86	\$ 7.86	\$ 11.91	\$ 154.34
Middleton	0.0917093411%	\$ 3,357.88	\$ 2,216.42	\$ 2,216.42	\$ 3,357.88	\$ 43,519.45
Milford	0.5323916620%	\$ 19,493.18	\$ 12,866.80	\$ 12,866.80	\$ 19,493.18	\$ 252,639.37
Millbury	0.2332340712%	\$ 8,539.71	\$ 5,636.78	\$ 5,636.78	\$ 8,539.71	\$ 110,678.12
Millis	0.0999797258%	\$ 3,660.69	\$ 2,416.30	\$ 2,416.30	\$ 3,660.69	\$ 47,444.05

Estimated Maximum Municipal Abatement Payments to Participating Subdivisions, By Payment*
 *The below figures are estimates that are subject to reduction under certain conditions.

Municipal Allocation of Walgreens Abatement Funds, by Payment	Settlement Ex. G Allocation	Year 1 Payment	Years 2-7 Payments (Year 2: Dec. 31, 2023; Years 3-7: Mar. 31, 2025-2029)		Years 8-15 Payments (Years 8-14: Mar. 31, 2030-2036; Year 15: Dec. 31, 2036)		Total
			\$	\$	\$	\$	
Milville	0.0062130209%	\$ 3,661,435.19	\$ 227.49	\$ 150.16	\$ 227.49	\$ 2,948.31	
Milton	0.3520463069%	\$ 12,889.95	\$ 8,508.23	\$ 12,889.95	\$ 167,058.89	\$ 48.66	
Monroe	0.0001025332%	\$ 3.75	\$ 2.48	\$ 3.75	\$ 60,088.59	\$ 48.66	
Monson	0.1266258006%	\$ 4,636.32	\$ 3,060.28	\$ 4,636.32	\$ 60,088.59	\$ 48.66	
Montague	0.0291412591%	\$ 1,066.99	\$ 704.28	\$ 1,066.99	\$ 13,828.60	\$ 1,999.56	
Monterey	0.0042137017%	\$ 154.28	\$ 101.84	\$ 154.28	\$ 1,999.56	\$ 110.30	
Montgomery	0.0002324400%	\$ 8.51	\$ 5.62	\$ 8.51	\$ 110.30	\$ 82.86	
Mt. Washington	0.0001746048%	\$ 6.39	\$ 4.22	\$ 6.39	\$ 82.86	\$ 82.86	
Nahant	0.0355497159%	\$ 1,301.63	\$ 859.16	\$ 1,301.63	\$ 16,869.64	\$ 52,309.33	
Nantucket	0.1102324194%	\$ 4,036.09	\$ 2,664.09	\$ 4,036.09	\$ 52,309.33	\$ 162,372.33	
Natick	0.3421702489%	\$ 12,528.34	\$ 8,269.54	\$ 12,528.34	\$ 162,372.33	\$ 233,190.35	
Needham	0.4914063771%	\$ 17,992.53	\$ 11,876.27	\$ 17,992.53	\$ 233,190.35	\$ 127.04	
New Ashford	0.0002677169%	\$ 9.80	\$ 6.47	\$ 9.80	\$ 127.04	\$ 1,120,731.86	
New Bedford	2.3617391681%	\$ 86,473.55	\$ 57,078.32	\$ 86,473.55	\$ 1,120,731.86	\$ 639.68	
New Braintree	0.0013480056%	\$ 49.36	\$ 32.58	\$ 49.36	\$ 639.68	\$ 1,563.17	
New Marlborough	0.0032940955%	\$ 120.61	\$ 79.61	\$ 120.61	\$ 1,563.17	\$ 6,425.24	
New Salem	0.0024476600%	\$ 89.62	\$ 59.15	\$ 89.62	\$ 1,161.50	\$ 6,425.24	
Newbury	0.0135400372%	\$ 495.76	\$ 327.23	\$ 495.76	\$ 6,425.24	\$ 478,753.67	
Newburyport	0.2905748435%	\$ 10,639.21	\$ 7,022.59	\$ 10,639.21	\$ 137,888.42	\$ 26,717.26	
Newton	1.0088865481%	\$ 36,939.73	\$ 24,382.69	\$ 36,939.73	\$ 478,753.67	\$ 42,375.58	
Norfolk	0.0563017795%	\$ 2,061.45	\$ 1,360.70	\$ 2,061.45	\$ 26,717.26	\$ 162,703.21	
Norfolk County	0.0892988423%	\$ 3,269.62	\$ 2,158.17	\$ 3,269.62	\$ 42,375.58	\$ 213,293.47	
North Adams	0.3428675166%	\$ 12,553.87	\$ 8,286.39	\$ 12,553.87	\$ 162,703.21	\$ 302,277.92	
North Andover	0.4494773051%	\$ 16,457.32	\$ 10,862.93	\$ 16,457.32	\$ 213,293.47	\$ 302,277.92	
North Attleborough	0.6369959028%	\$ 23,323.19	\$ 15,394.87	\$ 23,323.19	\$ 302,277.92	\$ 78,973.86	
North Brookfield	0.0698725924%	\$ 2,558.34	\$ 1,688.68	\$ 2,558.34	\$ 33,157.11	\$ 256,517.90	
North Reading	0.1664230820%	\$ 6,093.47	\$ 4,022.10	\$ 6,093.47	\$ 78,973.86	\$ 114,963.21	
Northampton	0.5405649568%	\$ 19,792.44	\$ 13,064.33	\$ 19,792.44	\$ 256,517.90	\$ 133,969.28	
Northborough	0.242641125%	\$ 8,870.34	\$ 5,855.02	\$ 8,870.34	\$ 114,963.21	\$ 133,969.28	
Northbridge	0.2823159735%	\$ 10,336.82	\$ 6,822.99	\$ 10,336.82	\$ 133,969.28	\$ 7,260.91	
Northfield	0.0153010544%	\$ 560.24	\$ 369.79	\$ 560.24	\$ 7,260.91	\$ 216,570.67	
Norton	0.4563834066%	\$ 16,710.18	\$ 11,029.84	\$ 16,710.18	\$ 216,570.67	\$ 130,680.51	
Norwell	0.2753854817%	\$ 10,083.06	\$ 6,655.49	\$ 10,083.06	\$ 130,680.51	\$ 161,925.32	
Norwood	0.3412282413%	\$ 12,493.85	\$ 8,246.78	\$ 12,493.85	\$ 161,925.32	\$ 36,497.42	
Oak Bluffs	0.0769116887%	\$ 2,816.07	\$ 1,858.80	\$ 2,816.07	\$ 36,497.42	\$ 1,246.57	
Oakham	0.0026269230%	\$ 96.18	\$ 63.49	\$ 96.18	\$ 1,246.57	\$ 65,330.07	
Orange	0.1376712816%	\$ 5,040.74	\$ 3,327.23	\$ 5,040.74	\$ 65,330.07	\$ 44,371.63	
Orleans	0.0935051641%	\$ 3,423.63	\$ 2,259.83	\$ 3,423.63	\$ 44,371.63	\$ 44,371.63	

Estimated Maximum Municipal Abatement Payments to Participating Subdivisions, By Payment*
 *The below figures are estimates that are subject to reduction under certain conditions.

Municipal Allocation of Walgreens Abatement Funds, by Payment	Settlement Ex. G Allocation				Total
	Year 1 Payment	Years 2-7 Payments (Year 2: Dec. 31, 2023; Years 3-7: Mar. 31, 2025-2029)	Years 8-15 Payments (Years 8-14: Mar. 31, 2030-2036; Year 15: Dec. 31, 2036)		
Otis	\$ 3,661,435.19	\$ 2,416,791.85	\$ 3,661,435.19	\$ 47,453,667.81	
Oxford	\$ 129.14	\$ 85.24	\$ 129.14	\$ 1,673.64	
Palmer	\$ 8,553.95	\$ 5,646.18	\$ 8,553.95	\$ 110,862.64	
Paxton	\$ 5,937.96	\$ 3,919.45	\$ 5,937.96	\$ 76,958.33	
Peabody	\$ 421.43	\$ 278.17	\$ 421.43	\$ 5,461.94	
Pelham	\$ 26,226.60	\$ 17,311.31	\$ 26,226.60	\$ 339,907.24	
Pembroke	\$ 862.18	\$ 569.10	\$ 862.18	\$ 11,174.21	
Pepperell	\$ 12,405.74	\$ 8,188.62	\$ 12,405.74	\$ 160,783.38	
Peru	\$ 374.80	\$ 247.39	\$ 374.80	\$ 4,857.51	
Peterstam	\$ 42.19	\$ 27.85	\$ 42.19	\$ 546.84	
Phillipston	\$ 585.01	\$ 386.14	\$ 585.01	\$ 7,581.93	
Pittsfield	\$ 145.86	\$ 96.27	\$ 145.86	\$ 1,890.35	
Plainfield	\$ 42,260.21	\$ 27,994.56	\$ 42,260.21	\$ 547,709.28	
Plainville	\$ 18.26	\$ 12.05	\$ 18.26	\$ 236.65	
Plymouth	\$ 2,702.15	\$ 1,783.60	\$ 2,702.15	\$ 35,021.00	
Plymouth County	\$ 39,276.71	\$ 25,925.25	\$ 39,276.71	\$ 509,041.88	
Plympton	\$ 32.86	\$ 21.69	\$ 32.86	\$ 425.88	
Princeton	\$ 1,142.14	\$ 753.89	\$ 1,142.14	\$ 14,802.66	
Provincetown	\$ 344.23	\$ 227.22	\$ 344.23	\$ 4,461.40	
Quincy	\$ 3,277.04	\$ 2,163.06	\$ 3,277.04	\$ 42,471.75	
Randolph	\$ 37,629.91	\$ 24,838.25	\$ 37,629.91	\$ 487,698.68	
Raynham	\$ 12,880.53	\$ 8,502.01	\$ 12,880.53	\$ 166,936.84	
Reading	\$ 2,708.63	\$ 1,787.87	\$ 2,708.63	\$ 35,104.88	
Rehoboth	\$ 9,021.42	\$ 5,954.74	\$ 9,021.42	\$ 116,921.24	
Revere	\$ 1,255.32	\$ 828.59	\$ 1,255.32	\$ 16,269.41	
Richmond	\$ 21,071.43	\$ 13,908.55	\$ 21,071.43	\$ 273,094.17	
Rochester	\$ 1,269.62	\$ 838.04	\$ 1,269.62	\$ 16,454.82	
Rockland	\$ 2,404.68	\$ 1,587.25	\$ 2,404.68	\$ 31,165.57	
Rockport	\$ 11,161.64	\$ 7,367.43	\$ 11,161.64	\$ 144,659.27	
Rowe	\$ 4,351.75	\$ 2,872.45	\$ 4,351.75	\$ 56,400.43	
Rowley	\$ 887.75	\$ 585.97	\$ 887.75	\$ 11,505.59	
Royalston	\$ 492.62	\$ 325.16	\$ 492.62	\$ 6,384.56	
Russell	\$ 75.93	\$ 50.12	\$ 75.93	\$ 984.14	
Rutland	\$ 45.22	\$ 29.84	\$ 45.22	\$ 586.01	
Salem	\$ 447.69	\$ 295.51	\$ 447.69	\$ 5,802.28	
Salisbury	\$ 22,900.62	\$ 15,115.94	\$ 22,900.62	\$ 296,801.20	
Sandisfield	\$ 1,169.06	\$ 771.66	\$ 1,169.06	\$ 15,151.49	
Sandwich	\$ 75.86	\$ 50.07	\$ 75.86	\$ 983.20	
	\$ 18,105.44	\$ 11,950.80	\$ 18,105.44	\$ 234,653.82	

Estimated Maximum Municipal Abatement Payments to Participating Subdivisions, By Payment*
 *The below figures are estimates that are subject to reduction under certain conditions.

Municipal Allocation of Walgreens Abatement Funds, by Payment	Settlement Ex. G Allocation	Year 1 Payment	Years 2-7 Payments		Years 8-15 Payments		Total
			(Year 2: Dec. 31, 2023; Years 3-7: Mar. 31, 2025-2029)	(Years 8-14: Mar. 31, 2030-2036; Year 15: Dec. 31, 2036)			
Saugus	0.3330802265%	\$ 3,661,435.19	\$ 2,416,791.85	\$ 3,661,435.19	\$ 47,453,667.81		
Savoy	0.0103246605%	\$ 12,195.52	\$ 8,049.86	\$ 12,195.52	\$ 158,058.78		
Schituate	0.3938536371%	\$ 378.03	\$ 249.53	\$ 378.03	\$ 4,899.43		
Seekonk	0.3325159013%	\$ 14,420.70	\$ 9,518.62	\$ 14,420.70	\$ 186,898.00		
Sharon	0.3325159013%	\$ 12,174.85	\$ 8,036.22	\$ 12,174.85	\$ 157,790.99		
Shelfield	0.3157804286%	\$ 11,562.10	\$ 7,631.76	\$ 11,562.10	\$ 149,849.40		
Shefford	0.006580643%	\$ 243.78	\$ 160.91	\$ 243.78	\$ 3,159.50		
Shelburne	0.0145706034%	\$ 533.49	\$ 352.14	\$ 533.49	\$ 6,914.29		
Sherborn	0.0361347676%	\$ 1,323.05	\$ 873.30	\$ 1,323.05	\$ 17,147.27		
Shirley	0.0049654026%	\$ 181.80	\$ 120.00	\$ 181.80	\$ 2,356.27		
Shrewsbury	0.6471205738%	\$ 23,693.90	\$ 15,693.56	\$ 23,693.90	\$ 307,082.45		
Shutesbury	0.0358178516%	\$ 1,311.45	\$ 865.64	\$ 1,311.45	\$ 16,996.88		
Somerset	0.2943717652%	\$ 10,778.23	\$ 7,114.35	\$ 10,778.23	\$ 139,690.20		
Somerville	0.5538327759%	\$ 20,278.23	\$ 13,384.99	\$ 20,278.23	\$ 262,813.97		
South Hadley	0.3289508962%	\$ 12,044.32	\$ 7,950.06	\$ 12,044.32	\$ 156,099.27		
Southampton	0.0773861993%	\$ 2,833.45	\$ 1,870.26	\$ 2,833.45	\$ 36,722.59		
Southborough	0.2173684486%	\$ 7,958.82	\$ 5,253.35	\$ 7,958.82	\$ 103,149.49		
Southbridge	0.2906114812%	\$ 10,640.55	\$ 7,023.47	\$ 10,640.55	\$ 137,905.81		
Southwick	0.0165255910%	\$ 605.07	\$ 399.39	\$ 605.07	\$ 7,842.00		
Spencer	0.0203153945%	\$ 743.84	\$ 490.98	\$ 743.84	\$ 9,640.40		
Springfield	3.4410224370%	\$ 125,990.81	\$ 83,162.35	\$ 125,990.81	\$ 1,632,891.36		
Sterling	0.0196759620%	\$ 720.42	\$ 475.53	\$ 720.42	\$ 9,336.97		
Stockbridge	0.0092305018%	\$ 337.97	\$ 223.08	\$ 337.97	\$ 4,380.21		
Stonham	0.1669780908%	\$ 6,113.79	\$ 4,035.51	\$ 6,113.79	\$ 79,237.23		
Stoughton	0.3118943726%	\$ 11,419.81	\$ 7,537.84	\$ 11,419.81	\$ 148,005.32		
Stow	0.0087733680%	\$ 321.23	\$ 212.03	\$ 321.23	\$ 4,163.28		
Sturbridge	0.123568857%	\$ 4,524.39	\$ 2,986.40	\$ 4,524.39	\$ 58,637.95		
Sudbury	0.1950193814%	\$ 7,140.51	\$ 4,713.21	\$ 7,140.51	\$ 92,543.85		
Sunderland	0.0394445127%	\$ 1,444.24	\$ 953.29	\$ 1,444.24	\$ 18,717.87		
Sutton	0.1720631416%	\$ 6,299.98	\$ 4,158.41	\$ 6,299.98	\$ 81,650.27		
Swampscott	0.2802270489%	\$ 10,260.33	\$ 6,772.50	\$ 10,260.33	\$ 132,978.01		
Swansea	0.3127370397%	\$ 11,450.66	\$ 7,558.20	\$ 11,450.66	\$ 148,405.20		
Taunton	1.3156698571%	\$ 48,172.40	\$ 31,797.00	\$ 48,172.40	\$ 624,333.60		
Templeton	0.0167725290%	\$ 614.12	\$ 405.36	\$ 614.12	\$ 7,959.18		
Tewksbury	0.2526508477%	\$ 9,250.65	\$ 6,106.05	\$ 9,250.65	\$ 119,892.09		
Tisbury	0.0665566713%	\$ 2,436.93	\$ 1,608.54	\$ 2,436.93	\$ 31,583.58		
Tolland	0.0005593530%	\$ 20.48	\$ 13.52	\$ 20.48	\$ 265.43		
Topshfield	0.0713350646%	\$ 2,611.89	\$ 1,724.02	\$ 2,611.89	\$ 33,851.10		
Townsend	0.0093843801%	\$ 343.60	\$ 226.80	\$ 343.60	\$ 4,453.23		

Estimated Maximum Municipal Abatement Payments to Participating Subdivisions, By Payment*
 *The below figures are estimates that are subject to reduction under certain conditions.

	Municipal Allocation of Walgreens Abatement Funds, by Payment					Total
	Settlement Ex. G Allocation	Year 1 Payment	Years 2-7 Payments (Year 2: Dec. 31, 2023; Years 3-7: Mar. 31, 2025-2029)	Years 8-15 Payments (Years 8-14: Mar. 31, 2030-2036; Year 15: Dec. 31, 2036)		
Truro	0.0604250384%	\$ 3,661,435.19	\$ 2,416,791.85	\$ 3,661,435.19	\$ 47,453,667.81	
Tyngsborough	0.1162396935%	\$ 2,212.42	\$ 1,460.35	\$ 2,212.42	\$ 28,673.90	
Tyringham	0.00129038229%	\$ 4,256.04	\$ 2,809.27	\$ 4,256.04	\$ 55,160.00	
Upton	0.0211017442%	\$ 46.88	\$ 30.94	\$ 46.88	\$ 607.59	
Uxbridge	0.2255606716%	\$ 772.63	\$ 509.99	\$ 772.63	\$ 10,013.55	
Wakefield	0.2116065761%	\$ 8,258.76	\$ 5,451.33	\$ 8,258.76	\$ 107,036.81	
Wales	0.0147604390%	\$ 7,747.84	\$ 5,114.09	\$ 7,747.84	\$ 100,415.08	
Walpole	0.3194149930%	\$ 540.44	\$ 356.73	\$ 540.44	\$ 7,004.37	
Waltham	0.5322671985%	\$ 11,695.17	\$ 7,719.60	\$ 11,695.17	\$ 151,574.13	
Ware	0.2035588439%	\$ 19,488.62	\$ 12,863.79	\$ 19,488.62	\$ 252,580.31	
Wareham	0.3595394490%	\$ 7,453.18	\$ 4,919.59	\$ 7,453.18	\$ 96,596.14	
Warren	0.0179304373%	\$ 13,164.30	\$ 8,699.32	\$ 13,164.30	\$ 170,614.66	
Warwick	0.0065997057%	\$ 656.51	\$ 433.34	\$ 656.51	\$ 8,508.65	
Washington	0.0004074112%	\$ 241.64	\$ 159.50	\$ 241.64	\$ 3,131.80	
Water	0.2540965713%	\$ 14.92	\$ 9.85	\$ 14.92	\$ 193.33	
Wayland	0.2147389946%	\$ 9,303.58	\$ 6,140.99	\$ 9,303.58	\$ 120,578.14	
Webster	0.2405963644%	\$ 7,862.53	\$ 5,189.79	\$ 7,862.53	\$ 101,901.53	
Wellesley	0.4811483972%	\$ 8,809.28	\$ 5,814.71	\$ 8,809.28	\$ 114,171.80	
Wellfleet	0.0667808417%	\$ 17,616.94	\$ 11,628.36	\$ 17,616.94	\$ 228,322.56	
Wendell	0.0010508215%	\$ 2,445.14	\$ 1,613.95	\$ 2,445.14	\$ 31,689.96	
Wenham	0.0112119209%	\$ 38.48	\$ 25.40	\$ 38.48	\$ 498.65	
West Boylston	0.1222726663%	\$ 410.52	\$ 270.97	\$ 410.52	\$ 5,320.47	
West Bridgewater	0.1467598909%	\$ 4,476.93	\$ 2,955.08	\$ 4,476.93	\$ 58,022.86	
West Brookfield	0.0059191866%	\$ 5,373.52	\$ 3,546.88	\$ 5,373.52	\$ 69,642.95	
West Newbury	0.0086981560%	\$ 216.73	\$ 143.05	\$ 216.73	\$ 2,808.87	
West Springfield	0.4627394653%	\$ 318.48	\$ 210.22	\$ 318.48	\$ 4,127.59	
West Stockbridge	0.0028401544%	\$ 16,943.64	\$ 11,183.93	\$ 16,943.64	\$ 219,596.34	
West Tisbury	0.0099183484%	\$ 103.99	\$ 68.64	\$ 103.99	\$ 1,347.76	
Westborough	0.5070384269%	\$ 363.15	\$ 239.71	\$ 363.15	\$ 4,706.62	
Westfield	0.6538385669%	\$ 18,564.88	\$ 12,254.06	\$ 18,564.88	\$ 240,608.33	
Westford	0.2939962811%	\$ 23,939.88	\$ 15,801.92	\$ 23,939.88	\$ 310,270.38	
Westhampton	0.0199373981%	\$ 10,764.48	\$ 7,105.28	\$ 10,764.48	\$ 139,512.02	
Westminster	0.0226744436%	\$ 729.99	\$ 481.85	\$ 729.99	\$ 9,461.03	
Weston	0.2254658323%	\$ 830.21	\$ 547.99	\$ 830.21	\$ 10,759.86	
Westport	0.2811335179%	\$ 8,255.29	\$ 5,449.04	\$ 8,255.29	\$ 106,991.81	
Westwood	0.2903783084%	\$ 10,293.52	\$ 6,794.41	\$ 10,293.52	\$ 133,408.17	
Weymouth	0.5656639786%	\$ 10,632.01	\$ 7,017.84	\$ 10,632.01	\$ 137,795.16	
Whately	0.0314223222%	\$ 20,711.42	\$ 13,670.92	\$ 20,711.42	\$ 266,428.31	
		\$ 1,150.51	\$ 759.41	\$ 1,150.51	\$ 14,911.04	

Estimated Maximum Municipal Abatement Payments to Participating Subdivisions, By Payment*
 *The below figures are estimates that are subject to reduction under certain conditions.

Municipal Allocation of Walgreens Abatement Funds, by Payment	Settlement Ex. G Allocation	Year 1 Payment	Years 2-7 Payments (Year 2: Dec. 31, 2023; Years 3-7: Mar. 31, 2025-2029)		Years 8-15 Payments (Years 8-14: Mar. 31, 2030-2036; Year 15: Dec. 31, 2036)		Total
			\$	\$	\$	\$	
Whitman	0.0448742719%	\$ 3,661,435.19	\$ 1,643.04	\$ 1,084.52	\$ 1,643.04	\$ 1,643.04	\$ 47,453,667.81
Wibraham	0.0313150261%	\$ 1,146.58	\$ 756.82	\$ 756.82	\$ 1,146.58	\$ 1,146.58	\$ 21,294.49
Williamsburg	0.0343998679%	\$ 1,259.53	\$ 831.37	\$ 831.37	\$ 1,259.53	\$ 1,259.53	\$ 14,860.13
Williamstown	0.0783021941%	\$ 2,866.98	\$ 1,892.40	\$ 1,892.40	\$ 2,866.98	\$ 2,866.98	\$ 16,324.00
Wilmington	0.2467559990%	\$ 9,034.81	\$ 5,963.58	\$ 5,963.58	\$ 9,034.81	\$ 9,034.81	\$ 37,157.26
Winchendon	0.1830720373%	\$ 6,703.06	\$ 4,424.47	\$ 4,424.47	\$ 6,703.06	\$ 6,703.06	\$ 117,094.77
Winchester	0.2570095300%	\$ 9,410.24	\$ 6,211.39	\$ 6,211.39	\$ 9,410.24	\$ 9,410.24	\$ 86,874.40
Windsor	0.0005238144%	\$ 19.18	\$ 12.66	\$ 12.66	\$ 19.18	\$ 19.18	\$ 121,960.45
Winthrop	0.1505890537%	\$ 5,513.72	\$ 3,639.42	\$ 3,639.42	\$ 5,513.72	\$ 5,513.72	\$ 248.57
Woburn	0.3503541163%	\$ 12,827.99	\$ 8,467.33	\$ 8,467.33	\$ 12,827.99	\$ 12,827.99	\$ 71,460.03
Worcester	3.7929503518%	\$ 138,876.42	\$ 91,667.71	\$ 91,667.71	\$ 138,876.42	\$ 138,876.42	\$ 166,255.88
Worthington	0.0015069609%	\$ 55.18	\$ 36.42	\$ 36.42	\$ 55.18	\$ 55.18	\$ 1,799,894.06
Wrentham	0.0961794021%	\$ 3,521.55	\$ 2,324.46	\$ 2,324.46	\$ 3,521.55	\$ 3,521.55	\$ 715.11
Yarmouth	0.1308391883%	\$ 4,790.59	\$ 3,162.11	\$ 3,162.11	\$ 4,790.59	\$ 4,790.59	\$ 45,640.65
		\$ 4,790.59	\$ 3,162.11	\$ 3,162.11	\$ 4,790.59	\$ 4,790.59	\$ 62,087.99



City of Gardner - *Executive Department*
Mayor Michael J. Nicholson

RECEIVED
FEB 23 PM 3:52
CITY CLERK'S OFFICE
GARDNER, MA

February 22, 2023

Hon. Elizabeth J. Kazinskas, Council President
And City Councilors
Gardner City Hall, Rm 121
95 Pleasant St
Gardner, MA 01440

RE: Notification of City Involvement in Opioid Lawsuit Settlement - Teva

Dear Madam President and Councilors,

As you are likely aware, in March of 2022, the Massachusetts Attorney General's Office under then Attorney General Maura Healey announced that cities and towns from across Massachusetts would be able to receive a financial benefit from a settlement agreement reached with different opioid manufacturers.

Since that time, Attorney General Campbell has initiated new litigation against different opioid distributors which have recently reached a settlement agreement.

I am writing to inform you that the Administration has signed the City onto the lawsuit against Teva and that the City will be receiving financial compensation through this settlement as thirteen equal payments of \$7,817.86 for the next seven years for a total award of \$101,632.12. These will begin in July of 2023.

Just like the previous settlement agreement, these funds are severely restricted through the settlement agreement to be only used for costs associated with combating the opioid epidemic. However, since the legislature has not allowed these funds to be deposited into special revenue accounts, these funds must fall to the general fund and be appropriated by the Council through a regular budgeting process.

The Administration will track these funds as they come in and make sure they are appropriated in the correct fashion. I am hopeful that the legislature will help alleviate this procedural hurdle this session, but until then, we will continue to do what is required of the settlement under the current standards.

Respectfully Submitted,

Michael J. Nicholson
Mayor, City of Gardner

Exhibit K
Subdivision and Special District Settlement Participation Form

Governmental Entity: Gardner city	State: MA
Authorized Signatory: Mayor Michael J. Nicholson	
Address 1: Gardner City Hall	
Address 2: 95 Pleasant St	
City, State, Zip: Gardner	Massachusetts 01440
Phone: 978-630-1490	
Email: mayor@gardner-ma.gov	

The governmental entity identified above (“*Governmental Entity*”), in order to obtain and in consideration for the benefits provided to the Governmental Entity pursuant to the Agreement dated November 22, 2022 (“*Teva Settlement*”), and acting through the undersigned authorized official, hereby elects to participate in the Teva Settlement, release all Released Claims against all Released Entities, and agrees as follows.

1. The Governmental Entity is aware of and has reviewed the Teva Settlement, understands that all terms in this Election and Release have the meanings defined therein, and agrees that by this Election, the Governmental Entity elects to participate in the Teva Settlement as provided therein.
2. Following the execution of this Settlement Participation Form, the Governmental Entity shall comply with Section III.B of the Teva Settlement regarding Cessation of Litigation Activities.
3. The Governmental Entity shall, within 14 days of the Reference Date and prior to the filing of the Consent Judgment, file a request to dismiss with prejudice any Released Claims that it has filed. With respect to any Released Claims pending in In re National Prescription Opiate Litigation, MDL No. 2804, the Governmental Entity authorizes the Plaintiffs’ Executive Committee to execute and file on behalf of the Governmental Entity a Stipulation of Dismissal With Prejudice substantially in the form found at <https://nationalopioidsettlement.com>.
4. The Governmental Entity agrees to the terms of the Teva Settlement pertaining to Subdivisions as defined therein.
5. By agreeing to the terms of the Teva Settlement and becoming a Releasor, the Governmental Entity is entitled to the benefits provided therein, including, if applicable, monetary payments beginning after the Effective Date.
6. The Governmental Entity agrees to use any monies it receives through the Teva Settlement solely for the purposes provided therein.
7. The Governmental Entity submits to the jurisdiction of the court in the Governmental Entity’s state where the Consent Judgment is filed for purposes limited to that court’s role as provided in, and for resolving disputes to the extent provided in, the Teva Settlement.



8. The Governmental Entity has the right to enforce the Teva Settlement as provided therein.
9. The Governmental Entity, as a Participating Subdivision or Participating Special District, hereby becomes a Releasor for all purposes in the Teva Settlement, including but not limited to all provisions of Section V (Release), and along with all departments, agencies, divisions, boards, commissions, districts, instrumentalities of any kind and attorneys, and any person in their official capacity elected or appointed to serve any of the foregoing and any agency, person, or other entity claiming by or through any of the foregoing, and any other entity identified in the definition of Releasor, provides for a release to the fullest extent of its authority. As a Releasor, the Governmental Entity hereby absolutely, unconditionally, and irrevocably covenants not to bring, file, or claim, or to cause, assist or permit to be brought, filed, or claimed, or to otherwise seek to establish liability for any Released Claims against any Released Entity in any forum whatsoever. The releases provided for in the Teva Settlement are intended by Released Entities and the Governmental Entity to be broad and shall be interpreted so as to give the Released Entities the broadest possible bar against any liability relating in any way to Released Claims and extend to the full extent of the power of the Governmental Entity to release claims. The Teva Settlement shall be a complete bar to any Released Claim.
10. The Governmental Entity hereby takes on all rights and obligations of a Participating Subdivision or Participating Special District as set forth in the Teva Settlement.
11. In connection with the releases provided for in the Teva Settlement, each Governmental Entity expressly waives, releases, and forever discharges any and all provisions, rights, and benefits conferred by any law of any state or territory of the United States or other jurisdiction, or principle of common law, which is similar, comparable, or equivalent to § 1542 of the California Civil Code, which reads:

General Release; extent. A general release does not extend to claims that the creditor or releasing party does not know or suspect to exist in his or her favor at the time of executing the release that, if known by him or her, would have materially affected his or her settlement with the debtor or released party.

A Releasor may hereafter discover facts other than or different from those which it knows, believes, or assumes to be true with respect to the Released Claims, but each Governmental Entity hereby expressly waives and fully, finally, and forever settles, releases and discharges, upon the Effective Date, any and all Released Claims that may exist as of such date but which Releasors do not know or suspect to exist, whether through ignorance, oversight, error, negligence or through no fault whatsoever, and which, if known, would materially affect the Governmental Entities' decision to participate in the Teva Settlement.

12. Nothing herein is intended to modify in any way the terms of the Teva Settlement, to which Governmental Entity hereby agrees. To the extent this Election and Release is interpreted differently from the Teva Settlement in any respect, the Teva Settlement controls.



I have all necessary power and authorization to execute this Election and Release on behalf of the Governmental Entity.

Signature: DocuSigned by:
Michael Nicholson
E429C2E295044CE...

Name: Michael J. Nicholson

Title: Mayor

Date: 2/13/2023



Estimated Maximum Municipal Abatement Payments to Participating Subdivisions, By Payment*
 *The below figures are estimates that are subject to reduction and acceleration under certain conditions.

Municipal Allocation of Teva		Abatement Funds, by Payment		Settlement Ex. G Allocation	13 Annual Payments (Starting ~ July 2023)	Total Payments
Abington		0.2400899791%	\$	6,092.97	\$	79,208.63
Acton		0.1586479343%	\$	4,026.15	\$	52,339.90
Acushnet		0.1547305792%	\$	3,926.73	\$	51,047.51
Adams		0.0189731986%	\$	481.50	\$	6,259.49
Agawam		0.4341901730%	\$	11,018.82	\$	143,244.66
Alford		0.0007449491%	\$	18.91	\$	245.77
Amesbury		0.2580959424%	\$	6,549.92	\$	85,149.01
Amherst		0.3675897982%	\$	9,328.64	\$	121,272.38
Andover		0.7102727131%	\$	18,025.21	\$	234,327.67
Aquinnah		0.0049293930%	\$	125.10	\$	1,626.27
Arlington		0.3350233330%	\$	8,502.18	\$	110,528.30
Ashburnham		0.0140160133%	\$	355.70	\$	4,624.05
Ashby		0.0069876989%	\$	177.33	\$	2,305.33
Ashfield		0.0027296132%	\$	69.27	\$	900.53
Ashland		0.1613930923%	\$	4,095.81	\$	53,245.56
Athol		0.0359559233%	\$	912.48	\$	11,862.30
Attleboro		0.9357205930%	\$	23,746.59	\$	308,705.69
Auburn		0.3036683195%	\$	7,706.45	\$	100,183.90
Avon		0.0739889948%	\$	1,877.68	\$	24,409.88
Ayer		0.0179210686%	\$	454.80	\$	5,912.38
Barnstable		0.8578313582%	\$	21,769.93	\$	283,009.07
Barnstable County		0.0639482242%	\$	1,622.87	\$	21,097.30
Barre		0.0096522017%	\$	244.95	\$	3,184.38
Becket		0.0067279376%	\$	170.74	\$	2,219.63
Bedford		0.1982937972%	\$	5,032.27	\$	65,419.55
Belcher		0.3492785905%	\$	8,863.95	\$	115,231.29
				2,537,786.54		32,991,225.00

Estimated Maximum Municipal Abatement Payments to Participating Subdivisions, By Payment*
 *The below figures are estimates that are subject to reduction and acceleration under certain conditions.

Municipal Allocation of Tewa Abatement Funds, by Payment		13 Annual Payments (Starting ~ July 2023)	Total Payments
Bellingham	Settlement Ex. G Allocation 0.1961076781%	\$ 2,537,786.54	\$ 32,991,225.00
Belmont	0.2420315678%	\$ 4,976.79	\$ 64,698.33
Berkeley	0.1212759115%	\$ 6,142.24	\$ 79,849.18
Berlin	0.0397753511%	\$ 3,077.72	\$ 40,010.41
Bernardston	0.0040751589%	\$ 1,009.41	\$ 13,122.38
Beverly	0.0040751589%	\$ 103.42	\$ 1,344.44
Billerica	0.4801566147%	\$ 12,185.35	\$ 158,409.55
Blackstone	0.3870913124%	\$ 9,823.55	\$ 127,706.17
Blandford	0.0221473318%	\$ 562.05	\$ 7,306.68
Bolton	0.0009007116%	\$ 22.86	\$ 297.16
Boston	0.0110088433%	\$ 279.38	\$ 3,631.95
Boston	10.5767780349%	\$ 268,416.05	\$ 3,489,408.64
Bourne	0.3783946742%	\$ 9,602.85	\$ 124,837.04
Boxborough	0.0399298051%	\$ 1,013.33	\$ 13,173.33
Boxford	0.0912309051%	\$ 2,315.25	\$ 30,098.19
Boylston	0.0562367737%	\$ 1,427.17	\$ 18,553.20
Braintree	0.4457226214%	\$ 11,311.49	\$ 147,049.35
Brewster	0.1284470083%	\$ 3,259.71	\$ 42,376.24
Bridgewater	0.0570448443%	\$ 1,447.68	\$ 18,819.79
Brimfield	0.0355644757%	\$ 902.55	\$ 11,733.16
Bristol County	0.1015083030%	\$ 2,576.06	\$ 33,488.83
Brockton	2.1170344615%	\$ 53,725.82	\$ 698,435.60
Brookfield	0.0372953453%	\$ 946.48	\$ 12,304.19
Brookline	0.8244968622%	\$ 20,923.97	\$ 272,011.61
Buckland	0.0031396937%	\$ 79.68	\$ 1,035.82
Burlington	0.3034752912%	\$ 7,701.56	\$ 100,120.22
Cambridge	4.3053779748%	\$ 109,261.30	\$ 1,420,396.93

Estimated Maximum Municipal Abatement Payments to Participating Subdivisions, By Payment*
 *The below figures are estimates that are subject to reduction and acceleration under certain conditions.

Municipal Allocation of Teva Abatement Funds, by Payment			13 Annual Payments (Starting ~ July 2023)	Total Payments
Canton	Settlement Ex. G Allocation	\$	2,537,786.54	\$ 32,991,225.00
Carlisle	0.2909840866%	\$	7,384.55	\$ 95,999.21
Carver	0.0526144568%	\$	1,335.24	\$ 17,358.15
Charlemont	0.2179547901%	\$	5,531.23	\$ 71,905.96
Charlton	0.0066765925%	\$	169.44	\$ 2,202.69
Chatham	0.0305379405%	\$	774.99	\$ 10,074.84
Chelmsford	0.1685335181%	\$	4,277.02	\$ 55,601.27
Chelsea	0.3162632088%	\$	8,026.09	\$ 104,339.11
Cheshire	0.5236031155%	\$	13,287.93	\$ 172,743.08
Chester	0.0015830626%	\$	40.17	\$ 522.27
Chesterfield	0.0096828727%	\$	245.73	\$ 3,194.50
Chicopee	0.0168042468%	\$	426.46	\$ 5,543.93
Chilmark	0.8816952708%	\$	22,375.54	\$ 290,882.07
Clarksburg	0.0062328576%	\$	158.18	\$ 2,056.30
Clinton	0.0303920178%	\$	771.28	\$ 10,026.70
Cohasset	0.2371744557%	\$	6,018.98	\$ 78,246.76
Colrain	0.1430861241%	\$	3,631.22	\$ 47,205.87
Concord	0.0016018525%	\$	40.65	\$ 528.47
Conway	0.1749597704%	\$	4,440.11	\$ 57,721.37
Cummington	0.0354590115%	\$	899.87	\$ 11,698.36
Dalton	0.0009757143%	\$	24.76	\$ 321.90
Danvers	0.0123034626%	\$	312.24	\$ 4,059.06
Dartmouth	0.403736856%	\$	10,245.98	\$ 133,197.74
Dedham	0.5505881937%	\$	13,972.75	\$ 181,645.79
Deerfield	0.3188835370%	\$	8,092.58	\$ 105,203.59
Dennis	0.0872700035%	\$	2,214.73	\$ 28,791.44
	0.0970183530%	\$	2,462.12	\$ 32,007.54

Estimated Maximum Municipal Abatement Payments to Participating Subdivisions, By Payment*
 *The below figures are estimates that are subject to reduction and acceleration under certain conditions.

Municipal Allocation of Teva Abatement Funds, by Payment		13 Annual Payments (Starting ~ July 2023)	Total Payments
	Settlement Ex. G Allocation	\$ 2,537,786.54	\$ 32,991,225.00
Dighton	0.0228752705%	\$ 580.53	\$ 7,546.83
Douglas	0.1659192613%	\$ 4,210.68	\$ 54,738.80
Dover	0.0683428114%	\$ 1,734.39	\$ 22,547.13
Dracut	0.2045887296%	\$ 5,192.03	\$ 67,496.33
Dudley	0.0179390734%	\$ 455.26	\$ 5,918.32
Dukes County	0.0054256244%	\$ 137.69	\$ 1,789.98
Dunstable	0.0041607864%	\$ 105.59	\$ 1,372.69
Duxbury	0.3742011756%	\$ 9,496.43	\$ 123,453.55
East Bridgewater	0.2308047825%	\$ 5,857.33	\$ 76,145.33
East Brookfield	0.0052365739%	\$ 132.89	\$ 1,727.61
East Longmeadow	0.2715713403%	\$ 6,891.90	\$ 89,594.71
Eastham	0.0786916528%	\$ 1,997.03	\$ 25,961.34
Easthampton	0.2670463228%	\$ 6,777.07	\$ 88,101.85
Easton	0.5676857515%	\$ 14,406.65	\$ 187,286.48
Edgartown	0.0809809332%	\$ 2,055.12	\$ 26,716.60
Egremont	0.0050750540%	\$ 128.79	\$ 1,674.32
Erving	0.0513752128%	\$ 1,303.79	\$ 16,949.31
Essex	0.0113333487%	\$ 287.62	\$ 3,739.01
Everett	0.4368228534%	\$ 11,085.63	\$ 144,113.21
Fairhaven	0.3265362625%	\$ 8,286.79	\$ 107,728.31
Fall River	2.1055901006%	\$ 53,435.38	\$ 694,659.97
Falmouth	0.6632841320%	\$ 16,832.74	\$ 218,825.56
Fitchburg	0.6913634212%	\$ 17,545.33	\$ 228,089.26
Florida	0.0170875086%	\$ 433.64	\$ 5,637.38
Foxborough	0.2588100112%	\$ 6,568.05	\$ 85,384.59
Frammingham	0.6902310022%	\$ 17,516.59	\$ 227,715.66

Estimated Maximum Municipal Abatement Payments to Participating Subdivisions, By Payment*
 *The below figures are estimates that are subject to reduction and acceleration under certain conditions.

Municipal Allocation of Teva Abatement Funds, by Payment			13 Annual Payments (Starting ~ July 2023)	Total Payments
Franklin	Settlement Ex: G Allocation	\$	2,537,786.54	\$ 32,991,225.00
Freetown	0.4506715894%	\$	11,437.08	\$ 148,682.08
Gardner	0.0347111837%	\$	880.90	\$ 11,451.64
Georgetown	0.3080580392%	\$	7,817.86	\$ 101,632.12
Gill	0.1361143365%	\$	3,454.29	\$ 44,905.79
Gloucester	0.0032293514%	\$	81.95	\$ 1,065.40
Goshen	0.4219402015%	\$	10,707.94	\$ 139,203.24
Gosnold	0.0020598761%	\$	52.28	\$ 679.58
Grafton	0.0011645031%	\$	29.55	\$ 384.18
Granby	0.2787903277%	\$	7,075.10	\$ 91,976.34
Granville	0.1421420753%	\$	3,607.26	\$ 46,894.41
Great Barrington	0.0205788719%	\$	522.25	\$ 6,789.22
Greenfield	0.0238735954%	\$	605.86	\$ 7,876.19
Groton	0.4522917084%	\$	11,478.20	\$ 149,216.58
Groveland	0.0112861907%	\$	286.42	\$ 3,723.45
Hadley	0.0109548289%	\$	278.01	\$ 3,614.13
Halfax	0.1036658447%	\$	2,630.82	\$ 34,200.63
Hamilton	0.0744074497%	\$	1,888.30	\$ 24,547.93
Hampden	0.0148754814%	\$	377.51	\$ 4,907.60
Hancock	0.0086441416%	\$	219.37	\$ 2,851.81
Hanover	0.0080083205%	\$	203.23	\$ 2,642.04
Hanson	0.2979987927%	\$	7,562.57	\$ 98,313.45
Hardwick	0.0306151413%	\$	776.95	\$ 10,100.31
Harvard	0.0046489576%	\$	117.98	\$ 1,533.75
Harwich	0.1646144358%	\$	4,177.56	\$ 54,308.32
Hatfield	0.2864309104%	\$	7,269.01	\$ 94,497.07
	0.0627393895%	\$	1,592.19	\$ 20,698.49

Estimated Maximum Municipal Abatement Payments to Participating Subdivisions, By Payment**
 *The below figures are estimates that are subject to reduction and acceleration under certain conditions.

Municipal Allocation of Teva Abatement Funds, by Payment		13 Annual Payments (Starting ~ July 2023)		Total Payments
	Settlement Ex. G Allocation	\$	\$	\$
Haverhill	0.8142937865%	\$ 2,537,786.54	\$ 20,665.04	\$ 32,991,225.00
Hawley	0.0002691301%	\$ 6.83	\$ 88.79	\$ 268,645.50
Heath	0.0011790011%	\$ 29.92	\$ 388.97	\$ 88.79
Hingham	0.4828724626%	\$ 12,254.27	\$ 159,305.54	\$ 388.97
Hinsdale	0.0037015067%	\$ 93.94	\$ 1,221.17	\$ 159,305.54
Holbrook	0.1222501079%	\$ 3,102.45	\$ 40,331.81	\$ 1,221.17
Holden	0.0343745879%	\$ 872.35	\$ 11,340.60	\$ 40,331.81
Holland	0.0238040885%	\$ 604.10	\$ 7,853.26	\$ 11,340.60
Holliston	0.1672190621%	\$ 4,243.66	\$ 55,167.62	\$ 7,853.26
Holyoke	0.9664659552%	\$ 24,526.84	\$ 318,848.96	\$ 55,167.62
Hopedale	0.1372305825%	\$ 3,482.62	\$ 45,274.05	\$ 318,848.96
Hopkinton	0.2027514537%	\$ 5,145.40	\$ 66,890.19	\$ 45,274.05
Hubbardston	0.0076647112%	\$ 194.51	\$ 2,528.68	\$ 66,890.19
Hudson	0.1994512345%	\$ 5,061.65	\$ 65,801.41	\$ 2,528.68
Hull	0.1954841045%	\$ 4,960.97	\$ 64,492.60	\$ 65,801.41
Huntington	0.0026561285%	\$ 67.41	\$ 876.29	\$ 64,492.60
Ipswich	0.2079635850%	\$ 5,277.67	\$ 68,609.73	\$ 876.29
Kingston	0.1369378473%	\$ 3,475.19	\$ 45,177.47	\$ 68,609.73
Lakeville	0.0202228058%	\$ 513.21	\$ 6,671.75	\$ 45,177.47
Lancaster	0.0116656002%	\$ 296.05	\$ 3,848.62	\$ 6,671.75
Lanesborough	0.0575248505%	\$ 1,459.86	\$ 18,978.15	\$ 3,848.62
Lawrence	1.4758837913%	\$ 37,454.78	\$ 486,912.14	\$ 18,978.15
Lee	0.1519018348%	\$ 3,854.94	\$ 50,114.28	\$ 486,912.14
Leicester	0.1926291380%	\$ 4,888.52	\$ 63,550.71	\$ 50,114.28
Lenox	0.1609461124%	\$ 4,084.47	\$ 53,098.09	\$ 63,550.71
Leominster	0.7902530708%	\$ 20,054.94	\$ 260,714.17	\$ 53,098.09

Estimated Maximum Municipal Abatement Payments to Participating Subdivisions, By Payment*
 *The below figures are estimates that are subject to reduction and acceleration under certain conditions.

Municipal Allocation of Teva Abatement Funds, by Payment		13 Annual Payments (Starting ~ July 2023)	Total Payments
Leverett	Settlement Ex. G Allocation 0.0395342227%	\$ 2,537,786.54	\$ 32,991,225.00
Lexington	0.50909224410%	\$ 1,003.29	\$ 13,042.82
Leyden	0.0007689206%	\$ 12,919.68	\$ 167,955.83
Lincoln	0.1099619285%	\$ 19.51	\$ 253.68
Littleton	0.1043597104%	\$ 2,790.60	\$ 36,277.79
Longmeadow	0.2992108201%	\$ 2,648.43	\$ 34,429.55
Lowell	1.0242474790%	\$ 7,593.33	\$ 98,713.31
Ludlow	0.3042665608%	\$ 25,993.21	\$ 337,911.79
Lunenburg	0.1916440550%	\$ 7,721.64	\$ 100,381.27
Lynn	1.5917595154%	\$ 4,863.52	\$ 63,225.72
Lynnfield	0.2333154069%	\$ 40,395.46	\$ 525,140.96
Malden	0.4659742140%	\$ 5,921.05	\$ 76,973.61
Manchester-By-The-Sea	0.0201100664%	\$ 11,825.43	\$ 153,730.60
Mansfield	0.6816694002%	\$ 510.35	\$ 6,634.56
Marblehead	0.3485912672%	\$ 17,299.31	\$ 224,891.09
Marion	0.0698025620%	\$ 8,846.50	\$ 115,004.53
Marlborough	0.3668295136%	\$ 1,771.44	\$ 23,028.72
Marshfield	0.4930551259%	\$ 9,309.35	\$ 121,021.55
Mashpee	0.3459150927%	\$ 12,512.69	\$ 162,664.93
Mattapoisett	0.0843720139%	\$ 8,778.59	\$ 114,121.63
Maynard	0.1014940666%	\$ 2,141.18	\$ 27,835.36
Medfield	0.2083772770%	\$ 2,575.70	\$ 33,484.14
Medford	0.3972200658%	\$ 5,288.17	\$ 68,746.22
Medway	0.1940731867%	\$ 10,080.60	\$ 131,047.77
Melrose	0.2296395466%	\$ 4,925.16	\$ 64,027.12
Mendon	0.0164096065%	\$ 5,827.76	\$ 75,760.90
		\$ 416.44	\$ 5,413.73

Estimated Maximum Municipal Abatement Payments to Participating Subdivisions, By Payment*
 *The below figures are estimates that are subject to reduction and acceleration under certain conditions.

Municipal Allocation of Teva Abatement Funds, by Payment	Settlement Ex. G Allocation	13 Annual Payments (Starting ~ July 2023)		Total Payments
		\$	\$	
Merrimac	0.0100336001%	\$ 2,537,786.54	\$ 254.63	\$ 32,991,225.00
Methuen	0.7149217230%	\$ 18,143.19	\$ 9,982.18	\$ 3,310.21
Middleborough	0.3933419654%	\$ 8.25	\$ 2,327.39	\$ 235,861.43
Middlefield	0.0003252381%	\$ 2,327.39	\$ 13,510.96	\$ 129,768.33
Middleton	0.0917093411%	\$ 13,510.96	\$ 5,918.98	\$ 30,256.04
Wilford	0.5323916620%	\$ 5,918.98	\$ 2,537.27	\$ 175,642.53
Millbury	0.2332340712%	\$ 2,537.27	\$ 157.67	\$ 76,946.78
Millis	0.0999797258%	\$ 157.67	\$ 8,934.18	\$ 32,984.54
Millville	0.0062130209%	\$ 8,934.18	\$ 2.60	\$ 2,049.75
Milton	0.3520463069%	\$ 2.60	\$ 3,213.49	\$ 116,144.39
Monroe	0.0001025332%	\$ 3,213.49	\$ 739.54	\$ 33.83
Monson	0.1266258006%	\$ 739.54	\$ 106.93	\$ 9,614.06
Montague	0.0291412591%	\$ 106.93	\$ 5.90	\$ 1,390.15
Monterey	0.0042137017%	\$ 5.90	\$ 4.43	\$ 76.68
Montgomery	0.0002324400%	\$ 4.43	\$ 902.18	\$ 57.60
Mt Washington	0.0001746048%	\$ 902.18	\$ 2,797.46	\$ 11,728.29
Nahant	0.0355497159%	\$ 2,797.46	\$ 8,683.55	\$ 36,367.03
Nantucket	0.1102324194%	\$ 8,683.55	\$ 12,470.84	\$ 112,886.16
Natick	0.3421702489%	\$ 12,470.84	\$ 6.79	\$ 162,120.98
Needham	0.4914063771%	\$ 6.79	\$ 59,935.90	\$ 88.32
New Ashford	0.0002677169%	\$ 59,935.90	\$ 34.21	\$ 779,166.68
New Bedford	2.3617391681%	\$ 34.21	\$ 83.60	\$ 444.72
New Braintree	0.0013480056%	\$ 83.60	\$ 62.12	\$ 1,086.76
New Marlborough	0.0032940955%	\$ 62.12	\$ 343.62	\$ 807.51
New Salem	0.0024476600%	\$ 343.62	\$	\$
Newbury	0.0135400372%	\$	\$	\$ 4,467.02

Estimated Maximum Municipal Abatement Payments to Participating Subdivisions, By Payment*
 *The below figures are estimates that are subject to reduction and acceleration under certain conditions.

Municipal Allocation of Teva Abatement Funds, by Payment		Settlement Ex. G Allocation	13 Annual Payments (Starting ~ July 2023)	Total Payments
Newburyport	0.2905748435%	\$ 2,537,786.54	\$ 7,374.17	\$ 32,991,225.00
Newton	1.0088865481%	\$ 25,603.39	\$ 1,428.82	\$ 95,864.20
Norfolk	0.0563017795%	\$ 2,266.21	\$ 25,603.39	\$ 332,844.03
Norfolk County	0.0892988423%	\$ 8,701.25	\$ 2,266.21	\$ 18,574.65
North Adams	0.3428675166%	\$ 11,406.77	\$ 8,701.25	\$ 29,460.78
North Andover	0.4494773051%	\$ 16,165.60	\$ 11,406.77	\$ 113,116.19
North Attleborough	0.6369959028%	\$ 1,773.22	\$ 16,165.60	\$ 148,288.07
North Brookfield	0.0698725924%	\$ 4,223.46	\$ 1,773.22	\$ 210,152.75
North Reading	0.1664230820%	\$ 13,718.38	\$ 4,223.46	\$ 23,051.82
Northampton	0.5405649568%	\$ 6,148.15	\$ 13,718.38	\$ 54,905.01
Northborough	0.2422641125%	\$ 7,164.58	\$ 6,148.15	\$ 178,339.00
Northbridge	0.2823159735%	\$ 388.31	\$ 7,164.58	\$ 79,925.90
Northfield	0.0153010544%	\$ 11,582.04	\$ 388.31	\$ 93,139.50
Norton	0.4563834066%	\$ 6,988.70	\$ 11,582.04	\$ 5,048.01
Norwell	0.2753854817%	\$ 8,659.64	\$ 6,988.70	\$ 150,566.48
Norwood	0.3412282413%	\$ 1,951.85	\$ 8,659.64	\$ 90,853.04
Oak Bluffs	0.0769116887%	\$ 66.67	\$ 1,951.85	\$ 112,575.38
Oakham	0.0026269230%	\$ 3,493.80	\$ 66.67	\$ 25,374.11
Orange	0.1376712816%	\$ 2,372.96	\$ 3,493.80	\$ 866.65
Orleans	0.0935051641%	\$ 89.51	\$ 2,372.96	\$ 45,419.44
Otis	0.0035269019%	\$ 5,928.85	\$ 89.51	\$ 30,848.50
Oxford	0.2336229019%	\$ 4,115.67	\$ 5,928.85	\$ 1,163.57
Palmer	0.1621757259%	\$ 292.10	\$ 4,115.67	\$ 77,075.06
Paxton	0.0115100470%	\$ 18,177.98	\$ 292.10	\$ 53,503.76
Peabody	0.7162928627%	\$ 597.59	\$ 18,177.98	\$ 3,797.31
Pelham	0.0235476246%	\$ 7,768.65	\$ 597.59	\$ 236,313.79

Estimated Maximum Municipal Abatement Payments to Participating Subdivisions, By Payment*
 *The below figures are estimates that are subject to reduction and acceleration under certain conditions.

Municipal Allocation of Teva Abatement Funds, by Payment		Settlement Ex. G Allocation	13 Annual Payments (Starting ~ July 2023)	Total Payments
Pembroke	0.3388218249%	\$ 2,537,786.54	\$ 8,598.57	\$ 111,781.47
Pepperell	0.0102363113%	\$ 259.78	\$ 29.24	\$ 3,377.08
Peru	0.0011523603%	\$ 405.48	\$ 101.09	\$ 380.18
Petersham	0.0159775433%	\$ 101.09	\$ 29,291.08	\$ 5,271.19
Phillipston	0.0039835646%	\$ 12.66	\$ 27,223.18	\$ 1,314.23
Pittsfield	1.1541979937%	\$ 22.78	\$ 12.66	\$ 380,784.06
Plainfield	0.0004986914%	\$ 1,872.90	\$ 22.78	\$ 164.52
Plainville	0.0738004154%	\$ 27,223.18	\$ 22.78	\$ 24,347.66
Plymouth	1.0727134492%	\$ 22.78	\$ 791.63	\$ 353,901.31
Plymouth County	0.0008974666%	\$ 238.59	\$ 2,271.36	\$ 296.09
Plympton	0.0311939123%	\$ 2,271.36	\$ 238.59	\$ 10,291.25
Princeton	0.0094015998%	\$ 26,081.76	\$ 2,271.36	\$ 3,101.70
Provincetown	0.0895015011%	\$ 8,927.66	\$ 2,271.36	\$ 29,527.64
Quincy	1.0277365393%	\$ 1,877.38	\$ 26,081.76	\$ 339,062.87
Randolph	0.3517891103%	\$ 6,252.86	\$ 8,927.66	\$ 116,059.54
Raynham	0.0739771661%	\$ 870.08	\$ 1,877.38	\$ 24,405.97
Reading	0.2463903024%	\$ 870.08	\$ 6,252.86	\$ 81,287.18
Rehoboth	0.0342848256%	\$ 14,604.87	\$ 870.08	\$ 11,310.98
Revere	0.57549664378%	\$ 879.99	\$ 14,604.87	\$ 189,863.32
Richmond	0.0346755405%	\$ 1,666.71	\$ 879.99	\$ 11,439.89
Rochester	0.0656757963%	\$ 3,016.25	\$ 1,666.71	\$ 21,667.25
Rockland	0.3048431858%	\$ 341.44	\$ 7,736.27	\$ 100,571.50
Rockport	0.1188536886%	\$ 52.63	\$ 3,016.25	\$ 39,211.29
Rowe	0.0242459391%	\$ 341.44	\$ 615.31	\$ 7,999.03
Rowley	0.0134543050%	\$ 52.63	\$ 341.44	\$ 4,438.74
Royalston	0.0020739031%	\$ 684.21	\$ 52.63	\$ 684.21

Estimated Maximum Municipal Abatement Payments to Participating Subdivisions, By Payment*
 *The below figures are estimates that are subject to reduction and acceleration under certain conditions.

Municipal Allocation of Teva Abatement Funds, by Payment	Settlement Ex. G Allocation	13 Annual Payments (Starting ~ July 2023)		Total Payments
		\$	\$	
Russell	0.0012348998%	\$ 2,537,786.54	\$ 32,991,225.00	\$ 407.41
Rutland	0.0122272562%	\$ 310.30	\$ 4,033.92	\$ 310.30
Salem	0.6254547137%	\$ 15,872.71	\$ 206,345.17	\$ 4,033.92
Salisbury	0.0319290215%	\$ 810.29	\$ 10,533.78	\$ 810.29
Sandisfield	0.0020719142%	\$ 52.58	\$ 683.55	\$ 52.58
Sandwich	0.4944903815%	\$ 12,549.11	\$ 163,138.43	\$ 12,549.11
Saugus	0.330802265%	\$ 8,452.87	\$ 109,887.25	\$ 8,452.87
Savoy	0.0103246605%	\$ 262.02	\$ 3,406.23	\$ 262.02
Scituate	0.3938536371%	\$ 9,995.16	\$ 129,937.14	\$ 9,995.16
Seekonk	0.3325159013%	\$ 8,438.54	\$ 109,701.07	\$ 8,438.54
Sharon	0.3157804286%	\$ 8,013.83	\$ 104,179.83	\$ 8,013.83
Sheffield	0.0066580643%	\$ 168.97	\$ 2,196.58	\$ 168.97
Shelburne	0.0145706034%	\$ 369.77	\$ 4,807.02	\$ 369.77
Sherborn	0.0361347676%	\$ 917.02	\$ 11,921.30	\$ 917.02
Shirley	0.0049654026%	\$ 126.01	\$ 1,638.15	\$ 126.01
Shrewsbury	0.6471205738%	\$ 16,422.54	\$ 213,493.00	\$ 16,422.54
Shutesbury	0.0358178516%	\$ 908.98	\$ 11,816.75	\$ 908.98
Somerset	0.2943717652%	\$ 7,470.53	\$ 97,116.85	\$ 7,470.53
Somerville	0.5538327759%	\$ 14,055.09	\$ 182,716.22	\$ 14,055.09
South Hadley	0.3289508962%	\$ 8,348.07	\$ 108,524.93	\$ 8,348.07
Southampton	0.0773861993%	\$ 1,963.90	\$ 25,530.66	\$ 1,963.90
Southborough	0.2173688486%	\$ 5,516.36	\$ 71,712.65	\$ 5,516.36
Southbridge	0.2906114812%	\$ 7,375.10	\$ 95,876.29	\$ 7,375.10
Southwick	0.0165255910%	\$ 419.38	\$ 5,451.99	\$ 419.38
Spencer	0.0203153945%	\$ 515.56	\$ 6,702.30	\$ 515.56
Springfield	3.4410224370%	\$ 87,325.80	\$ 1,135,235.45	\$ 87,325.80

Estimated Maximum Municipal Abatement Payments to Participating Subdivisions, By Payment*
 *The below figures are estimates that are subject to reduction and acceleration under certain conditions.

Municipal Allocation of Teva Abatement Funds, by Payment		13 Annual Payments (Starting ~ July 2023)	Total Payments
	Settlement Ex. G Allocation		
Sterling	0.0196759620%	\$ 2,537,786.54	\$ 32,991,225.00
Stockbridge	0.0092305018%	\$ 499.33	\$ 6,491.34
Stoneham	0.1669780908%	\$ 234.25	\$ 3,045.26
Stoughton	0.3118943726%	\$ 4,237.55	\$ 55,088.12
Stow	0.0087733680%	\$ 7,915.21	\$ 102,897.77
Sturbridge	0.1235688557%	\$ 222.65	\$ 2,894.44
Sudbury	0.1950193814%	\$ 3,135.91	\$ 40,766.88
Sunderland	0.0394445127%	\$ 4,949.18	\$ 64,339.28
Sutton	0.0394445127%	\$ 1,001.02	\$ 13,013.23
Swampscott	0.1720631416%	\$ 4,366.60	\$ 56,765.74
Swansea	0.2802270489%	\$ 7,111.56	\$ 92,450.34
Taunton	0.3127370397%	\$ 7,936.60	\$ 103,175.78
Templeton	1.3156698571%	\$ 33,388.89	\$ 434,055.60
Tewksbury	0.0167725290%	\$ 425.65	\$ 5,533.46
Tisbury	0.2526508477%	\$ 6,411.74	\$ 83,352.61
Tolland	0.0665566713%	\$ 1,689.07	\$ 21,957.86
Topsfield	0.0005593530%	\$ 14.20	\$ 184.54
Townsend	0.0713350646%	\$ 1,810.33	\$ 23,534.31
Turo	0.0093843801%	\$ 238.16	\$ 3,096.02
Tyngsborough	0.0604250384%	\$ 1,533.46	\$ 19,934.96
Tyringham	0.1162396935%	\$ 2,949.92	\$ 38,348.90
Upton	0.0012803829%	\$ 32.49	\$ 422.41
Uxbridge	0.0211017442%	\$ 535.52	\$ 6,961.72
Wakefield	0.2255606716%	\$ 5,724.25	\$ 74,415.23
Wales	0.2116065761%	\$ 5,370.12	\$ 69,811.60
Walpole	0.0147604390%	\$ 374.59	\$ 4,869.65
	0.3194149930%	\$ 8,106.07	\$ 105,378.92

Estimated Maximum Municipal Abatement Payments to Participating Subdivisions, By Payment*
 *The below figures are estimates that are subject to reduction and acceleration under certain conditions.

Municipal Allocation of Teva Abatement Funds, by Payment			13 Annual Payments (Starting ~ July 2023)	Total Payments
	Settlement Ex. G Allocation			
Waltham	0.5322671985%	\$	2,537,786.54	\$ 32,991,225.00
Ware	0.2035588439%	\$	13,507.81	\$ 175,601.47
Wareham	0.3595394490%	\$	5,165.89	\$ 67,156.56
Warren	0.0179304373%	\$	9,124.34	\$ 118,616.47
Warwick	0.0179304373%	\$	455.04	\$ 5,915.47
Washington	0.0065997057%	\$	167.49	\$ 2,177.32
Water	0.0004074112%	\$	10.34	\$ 134.41
Water	0.2540965713%	\$	6,448.43	\$ 83,829.57
Wayland	0.2147389946%	\$	5,449.62	\$ 70,845.02
Webster	0.2405963644%	\$	6,105.82	\$ 79,375.69
Wellesley	0.4811483972%	\$	12,210.52	\$ 158,736.75
Wellfleet	0.0667808417%	\$	1,694.76	\$ 22,031.82
Wendell	0.0010508215%	\$	26.67	\$ 346.68
Wenham	0.0112119209%	\$	284.53	\$ 3,698.95
West Boylston	0.1222726663%	\$	3,103.02	\$ 40,339.25
West Bridgewater	0.1467598909%	\$	3,724.45	\$ 48,417.89
West Brookfield	0.0059191866%	\$	150.22	\$ 1,952.81
West Newbury	0.0086981560%	\$	220.74	\$ 2,869.63
West Springfield	0.4627594653%	\$	11,743.85	\$ 152,670.02
West Stockbridge	0.0028401544%	\$	72.08	\$ 937.00
West Tisbury	0.0099183484%	\$	251.71	\$ 3,272.18
Westborough	0.5070384269%	\$	12,867.55	\$ 167,278.19
Westfield	0.6538385669%	\$	16,593.03	\$ 215,709.35
Westford	0.2939962811%	\$	7,461.00	\$ 96,992.97
Westhampton	0.0199373981%	\$	505.97	\$ 6,577.59
Westminster	0.0226744436%	\$	575.43	\$ 7,480.58
Weston	0.2254658323%	\$	5,721.84	\$ 74,383.94

Estimated Maximum Municipal Abatement Payments to Participating Subdivisions, By Payment*
 *The below figures are estimates that are subject to reduction and acceleration under certain conditions.

Municipal Allocation of Teva Abatement Funds, by Payment			13 Annual Payments (Starting ~ July 2023)	Total Payments
Westport	Settlement Ex. G Allocation	0.2811335179%	\$ 2,537,786.54	\$ 32,991,225.00
Westwood		0.2903783084%	\$ 7,134.57	\$ 92,749.39
Weymouth		0.5656639786%	\$ 7,369.18	\$ 95,799.36
Whately		0.0314223222%	\$ 14,355.34	\$ 186,619.48
Whitman		0.0448742719%	\$ 797.43	\$ 10,366.61
Wilbraham		0.0448742719%	\$ 1,138.81	\$ 14,804.57
Williamsburg		0.0313150261%	\$ 794.71	\$ 10,331.21
Williamstown		0.0343998679%	\$ 873.00	\$ 11,348.94
Wilmington		0.0783021941%	\$ 1,987.14	\$ 25,832.85
Winchendon		0.2467559990%	\$ 6,262.14	\$ 81,407.83
Winchester		0.1830720373%	\$ 4,645.98	\$ 60,397.71
Windsor		0.2570095300%	\$ 6,522.35	\$ 84,790.59
Winthrop		0.0005238144%	\$ 13.29	\$ 172.81
Woburn		0.1505890537%	\$ 3,821.63	\$ 49,681.17
Worcester		0.3503541163%	\$ 8,891.24	\$ 115,586.11
Worthington		3.7929503518%	\$ 96,256.98	\$ 1,251,340.78
Wrentham		0.0015069609%	\$ 38.24	\$ 497.16
Yarmouth		0.0961794021%	\$ 2,440.83	\$ 31,730.76
		0.1308391883%	\$ 3,320.42	\$ 43,165.45



City of Gardner - *Executive Department*
Mayor Michael J. Nicholson

RECEIVED
2023 FEB 23 PM 3:56
CITY CLERK'S OFFICE
GARDNER, MA

February 22, 2023

Hon. Elizabeth J. Kazinskas, Council President
And City Councilors
Gardner City Hall, Rm 121
95 Pleasant St
Gardner, MA 01440

RE: Notification of City Involvement in Opioid Lawsuit Settlement - Walmart

Dear Madam President and Councilors,

As you are likely aware, in March of 2022, the Massachusetts Attorney General's Office under then Attorney General Maura Healey announced that cities and towns from across Massachusetts would be able to receive a financial benefit from a settlement agreement reached with different opioid manufacturers.

Since that time, Attorney General Campbell has initiated new litigation against different opioid distributors which have recently reached a settlement agreement.

I am writing to inform you that the Administration has signed the City onto the lawsuit against Walmart and that the City will be receiving financial compensation through this settlement as six equal payments of \$12,688.15 for the next seven years for a total award of \$76,128.90. These will begin in July of 2023.

Just like the previous settlement agreement, these funds are severely restricted through the settlement agreement to be only used for costs associated with combating the opioid epidemic. However, since the legislature has not allowed these funds to be deposited into special revenue accounts, these funds must fall to the general fund and be appropriated by the Council through a regular budgeting process.

The Administration will track these funds as they come in and make sure they are appropriated in the correct fashion. I am hopeful that the legislature will help alleviate this procedural hurdle this session, but until then, we will continue to do what is required of the settlement under the current standards.

Respectfully Submitted,

Michael J. Nicholson
Mayor, City of Gardner

EXHIBIT K

Subdivision Participation Form

Will your subdivision or special district be signing the settlement participation form for the Walmart Settlement at this time?

Yes No

Governmental Entity: Gardner city		State: MA
Authorized Official: Mayor Michael J. Nicholson		
Address 1: Gardner City Hall		
Address 2: 95 Pleasant St		
City, State, Zip: Gardner	Massachusetts	01440
Phone: 978-630-1490		
Email: mayor@gardner-ma.gov		

The governmental entity identified above (“Governmental Entity”), in order to obtain and in consideration for the benefits provided to the Governmental Entity pursuant to the Settlement Agreement dated November 14, 2022 (“Walmart Settlement”), and acting through the undersigned authorized official, hereby elects to participate in the Walmart Settlement, release all Released Claims against all Released Entities, and agrees as follows.

1. The Governmental Entity is aware of and has reviewed the Walmart Settlement, understands that all terms in this Election and Release have the meanings defined therein, and agrees that by this Election, the Governmental Entity elects to participate in the Walmart Settlement and become a Participating Subdivision as provided therein.
2. The Governmental Entity shall promptly, and in any event within 14 days of the Effective Date and prior to the filing of the Consent Judgment, dismiss with prejudice any Released Claims that it has filed. With respect to any Released Claims pending in In re National Prescription Opiate Litigation, MDL No. 2804, the Governmental Entity authorizes the Plaintiffs’ Executive Committee to execute and file on behalf of the Governmental Entity a Stipulation of Dismissal With Prejudice substantially in the form found at <https://nationalopioidsettlement.com/>.
3. The Governmental Entity agrees to the terms of the Walmart Settlement pertaining to Subdivisions as defined therein.
4. By agreeing to the terms of the Walmart Settlement and becoming a Releasor, the Governmental Entity is entitled to the benefits provided therein, including, if applicable, monetary payments beginning after the Effective Date.
5. The Governmental Entity agrees to use any monies it receives through the Walmart Settlement solely for the purposes provided therein.



6. The Governmental Entity submits to the jurisdiction of the court in the Governmental Entity's state where the Consent Judgment is filed for purposes limited to that court's role as provided in, and for resolving disputes to the extent provided in, the Walmart Settlement.
7. The Governmental Entity has the right to enforce the Walmart Settlement as provided therein.
8. The Governmental Entity, as a Participating Subdivision, hereby becomes a Releasor for all purposes in the Walmart Settlement, including but not limited to all provisions of Section X (Release), and along with all departments, agencies, divisions, boards, commissions, districts, instrumentalities of any kind and attorneys, and any person in their official capacity elected or appointed to serve any of the foregoing and any agency, person, or other entity claiming by or through any of the foregoing, and any other entity identified in the definition of Releasor, provides for a release to the fullest extent of its authority. As a Releasor, the Governmental Entity hereby absolutely, unconditionally, and irrevocably covenants not to bring, file, or claim, or to cause, assist or permit to be brought, filed, or claimed, or to otherwise seek to establish liability for any Released Claims against any Released Entity in any forum whatsoever. The releases provided for in the Walmart Settlement are intended by the Parties to be broad and shall be interpreted so as to give the Released Entities the broadest possible bar against any liability relating in any way to Released Claims and extend to the full extent of the power of the Governmental Entity to release claims. The Walmart Settlement shall be a complete bar to any Released Claim.
9. In connection with the releases provided for in the Walmart Settlement, each Governmental Entity expressly waives, releases, and forever discharges any and all provisions, rights, and benefits conferred by any law of any state or territory of the United States or other jurisdiction, or principle of common law, which is similar, comparable, or equivalent to § 1542 of the California Civil Code, which reads:

General Release; extent. A general release does not extend to claims that the creditor or releasing party does not know or suspect to exist in his or her favor at the time of executing the release that, if known by him or her, would have materially affected his or her settlement with the debtor or released party.

A Releasor may hereafter discover facts other than or different from those which it knows, believes, or assumes to be true with respect to the Released Claims, but each Governmental Entity hereby expressly waives and fully, finally, and forever settles, releases and discharges, upon the Effective Date, any and all Released Claims that may exist as of such date but which Releasors do not know or suspect to exist, whether through ignorance, oversight, error, negligence or through no fault whatsoever, and which, if known, would materially affect the Governmental Entities' decision to participate in the Walmart Settlement.

10. Nothing herein is intended to modify in any way the terms of the Walmart Settlement, to which Governmental Entity hereby agrees. To the extent this Election and Release is interpreted differently from the Walmart Settlement in any respect, the Walmart Settlement controls.



I have all necessary power and authorization to execute this Election and Release on behalf of the Governmental Entity.

Signature: DocuSigned by:
Michael Nicholson
E429C2C285344CE...

Name: Michael J. Nicholson

Title: Mayor

Date: 2/13/2023



Estimated Maximum Municipal Abatement Payments to Participating Subdivisions, By Payment*
 *The below figures are estimates that are subject to reduction and acceleration under certain conditions.

Municipal Allocation of Walmart Abatement Funds, by Payment		# Annual Payments	Total Payments
Settlement Ex. G Allocation		6 Annual Payments (Starting ~ July 2023) Note: Most of the funds are to be paid in Years 1-3, with smaller payments to follow in Years 4-6. Annual payment amounts will be determined by statewide municipal participation rate.	
Abington	0.2400899791%		\$ 59,332.28
Acton	0.1586479343%		\$ 39,205.90
Acushnet	0.1547305792%		\$ 38,237.82
Adams	0.0189731986%		\$ 4,688.76
Agawam	0.4341901730%		\$ 107,299.33
Alford	0.0007449491%		\$ 184.10
Amesbury	0.2580959424%		\$ 63,782.01
Amherst	0.3675897982%		\$ 90,840.70
Andover	0.7102727131%		\$ 175,526.28
Aquinnah	0.0049293930%		\$ 1,218.18
Arlington	0.3350233330%		\$ 82,792.71
Ashburnham	0.0140160133%		\$ 3,463.71
Ashby	0.0069876989%		\$ 1,726.84
Ashfield	0.0027296132%	\$ 674.56	
Ashland	0.1613930923%	\$ 39,884.30	
Athol	0.0359559233%	\$ 8,885.61	
			\$ 24,712,519.70

Estimated Maximum Municipal Abatement Payments to Participating Subdivisions, By Payment*
 *The below figures are estimates that are subject to reduction and acceleration under certain conditions.

Municipal Allocation of Walmart Abatement Funds, by Payment		# Annual Payments	Total Payments
Settlement Ex. G Allocation		6 Annual Payments (Starting ~ July 2023) Note: Most of the funds are to be paid in Years 1- 3, with smaller payments to follow in Years 4-6. Annual payment amounts will be determined by statewide municipal participation rate.	
Attleboro	0.9357205930%		\$ 231,240.14
Auburn	0.3036683195%		\$ 75,044.09
Avon	0.0739889948%		\$ 18,284.54
Ayer	0.0179210686%		\$ 4,428.75
Barnstable	0.8578313582%		\$ 211,991.74
Barnstable County	0.0639482242%		\$ 15,803.22
Barre	0.0096522017%		\$ 2,385.30
Becket	0.0067279376%		\$ 1,662.64
Bedford	0.1982937972%		\$ 49,003.39
Belcher	0.3492785905%		\$ 86,315.54
Bellingham	0.1961076781%		\$ 48,463.15
Belmont	0.2420315678%		\$ 59,812.10
Berkley	0.1212759115%		\$ 29,970.33
Berlin	0.0397753511%		\$ 9,829.49
Bernardston	0.0040751589%	\$ 1,007.07	
Beverly	0.4801566147%	\$ 118,658.80	

Estimated Maximum Municipal Abatement Payments to Participating Subdivisions, By Payment*
 *The below figures are estimates that are subject to reduction and acceleration under certain conditions.

Municipal Allocation of Walmart Abatement Funds, by Payment		# Annual Payments	Total Payments
	Settlement Ex. G Allocation	6 Annual Payments (Starting ~ July 2023)	
		Note: Most of the funds are to be paid in Years 1- 3, with smaller payments to follow in Years 4-6. Annual payment amounts will be determined by statewide municipal participation rate.	\$ 24,712,519.70
BillERICA	0.3870913124%		\$ 95,660.02
Blackstone	0.0221473318%		\$ 5,473.16
Blandford	0.0009007116%		\$ 222.59
Bolton	0.0110088433%		\$ 2,720.56
Boston	10.5767780349%		\$ 2,613,788.36
Bourne	0.3783946742%		\$ 93,510.86
Boxborough	0.0399298051%		\$ 9,867.66
Boxford	0.0912309051%		\$ 22,545.46
Boylston	0.0562367737%		\$ 13,897.52
Braintree	0.4457226214%		\$ 110,149.29
Brewster	0.1284470083%		\$ 31,742.49
Bridgewater	0.0570448443%		\$ 14,097.22
Brimfield	0.0355644757%		\$ 8,788.88
Bristol County	0.1015083030%		\$ 25,085.26
Brockton	2.1170344615%		\$ 523,172.56
Brookfield	0.0372953453%		\$ 9,216.62

Estimated Maximum Municipal Abatement Payments to Participating Subdivisions, By Payment*
 *The below figures are estimates that are subject to reduction and acceleration under certain conditions.

Municipal Allocation of Walmart Abatement Funds, by Payment		Settlement Ex. G Allocation	# Annual Payments 6 Annual Payments (Starting ~ July 2023) Note: Most of the funds are to be paid in Years 1- 3, with smaller payments to follow in Years 4-6. Annual payment amounts will be determined by statewide municipal participation rate.	Total Payments
Brookline	0.8244968622%	\$	203,753.95	
Buckland	0.0031396937%	\$	775.90	
Burlington	0.3034752912%	\$	74,996.39	
Cambridge	4.3053779748%	\$	1,063,967.38	
Canton	0.2909840866%	\$	71,909.50	
Carlisle	0.0526144568%	\$	13,002.36	
Carver	0.2179547901%	\$	53,862.12	
Charlemont	0.0066765925%	\$	1,649.95	
Charlton	0.0305379405%	\$	7,546.69	
Chatham	0.1685335181%	\$	41,648.88	
Chelmsford	0.3162632088%	\$	78,156.61	
Chelsea	0.5236031155%	\$	129,395.52	
Cheshire	0.0015830626%	\$	391.21	
Chester	0.0096828727%	\$	2,392.88	
Chesterfield	0.0168042468%	\$	4,152.75	
Chicopee	0.8816952708%	\$	217,889.12	

Estimated Maximum Municipal Abatement Payments to Participating Subdivisions, By Payment*
 *The below figures are estimates that are subject to reduction and acceleration under certain conditions.

Municipal Allocation of Walmart Abatement Funds, by Payment		# Annual Payments	Total Payments
	Settlement Ex. G Allocation	6 Annual Payments (Starting ~ July 2023)	
		Note: Most of the funds are to be paid in Years 1-3, with smaller payments to follow in Years 4-6. Annual payment amounts will be determined by statewide municipal participation rate.	\$ 24,712,519.70
Chilmark	0.0062328576%		\$ 1,540.30
Clarksburg	0.0303920178%		\$ 7,510.63
Clinton	0.23711744557%		\$ 58,611.78
Cohasset	0.1430861241%		\$ 35,360.19
Colrain	0.0016018525%		\$ 395.86
Concord	0.1749597704%		\$ 43,236.97
Conway	0.0354590115%		\$ 8,762.82
Cummington	0.0009757143%		\$ 241.12
Dalton	0.0123034626%		\$ 3,040.50
Danvers	0.4037368656%		\$ 99,773.55
Dartmouth	0.5505881937%		\$ 136,064.22
Dedham	0.3188835370%		\$ 78,804.16
Deerfield	0.0872700035%		\$ 21,566.62
Dennis	0.0970183530%		\$ 23,975.68
Dighton	0.0228752705%		\$ 5,653.06
Douglas	0.1659192613%		\$ 41,002.83

Estimated Maximum Municipal Abatement Payments to Participating Subdivisions, By Payment*
 *The below figures are estimates that are subject to reduction and acceleration under certain conditions.

Municipal Allocation of Walmart Abatement Funds, by Payment		# Annual Payments	Total Payments
	Settlement Ex. G Allocation	6 Annual Payments (Starting ~ July 2023)	
		Note: Most of the funds are to be paid in Years 1-3, with smaller payments to follow in Years 4-6. Annual payment amounts will be determined by statewide municipal participation rate.	\$ 24,712,519.70
Dover	0.0683428114%		\$ 16,889.23
Dracut	0.2045887296%		\$ 50,559.03
Dudley	0.0179390734%		\$ 4,433.20
Dukes County	0.0054256244%		\$ 1,340.81
Dunstable	0.0041607864%		\$ 1,028.24
Duxbury	0.3742011756%		\$ 92,474.54
East Bridgewater	0.2308047825%		\$ 57,037.68
East Brookfield	0.0052365739%		\$ 1,294.09
East Longmeadow	0.2715713403%		\$ 67,112.12
Eastham	0.0786916528%		\$ 19,446.69
Easthampton	0.2670463228%		\$ 65,993.88
Easton	0.5676857515%		\$ 140,289.45
Edgartown	0.0809809332%		\$ 20,012.43
Egremont	0.0050750540%		\$ 1,254.17
Erving	0.0513752128%		\$ 12,696.11
Essex	0.0113333487%		\$ 2,800.76

Estimated Maximum Municipal Abatement Payments to Participating Subdivisions, By Payment*
 *The below figures are estimates that are subject to reduction and acceleration under certain conditions.

Municipal Allocation of Walmart Abatement Funds, by Payment		# Annual Payments	Total Payments
	Settlement Ex. G Allocation	6 Annual Payments (Starting ~ July 2023) Note: Most of the funds are to be paid in Years 1- 3, with smaller payments to follow in Years 4-6. Annual payment amounts will be determined by statewide municipal participation rate.	
Everett	0.4368228534%		\$ 107,949.93
Fairhaven	0.3265362625%		\$ 80,695.34
Fall River	2.1055901006%		\$ 520,344.37
Falmouth	0.6632841320%		\$ 163,914.22
Fitchburg	0.6913634212%		\$ 170,853.32
Florida	0.0170875086%		\$ 4,222.75
Foxborough	0.2588100112%		\$ 63,958.47
Frammingham	0.6902310022%		\$ 170,573.47
Franklin	0.4506715894%		\$ 111,372.31
Freetown	0.0347111837%		\$ 8,578.01
Gardner	0.3080580392%		\$ 76,128.90
Georgetown	0.1361143365%		\$ 33,637.28
Gill	0.0032293514%		\$ 798.05
Gloucester	0.4219402015%	\$ 104,272.06	
Goshen	0.0020598761%	\$ 509.05	
Gosnold	0.0011645031%	\$ 287.78	

Estimated Maximum Municipal Abatement Payments to Participating Subdivisions, By Payment*
 *The below figures are estimates that are subject to reduction and acceleration under certain conditions.

Municipal Allocation of Walmart Abatement Funds, by Payment		# Annual Payments	Total Payments
	Settlement Ex. G Allocation	6 Annual Payments (Starting ~ July 2023) Note: Most of the funds are to be paid in Years 1-3, with smaller payments to follow in Years 4-6. Annual payment amounts will be determined by statewide municipal participation rate.	\$ 24,712,519.70
Grafton	0.2787903277%		\$ 68,896.11
Granby	0.1421420753%		\$ 35,126.89
Granville	0.0205788719%		\$ 5,085.56
Great Barrington	0.0238735954%		\$ 5,899.77
Greenfield	0.4522917084%		\$ 111,772.68
Groton	0.0112861907%		\$ 2,789.10
Groveland	0.0109548289%		\$ 2,707.21
Hadley	0.1036658447%		\$ 25,618.44
Halifax	0.0744074497%		\$ 18,387.96
Hamilton	0.0148754814%		\$ 3,676.11
Hampden	0.0086441416%		\$ 2,136.19
Hancock	0.0080083205%		\$ 1,979.06
Hanover	0.2979987927%		\$ 73,643.01
Hanson	0.0306151413%		\$ 7,565.77
Hardwick	0.0046489576%		\$ 1,148.87
Harvard	0.1646144358%		\$ 40,680.37

Estimated Maximum Municipal Abatement Payments to Participating Subdivisions, By Payment*
 *The below figures are estimates that are subject to reduction and acceleration under certain conditions.

Municipal Allocation of Walmart Abatement Funds, by Payment		# Annual Payments	Total Payments
	Settlement Ex. G Allocation	6 Annual Payments (Starting ~ July 2023) Note: Most of the funds are to be paid in Years 1-3, with smaller payments to follow in Years 4-6. Annual payment amounts will be determined by statewide municipal participation rate.	\$ 24,712,519.70
Harwich	0.2864309104%		\$ 70,784.30
Hatfield	0.0627393895%		\$ 15,504.48
Haverhill	0.8142937865%		\$ 201,232.51
Hawley	0.0002691301%		\$ 66.51
Heath	0.0011790011%		\$ 291.36
Hingham	0.4828724626%		\$ 119,329.95
Hinsdale	0.0037015067%		\$ 914.74
Holbrook	0.1222501079%		\$ 30,211.08
Holden	0.0343745879%		\$ 8,494.83
Holland	0.0238040885%		\$ 5,882.59
Holliston	0.1672190621%		\$ 41,324.04
Holyoke	0.9664659552%		\$ 238,838.09
Hopedale	0.1372305825%		\$ 33,913.13
Hopkinton	0.2027514537%		\$ 50,104.99
Hubbardston	0.0076647112%		\$ 1,894.14
Hudson	0.1994512345%		\$ 49,289.43

Estimated Maximum Municipal Abatement Payments to Participating Subdivisions, By Payment*
 *The below figures are estimates that are subject to reduction and acceleration under certain conditions.

Municipal Allocation of Walmart Abatement Funds, by Payment			# Annual Payments	Total Payments
	Settlement Ex. G Allocation		6 Annual Payments (Starting ~ July 2023)	
			Note: Most of the funds are to be paid in Years 1-3, with smaller payments to follow in Years 4-6. Annual payment amounts will be determined by statewide municipal participation rate.	\$ 24,712,519.70
Hull	0.1954841045%			\$ 48,309.05
Huntington	0.0026561285%			\$ 656.40
Ipswich	0.2079635850%			\$ 51,393.04
Kingston	0.1369378473%			\$ 33,840.79
Lakeville	0.0202228058%			\$ 4,997.56
Lancaster	0.0116656002%			\$ 2,882.86
Lanesborough	0.0575248505%			\$ 14,215.84
Lawrence	1.4758837913%			\$ 364,728.07
Lee	0.1519018348%			\$ 37,538.77
Leicester	0.1926291380%			\$ 47,603.51
Lenox	0.1609461124%			\$ 39,773.84
Leominster	0.7902530708%			\$ 195,291.45
Leverett	0.0395342227%			\$ 9,769.90
Lexington	0.5090924410%			\$ 125,809.57
Leyden	0.0007689206%			\$ 190.02
Lincoln	0.1099619285%			\$ 27,174.36

Estimated Maximum Municipal Abatement Payments to Participating Subdivisions, By Payment*
 *The below figures are estimates that are subject to reduction and acceleration under certain conditions.

Municipal Allocation of Walmart Abatement Funds, by Payment		Settlement Ex. G Allocation	# Annual Payments	Total Payments
			6 Annual Payments (Starting ~ July 2023) Note: Most of the funds are to be paid in Years 1- 3, with smaller payments to follow in Years 4-6. Annual payment amounts will be determined by statewide municipal participation rate.	\$ 24,712,519.70
Littleton		0.1043597104%		\$ 25,789.91
Longmeadow		0.2992108201%		\$ 73,942.53
Lowell		1.0242474790%		\$ 253,117.36
Ludlow		0.3042665608%		\$ 75,191.93
Lunenburg		0.1916440550%		\$ 47,360.07
Lynn		1.5917595154%		\$ 393,363.88
Lynnfield		0.2333154069%		\$ 57,658.12
Malden		0.4659742140%		\$ 115,153.97
Manchester-By-The-Sea		0.0201100664%		\$ 4,969.70
Mansfield		0.6816694002%		\$ 168,457.68
Marblehead		0.3485912672%		\$ 86,145.69
Marion		0.0698025620%		\$ 17,249.97
Marlborough		0.3668295136%		\$ 90,652.82
Marshfield		0.4930551259%		\$ 121,846.35
Mashpee		0.3459150927%		\$ 85,484.34
Mattapoisett		0.0843720139%		\$ 20,850.45

Estimated Maximum Municipal Abatement Payments to Participating Subdivisions, By Payment*
 *The below figures are estimates that are subject to reduction and acceleration under certain conditions.

Municipal Allocation of Walmart Abatement Funds, by Payment		# Annual Payments	Total Payments
	Settlement Ex. G Allocation	6 Annual Payments (Starting ~ July 2023)	\$ 24,712,519.70
		Note: Most of the funds are to be paid in Years 1-3, with smaller payments to follow in Years 4-6. Annual payment amounts will be determined by statewide municipal participation rate.	
Maynard	0.1014940666%		\$ 25,081.74
Medfield	0.2083772770%		\$ 51,495.28
Medford	0.3972200658%		\$ 98,163.09
Medway	0.1940731867%		\$ 47,960.37
Melrose	0.2296395466%		\$ 56,749.72
Mendon	0.0164096065%		\$ 4,055.23
Merrimac	0.0100336001%		\$ 2,479.56
Methuen	0.7149217230%		\$ 176,675.17
Middleborough	0.3933419654%		\$ 97,204.71
Middlefield	0.0003252381%		\$ 80.37
Middleton	0.0917093411%		\$ 22,663.69
Milford	0.5323916620%		\$ 131,567.39
Milbury	0.2332340712%		\$ 57,638.02
Millics	0.0999797258%		\$ 24,707.51
Milville	0.0062130209%		\$ 1,535.39
Milton	0.3520463069%		\$ 86,999.51

Estimated Maximum Municipal Abatement Payments to Participating Subdivisions, By Payment*
 *The below figures are estimates that are subject to reduction and acceleration under certain conditions.

Municipal Allocation of Walmart Abatement Funds, by Payment		# Annual Payments	Total Payments
	Settlement Ex. G Allocation	6 Annual Payments (Starting ~ July 2023) Note: Most of the funds are to be paid in Years 1-3, with smaller payments to follow in Years 4-6. Annual payment amounts will be determined by statewide municipal participation rate.	\$ 24,712,519.70
Monroe	0.0001025332%		\$ 25.34
Monson	0.1266258006%		\$ 31,292.43
Montague	0.0291412591%		\$ 7,201.54
Monterey	0.0042137017%		\$ 1,041.31
Montgomery	0.0002324400%		\$ 57.44
Mt Washington	0.0001746048%		\$ 43.15
Nahant	0.0355497159%		\$ 8,785.23
Nantucket	0.1102324194%		\$ 27,241.21
Natick	0.3421702489%		\$ 84,558.89
Needham	0.4914063771%		\$ 121,438.90
New Ashford	0.0002677169%		\$ 66.16
New Bedford	2.3617391681%		\$ 583,645.26
New Braintree	0.0013480056%		\$ 333.13
New Marlborough	0.0032940955%		\$ 814.05
New Salem	0.0024476600%		\$ 604.88
Newbury	0.0135400372%		\$ 3,346.08

Estimated Maximum Municipal Abatement Payments to Participating Subdivisions, By Payment*
 *The below figures are estimates that are subject to reduction and acceleration under certain conditions.

Municipal Allocation of Walmart Abatement Funds, by Payment			# Annual Payments	Total Payments
		Settlement Ex. G Allocation Note: Most of the funds are to be paid in Years 1-3, with smaller payments to follow in Years 4-6. Annual payment amounts will be determined by statewide municipal participation rate.	6 Annual Payments (Starting ~ July 2023)	\$ 24,712,519.70
Newburyport	0.2905748435%		\$ 71,808.37	
Newton	1.0088865481%		\$ 249,321.29	
Norfolk	0.0563017795%		\$ 13,913.59	
Norfolk County	0.0892988423%		\$ 22,067.99	
North Adams	0.3428675166%		\$ 84,731.20	
North Andover	0.4494773051%		\$ 111,077.17	
North Attleborough	0.6369959028%		\$ 157,417.74	
North Brookfield	0.0698725924%		\$ 17,267.28	
North Reading	0.1664230820%		\$ 41,127.34	
Northampton	0.5405649568%		\$ 133,587.22	
Northborough	0.2422641125%		\$ 59,869.57	
Northbridge	0.2823159735%		\$ 69,767.39	
Northfield	0.0153010544%		\$ 3,781.28	
Norton	0.4563834066%		\$ 112,783.84	
Norwell	0.2753854817%		\$ 68,054.69	
Norwood	0.3412282413%		\$ 84,326.10	

Estimated Maximum Municipal Abatement Payments to Participating Subdivisions, By Payment*
 *The below figures are estimates that are subject to reduction and acceleration under certain conditions.

Municipal Allocation of Walmart Abatement Funds, by Payment		# Annual Payments	Total Payments
	Settlement Ex. G Allocation	6 Annual Payments (Starting ~ July 2023)	\$ 24,712,519.70
Note: Most of the funds are to be paid in Years 1-3, with smaller payments to follow in Years 4-6. Annual payment amounts will be determined by statewide municipal participation rate.			
Oak Bluffs	0.0769116887%		\$ 19,006.82
Oakham	0.0026269230%		\$ 649.18
Orange	0.1376712816%		\$ 34,022.04
Orleans	0.0935051641%		\$ 23,107.48
Otis	0.0035269019%		\$ 871.59
Oxford	0.2336229019%		\$ 57,734.11
Palmer	0.1621757259%		\$ 40,077.71
Paxton	0.0115100470%		\$ 2,844.42
Peabody	0.7162928627%		\$ 177,014.01
Pelham	0.0235476246%		\$ 5,819.21
Pembroke	0.3388218249%		\$ 83,731.41
Pepperell	0.0102363113%		\$ 2,529.65
Peru	0.0011523603%		\$ 284.78
Petersham	0.0159775433%		\$ 3,948.45
Phillipston	0.0039835646%		\$ 984.44
Pittsfield	1.1541979937%		\$ 285,231.41

Estimated Maximum Municipal Abatement Payments to Participating Subdivisions, By Payment*
 *The below figures are estimates that are subject to reduction and acceleration under certain conditions.

Municipal Allocation of Walmart Abatement Funds, by Payment		# Annual Payments	Total Payments
	Settlement Ex. G Allocation	6 Annual Payments (Starting ~ July 2023)	
		Note: Most of the funds are to be paid in Years 1- 3, with smaller payments to follow in Years 4-6. Annual payment amounts will be determined by statewide municipal participation rate.	\$ 24,712,519.70
Plainfield	0.0004986914%		\$ 123.24
Plainville	0.0738004154%		\$ 18,237.94
Plymouth	1.0727134492%		\$ 265,094.52
Plymouth County	0.0008974666%		\$ 221.79
Plympton	0.0311939123%		\$ 7,708.80
Princeton	0.0094015998%		\$ 2,323.37
Provincetown	0.0895015011%		\$ 22,118.08
Quincy	1.0277365393%		\$ 253,979.59
Randolph	0.3517891103%		\$ 86,935.95
Raynham	0.0739771661%		\$ 18,281.62
Reading	0.2463903024%		\$ 60,889.25
Rehoboth	0.0342848256%		\$ 8,472.64
Revere	0.5754964378%		\$ 142,219.67
Richmond	0.0346755405%		\$ 8,569.20
Rochester	0.0656757963%		\$ 16,230.14
Rockland	0.3048431858%		\$ 75,334.43

Estimated Maximum Municipal Abatement Payments to Participating Subdivisions, By Payment*
 *The below figures are estimates that are subject to reduction and acceleration under certain conditions.

Municipal Allocation of Walmart Abatement Funds, by Payment		Settlement Ex. G Allocation	# Annual Payments	Total Payments
			6 Annual Payments (Starting ~ July 2023)	\$ 24,712,519.70
Note: Most of the funds are to be paid in Years 1-3, with smaller payments to follow in Years 4-6. Annual payment amounts will be determined by statewide municipal participation rate.				
Rockport	0.1188536886%		\$	29,371.74
Rowe	0.0242459391%		\$	5,991.78
Rowley	0.0134543050%		\$	3,324.90
Royalston	0.0020739031%		\$	512.51
Russell	0.0012348998%		\$	305.17
Rutland	0.0122272562%		\$	3,021.66
Salem	0.6254547137%		\$	154,565.62
Salisbury	0.0319290215%		\$	7,890.47
Sandisfield	0.0020719142%		\$	512.02
Sandwich	0.4944903815%		\$	122,201.03
Saugus	0.3330802265%		\$	82,312.52
Savoy	0.0103246605%		\$	2,551.48
Scituate	0.3938536371%		\$	97,331.16
Seekonk	0.3325159013%		\$	82,173.06
Sharon	0.3157804286%		\$	78,037.30
Sheffield	0.0066580643%		\$	1,645.38

Estimated Maximum Municipal Abatement Payments to Participating Subdivisions, By Payment*
 *The below figures are estimates that are subject to reduction and acceleration under certain conditions.

Municipal Allocation of Walmart Abatement Funds, by Payment		Settlement Ex. G Allocation	# Annual Payments	Total Payments
			6 Annual Payments (Starting ~ July 2023) Note: Most of the funds are to be paid in Years 1-3, with smaller payments to follow in Years 4-6. Annual payment amounts will be determined by statewide municipal participation rate.	\$ 24,712,519.70
Shelburne	0.0145706034%		\$	3,600.76
Sherborn	0.0361347676%		\$	8,929.81
Shirley	0.0049654026%		\$	1,227.08
Shrewsbury	0.6471205738%		\$	159,919.80
Shutesbury	0.0358178516%		\$	8,851.49
Somerset	0.2943717652%		\$	72,746.68
Somerville	0.5538327759%		\$	136,866.03
South Hadley	0.3289508962%		\$	81,292.06
Southampton	0.0773861993%		\$	19,124.08
Southborough	0.2173688486%		\$	53,717.32
Southbridge	0.2906114812%		\$	71,817.42
Southwick	0.0165255910%		\$	4,083.89
Spencer	0.0203153945%		\$	5,020.45
Springfield	3.4410224370%		\$	850,363.35
Sterling	0.0196759620%		\$	4,862.43
Stockbridge	0.0092305018%		\$	2,281.09

Estimated Maximum Municipal Abatement Payments to Participating Subdivisions, By Payment*
 *The below figures are estimates that are subject to reduction and acceleration under certain conditions.

Municipal Allocation of Walmart Abatement Funds, by Payment		# Annual Payments	Total Payments
	Settlement Ex. G Allocation	6 Annual Payments (Starting ~ July 2023)	\$ 24,712,519.70
		Note: Most of the funds are to be paid in Years 1- 3, with smaller payments to follow in Years 4-6. Annual payment amounts will be determined by statewide municipal participation rate.	
Stoneham	0.1669780908%		\$ 41,264.49
Stoughton	0.3118943726%		\$ 77,076.96
Stow	0.0087733680%		\$ 2,168.12
Sturbridge	0.1235688557%		\$ 30,536.98
Sudbury	0.1950193814%		\$ 48,194.20
Sunderland	0.0394445127%		\$ 9,747.73
Sutton	0.1720631416%		\$ 42,521.14
Swampscott	0.2802270489%		\$ 69,251.16
Swansea	0.3127370397%		\$ 77,285.20
Taunton	1.3156698571%		\$ 325,135.17
Templeton	0.0167725290%		\$ 4,144.91
Tewksbury	0.2526508477%		\$ 62,436.39
Tisbury	0.0665566713%		\$ 16,447.83
Tolland	0.0005593530%		\$ 138.23
Topsfield	0.0713350646%		\$ 17,628.69
Townsend	0.0093843801%		\$ 2,319.12

Estimated Maximum Municipal Abatement Payments to Participating Subdivisions, By Payment*
 *The below figures are estimates that are subject to reduction and acceleration under certain conditions.

Municipal Allocation of Walmart Abatement Funds, by Payment		# Annual Payments	Total Payments
	Settlement Ex. G Allocation	6 Annual Payments (Starting ~ July 2023)	\$ 24,712,519.70
		<p>Note: Most of the funds are to be paid in Years 1-3, with smaller payments to follow in Years 4-6. Annual payment amounts will be determined by statewide municipal participation rate.</p>	
Tfuro	0.0604250384%		\$ 14,932.55
Tynsgborough	0.1162396935%		\$ 28,725.76
Tyringham	0.0012803829%		\$ 316.41
Upton	0.0211017442%		\$ 5,214.77
Uxbridge	0.2255606716%		\$ 55,741.73
Wakefield	0.2116065761%		\$ 52,293.32
Wales	0.0147604390%		\$ 3,647.68
Walpole	0.3194149930%		\$ 78,935.49
Waltham	0.5322671985%		\$ 131,536.64
Ware	0.2035588439%		\$ 50,304.52
Wareham	0.3595394490%		\$ 88,851.26
Warren	0.0179304373%		\$ 4,431.06
Warwick	0.0065997057%		\$ 1,630.95
Washington	0.0004074112%		\$ 100.68
Water	0.2540965713%		\$ 62,793.67
Wayland	0.2147389946%		\$ 53,067.42

Estimated Maximum Municipal Abatement Payments to Participating Subdivisions, By Payment*
 *The below figures are estimates that are subject to reduction and acceleration under certain conditions.

Municipal Allocation of Walmart Abatement Funds, by Payment				# Annual Payments	Total Payments
	Settlement Ex. G Allocation		6 Annual Payments (Starting ~ July 2023) Note: Most of the funds are to be paid in Years 1- 3, with smaller payments to follow in Years 4-6. Annual payment amounts will be determined by statewide municipal participation rate.	\$ 24,712,519.70	
Webster	0.2405963644%	\$		59,457.42	
Wellesley	0.4811483972%	\$		118,903.89	
Wellfleet	0.0667808417%	\$		16,503.23	
Wendell	0.0010508215%	\$		259.68	
Wenham	0.0112119209%	\$		2,770.75	
West Boylston	0.1222726663%	\$		30,216.66	
West Bridgewater	0.1467598909%	\$		36,268.07	
West Brookfield	0.0059191866%	\$		1,462.78	
West Newbury	0.0086981560%	\$		2,149.53	
West Springfield	0.4627594653%	\$		114,359.52	
West Stockbridge	0.0028401544%	\$		701.87	
West Tisbury	0.0099183484%	\$		2,451.07	
Westborough	0.5070384269%	\$		125,301.97	
Westfield	0.6538385669%	\$		161,579.98	
Westford	0.2939962811%	\$		72,653.89	
Westhampton	0.0199373981%	\$		4,927.03	

Estimated Maximum Municipal Abatement Payments to Participating Subdivisions, By Payment*
 *The below figures are estimates that are subject to reduction and acceleration under certain conditions.

Municipal Allocation of Walmart Abatement Funds, by Payment		# Annual Payments	Total Payments
Settlement Ex. G Allocation		6 Annual Payments (Starting ~ July 2023) Note: Most of the funds are to be paid in Years 1-3, with smaller payments to follow in Years 4-6. Annual payment amounts will be determined by statewide municipal participation rate.	
Westminster	0.0226744436%		\$ 5,603.43
Weston	0.2254658323%		\$ 55,718.29
Westport	0.2811335179%		\$ 69,475.18
Westwood	0.2903783084%		\$ 71,759.80
Weymouth	0.5656639786%		\$ 139,789.82
Whately	0.0314223222%		\$ 7,765.25
Whitman	0.0448742719%		\$ 11,089.56
Wilbraham	0.0313150261%		\$ 7,738.73
Williamsburg	0.0343998679%		\$ 8,501.07
Williamstown	0.0783021941%		\$ 19,350.45
Wilmington	0.2467559990%		\$ 60,979.62
Winchendon	0.1830720373%		\$ 45,241.71
Winchester	0.2570095300%		\$ 63,513.53
Windsor	0.0005238144%	\$ 129.45	
Winthrop	0.1505890537%	\$ 37,214.35	
Woburn	0.3503541163%	\$ 86,581.33	

Estimated Maximum Municipal Abatement Payments to Participating Subdivisions, By Payment*
 *The below figures are estimates that are subject to reduction and acceleration under certain conditions.

		# Annual Payments	Total Payments
Municipal Allocation of Walmart Abatement Funds, by Payment		6 Annual Payments (Starting ~ July 2023)	\$ 24,712,519.70
		Note: Most of the funds are to be paid in Years 1-3, with smaller payments to follow in Years 4-6. Annual payment amounts will be determined by statewide municipal participation rate.	
Worcester	Settlement Ex. G Allocation 3.7929503518%		\$ 937,333.60
Worthington	0.0015069609%		\$ 372.41
Wrentham	0.0961794021%		\$ 23,768.35
Yarmouth	0.1308391883%		\$ 32,333.66



City of Gardner - *Executive Department*
Mayor Michael J. Nicholson

RECEIVED
2023 FEB 24 AM 8:23
CITY CLERK'S OFFICE
GARDNER, MA

February 22, 2023

Hon. Elizabeth J. Kazinskas, Council President
And City Councilors
Gardner City Hall, Rm 121
95 Pleasant St
Gardner, MA 01440

RE: Notification regarding the Status of Opioid Manufacturer Settlement Funds

Dear Madam President and Councilors,

As you are likely aware, in March of 2022, the Massachusetts Attorney General's Office under then Attorney General Maura Healey announced that cities and towns from across Massachusetts would be able to receive a financial benefit from a settlement agreement reached with different opioid manufacturers and Johnson and Johnson as an opioid distributor.

Gardner is slated to receive \$526,663.18 from this settlement between now and 2038.

To date, the City has received \$136,215.65.

This is much quicker than the initial amount that the City anticipated, due to Johnson and Johnson amending their settlement agreement to distribute the initial four (4) years' of payments upfront.

The Administration will be sending an appropriation request to the City Council so that this can be appropriated in a way that fits into the settlement restrictions for these funds by the end of the fiscal year.

Respectfully Submitted,

Michael J. Nicholson
Mayor, City of Gardner

Massachusetts State-Subdivision Agreement for Statewide Opioid Settlements

A. Statewide Opioid Settlements. As used herein, the term “**Statewide Opioid Settlements**” refers to statewide opioid settlements reached by or before January 1, 2026 between the Massachusetts Attorney General and non-bankrupt opioid industry participants, pursuant to which certain Massachusetts political subdivisions (“**Massachusetts Subdivisions**”) are eligible to participate and share in Global Settlement Abatement Funds (“**Abatement Funds**”), in exchange for releases. For avoidance of doubt, the July 2021 opioid settlements between the Massachusetts Attorney General and opioid distributors McKesson, Cardinal, AmerisourceBergen, and opioid-maker Johnson & Johnson (“**Settlements**”) are Statewide Opioid Settlements. Unless otherwise stated, the capitalized terms herein shall have the same meaning as in the Settlements.

B. Massachusetts Abatement Terms. Abatement Funds shall be used solely to supplement and strengthen, rather than supplant, resources for prevention, harm reduction, treatment, and recovery, in accordance with the purposes and subject to the requirements in the appended Massachusetts Abatement Terms.

C. Allocation of Abatement Funds to Massachusetts Subdivisions. The Massachusetts Subdivisions shall collectively be eligible to receive 40% of each Annual Payment of Abatement Funds that come into the state, allocated among them in the percentages reflected in the Settlements, so long as they timely submit Subdivision Settlement Participation Forms in the form attached to the Statewide Opioid Settlements. Participating Subdivisions may elect to share or pool the funds they receive and collaborate on abatement efforts. Participating Subdivisions may also elect to reallocate to the statewide Opioid Recovery and Remediation Fund some or all of their allocation of any Statewide Opioid Settlement with timely notice to the Settlement Administrator.

D. Allocation of Abatement Funds to Statewide Opioid Recovery and Remediation Fund. The statewide Opioid Recovery and Remediation Fund (“ORRF”) shall receive 60% of each Annual Payment of Abatement Funds as well as: (a) amounts voluntarily reallocated to it by Participating Subdivisions; (b) amounts allocated to Subdivisions that are Non-Participating Subdivisions as of a Payment Date; and (c) any other Abatement Funds not paid out pursuant to Section C. The ORRF is a Statutory Trust, as that term is defined in the Settlements, established by the legislature in 2021 to expand access to opioid use disorder, prevention, intervention, treatment and recovery options throughout Massachusetts. The ORRF is administered by the Executive Office of Health and Human Services in consultation with a 20-member state- and municipal-appointed advisory council with expertise and experience with opioid use disorder.¹

E. Consent Judgments. This Agreement will be appended to proposed Consent Judgments filed in the Massachusetts Superior Court, in an action or actions filed by the Attorney General, consistent with the Statewide Opioid Settlements and any related legislation. In the event of a



¹ Current appointees include nonprofit leaders, physicians, professors, and public officials from Amherst, Boston, Brockton, Falmouth, Framingham, Lynn, New Bedford, Pittsfield, Springfield, and Worcester. The advisory council holds public meetings every quarter about priorities for addressing the opioid epidemic in Massachusetts.

conflict between this Agreement and the Statewide Opioid Settlements, the Statewide Opioid Settlements will govern.

F. State-Subdivision Agreement. This Agreement is a State-Subdivision Agreement as forth in Exhibit O to the Settlements and shall take effect subject to the approval requirements therein.

G. Authority. The undersigned officials understand and agree to be bound by this Agreement and represent that their execution of this Agreement is voluntary and authorized.

H. Counterparts. This Agreement may be executed in counterparts, each of which constitutes an original and all of which constitute one and the same Agreement.

<p>THE COMMONWEALTH OF MASSACHUSETTS</p> <p>MAURA HEALEY ATTORNEY GENERAL</p>  <p>Office of the Attorney General One Ashburton Place Boston, MA 02108</p> <p>Date: March 4, 2022</p>	<p>Name of Participating Subdivision:</p> <p>Signature: </p> <p>Name of Signer: Michael J. Nicholson</p> <p>Title: Mayor</p> <p>Address: 95 Pleasant St Gardner, MA 01440</p> <p>Phone Number: 978-630-1495</p> <p>Email: Mayor@Gardner-MA.gov</p> <p>Date: 2/22/23</p>
---	---

MASSACHUSETTS ABATEMENT TERMS

I. STATEWIDE COMMITMENT TO ABATEMENT

The Commonwealth and its municipalities have a shared commitment to using abatement funds recovered from statewide opioid settlements to supplement and strengthen resources available to Massachusetts communities and families for substance use disorder prevention, harm reduction, treatment, and recovery in a manner that:

- ❖ reflects the input of our communities, of people who have personal experience with the opioid crisis, of experts in treatment and prevention, and of staff and organizations that are carrying out the abatement work;
- ❖ addresses disparities in existing services and outcomes and improves equity and the health of individuals and communities disadvantaged by race, wealth, and stigma, including through efforts to increase diversity among service providers;
- ❖ addresses mental health conditions, substance use disorders, and other behavior health needs that occur together with opioid use disorder (“OUD”);
- ❖ leverages programs and services already reimbursed by state agencies and programs, including direct care reimbursed by MassHealth and the state’s Bureau of Substance Addiction Services (“BSAS”); and
- ❖ encourages innovation, fills gaps and fixes shortcomings of existing approaches; supplements rather than supplants resources for prevention, harm reduction, treatment, and recovery; includes evidence-based, evidence-informed, and promising programs; and takes advantage of the flexibility that is allowed for these funds.²

This document sets forth: how abatement funds from these settlements must be used by the state and its municipalities (Sections II and III); how the state will support municipal abatement initiatives (Section IV); and state and municipal reporting requirements (Section V).

II. STATE USE OF ABATEMENT FUNDS

Abatement funds directed to the state shall be deposited into the [statewide Opioid Recovery and Remediation Fund](#) to supplement prevention, harm reduction, treatment, and recovery programs throughout Massachusetts. The Fund is overseen by the Commonwealth’s Executive Office of Health and Human Services (“EOHHS”) together with a [Council comprised of 10 municipal appointees appointed by the Massachusetts Municipal Association and 10 state](#)

² In this document, the words “fund” and “support” are used interchangeably and mean to create, expand, or sustain a program, service, or activity. References to persons with opioid use disorder are intended in a broad practical manner to address the public health crisis, rather than to require a clinical diagnosis, and they include, for example, persons who have suffered an opioid overdose. It is also understood that OUD is often accompanied by co-occurring substance use disorder or mental health conditions, and it is intended that the strategies in this document will support persons with OUD and any co-occurring SUD and mental health conditions.

[appointees](#) qualified by experience and expertise regarding opioid use disorder. Appointees serve for two years. The Council holds public meetings every quarter to identify priorities for addressing the opioid epidemic in Massachusetts.

III. MUNICIPAL USE OF ABATEMENT FUNDS

Abatement funds allocated to municipalities shall be used to implement the strategies set forth below. Municipalities are encouraged to pool abatement funds to increase their impact, including by utilizing the [Office of Local and Regional Health's Shared Service infrastructure](#). Municipal abatement funds shall not be used to fund care reimbursed by the state, including through MassHealth and BSAS, although local or area agencies or programs that provide state-reimbursed services can be supported financially in other ways that help meet the needs of their participants.

1. Opioid Use Disorder Treatment

Support and promote treatment of persons with OUD, including through programs or strategies that:

- a. Expand mobile intervention, treatment, telehealth treatment, and recovery services offered by qualified providers, including peer recovery coaches.
- b. Support evidence-based withdrawal management services for people with OUD and any co-occurring mental health conditions.
- c. Make capital expenditures to rehabilitate and expand facilities that offer treatment for OUD, in partnership with treatment providers.
- d. Treat trauma for individuals with OUD (e.g., violence, sexual assault, human trafficking, or adverse childhood experiences) and family members (e.g., surviving family members after an overdose).

2. Support People In Treatment And Recovery

Support and promote programs or strategies that:

- a. Provide comprehensive wrap-around services to individuals with OUD, including job placement, job training, or childcare.
- b. Provide access to housing for people with OUD, including supportive housing, recovery housing, housing, rent, move-in deposits, and utilities assistance programs, training for housing providers, or recovery housing programs that integrate FDA-approved medication with other support services.
- c. Rehabilitate properties appropriate for low-threshold and recovery housing, including in partnership with DHCD-funded agencies and OUD-specialized organizations.
- d. Provide peer support specialists that support people in accessing OUD treatment, trauma-informed counseling and recovery support, harm reduction services, primary healthcare,

or other services, including support for long-term recovery encompassing relapse, treatment, and continued recovery.

- e. Provide community support services, including social and legal services, to assist in deinstitutionalizing persons with OUD.
- f. Support or expand peer-recovery centers, which may include support groups, social events, computer access, or other services for persons with OUD.
- g. Provide transportation to treatment or recovery services for persons with OUD.
- h. Provide employment training or educational services for persons with OUD, such as job training, job placement, interview coaching, community college or vocational school courses, transportation to these activities, or similar supports.
- i. Increase the number and capacity of high-quality recovery programs to help people in recovery.
- j. Engage non-profits, faith-based communities, and community coalitions to support people in treatment and recovery and to support family members in their efforts to support the person with OUD in the family.
- k. Support programs for recovery in schools and/or standalone recovery high schools.
- l. Support bereaved families and frontline care providers.

3. Connections To Care

Provide connections to care for people who have, or are at risk of developing, OUD through programs or strategies that:

- a. Support the work of Emergency Medical Systems, including peer support specialists and post-overdose response teams, to connect individuals to trauma-informed treatment recovery support, harm reduction services, primary healthcare, or other appropriate services following an opioid overdose or other opioid-related adverse event.
- b. Support school-based services related to OUD, such as school-based contacts that parents can engage with to seek immediate treatment services for their child; and support prevention, intervention, treatment, and recovery programs focused on young people. This should include alternatives to suspension or interaction with school resource officers such as restorative justice approaches.
- c. Fund services or training to encourage early identification and intervention for families, children, or adolescents who may be struggling with use of drugs or mental health conditions, including peer-based programs and Youth Mental Health First Aid. Training programs may target families, caregivers, school staff, peers, neighbors, health or human services professionals, or others in contact with children or adolescents.

- d. Include Fire Department partnerships such as Safe Stations.³

4. Harm Reduction

Support efforts to prevent overdose deaths or other opioid-related harms through strategies that:

- a. Increase availability of naloxone and other drugs that treat overdoses for first responders,⁴ overdose patients, individuals with OUD and their friends and family, schools, community-based organizations, community navigators and outreach workers, persons being released from jail or prison, or the public.
- b. Provide training and education regarding naloxone and other drugs that treat overdoses.
- c. “Naloxone Plus” strategies to ensure that individuals who receive naloxone to reverse an overdose are linked to treatment programs or other appropriate services.
- d. Approve and fund syringe service programs and other programs to reduce harms associated with drug use, including supplies, staffing, space, peer support services, referrals to treatment, fentanyl checking, syringe collection and disposal, connections to care, and the full range of harm reduction and treatment services provided by these programs.
- e. Support mobile units that offer or provide referrals to harm reduction services, treatment, recovery supports, primary and behavioral health care, recovery support, or other appropriate services to persons with OUD.
- f. Promote efforts to train health care providers, students, peer recovery coaches, recovery outreach specialists, or other professionals that provide care to persons who use opioids or persons with OUD in crisis training and harm reduction strategies.
- g. Active outreach strategies such as the Drug Abuse Response Team model or the Post Overdose Support Team model.
- h. Provide outreach and services for people who use drugs and are not yet in treatment, including services that build relationships with and support for people with OUD.

5. Address The Needs Of Criminal-Justice-Involved Persons

Support diversion and deflection programs and strategies for criminal-justice-involved persons with OUD, including:

- a. Programs, that connect individuals involved in the criminal justice system and upon release from jail or prison to OUD harm reduction services, treatment, recovery support, primary healthcare, prevention, legal support, or other supports, or that provide these

³ Safe Stations currently operate in Fall River and Revere. *See, e.g.,* <https://www.mma.org/fall-river-fire-stations-become-safe-stations-for-people-seeking-addiction-treatment/>.

⁴ Municipalities can purchase discounted naloxone kits from the State Office of Pharmacy Services. *See* <https://www.mass.gov/service-details/bulk-purchasing-of-naloxone>.

services.

- b. Co-responder and/or alternative responder models to address OUD-related 911 calls with greater OUD expertise.
- c. Public safety-led diversion strategies such as the Law Enforcement Assisted Diversion model.
- d. Participate in membership organizations such as the Police Assisted Addiction Recovery Initiative for training and networking and utilize law enforcement training opportunities such as the Safety and Health Integration in the Enforcement of Laws on Drugs (SHIELD) model.⁵

6. Support Pregnant Or Parenting Women And Their Families, Including Babies With Neonatal Abstinence Syndrome

Support pregnant or parenting women with OUD and their families, including babies with neonatal abstinence syndrome, through programs or strategies that provide family supports or childcare services for parents with OUD, including supporting programs such as:

- a. FIRST Steps Together, a home visiting program for parents in recovery that currently has seven sites serving cities and towns across the state;
- b. Pregnant/post-partum and family residential treatment programs, including and in addition to the eight family residential treatment programs currently funded by DPH; and
- c. the Moms Do Care recovery support program that has grown from two to ten programs in the state.

7. Prevent Misuse Of Opioids And Implement Prevention Education

Support efforts to prevent misuse of opioids through strategies that:

- a. Support programs, policies, and practices that have demonstrated effectiveness in preventing drug misuse among youth. These strategies can be found at a number of existing evidence-based registries such as Blueprints for Health Youth Development (<https://www.blueprintsprograms.org/>).
- b. Support community coalitions in developing and implementing a comprehensive strategic plan for substance misuse prevention. There are a number of evidence based models for strategic planning to consider including but not limited to the Strategic Prevention Framework developed by the U.S. Substance Abuse and Mental Health Services Administration (<https://www.samhsa.gov/sites/default/files/20190620-samhsa-strategic-prevention-framework-guide.pdf>) and Communities That Care developed by the University of Washington (<https://www.communitiesthatcare.net/programs/ctc-plus/>).
- c. Engage a robust multi-sector coalition of stakeholders in both the development and implementation of the above stated strategic plan (<https://www.prevention->

⁵ See <https://paariusa.org>

[first.org/centers/center-for-community-engagement/about-this-center/](https://www.first.org/centers/center-for-community-engagement/about-this-center/)).

- d. Support community-based education or intervention services for families, youth, and adolescents at risk for OUD.
- e. Support greater access to mental health services and supports for young people, including services provided in school and in the community to address mental health needs in young people that (when not addressed) increase the risk of opioid or another drug misuse.
- f. Initiate, enhance, and sustain local youth health assessment through the implementation of a validated survey tool to develop localized strategic plans that will inform the best ways to institute or enhance strategies to reduce and prevent youth substance misuse, including mental health services and supports for young people, intervention services for families, and youth-focused programs, policies, and practices that have demonstrated effectiveness in reducing and preventing drug misuse.

IV. STATE SUPPORT FOR MUNICIPAL ABATEMENT AND INTER-MUNICIPAL COLLABORATION

EOHHS and the Department of Public Health (DPH), including through its [Office of Local and Regional Health](#) (OLRH), will support municipal abatement initiatives by providing strategic guidance to help Massachusetts municipalities select and implement abatement strategies and [effectively pool their resources through inter-municipal Shared Service Agreements](#), as well as other technical assistance. By pooling resources, functions, and expertise, a consortium of cities and towns can expand the public health protections and services they offer residents.

In addition, EOHHS/DPH will collect information regarding municipal abatement and publish an annual report to provide the public with information about the municipal abatement work and to highlight effective strategies, lessons learned, and opportunities for further progress. The support for municipal abatement described in this Section IV will be funded by the state abatement funds described in Section II, above.

V. REPORTING AND RECORD-KEEPING REQUIREMENTS

A. STATE REPORTING. Annually, not later than October 1, the secretary of EOHHS shall file a report on the activity, revenue and expenditures to and from the statewide Opioid Recovery and Remediation Fund in the prior fiscal year with the clerks of the senate and the house of representatives, the house and senate committees on ways and means and the joint committee on mental health, substance use and recovery and made available on the executive office of health and human services' public website. The report shall include, but not be limited to: revenue credited to the fund; expenditures attributable to the administrative costs of the executive office; an itemized list of the funds expended from the fund; data and an assessment of how well resources have been directed to vulnerable and under-served communities. EOHHS filed its [first Annual Report](#) on October 1, 2021.

B. MUNICIPAL REPORTING. Cities and towns that receive annual abatement distributions of \$35,000⁶ or more, whether individually or pooled through OLRH Shared Service arrangements, will be required to submit annual reports of their Municipal Abatement Fund expenditures in the prior fiscal year to EOHHS, starting in FY2023. The reports shall include, but not be limited to: municipal abatement funds received; an itemized list of the funds expended for abatement and administrative costs, if applicable; the unexpended balance; a brief description of the funded abatement strategies and efforts to direct resources to vulnerable and under-served communities. Additional reporting-related guidance shall be provided. All municipalities must: maintain, for a period of at least 5 years after funds are received, documents sufficient to reflect that Municipal Abatement Funds were utilized for the Municipal Abatement Strategies listed herein.⁷

⁶ EOHHS retains the right to modify this reporting threshold.

⁷ Nothing in this document reduces obligations under public records law.

Massachusetts Statewide Opioid Settlements
Massachusetts Municipal Opioid Abatement Payments as of Nov. 4, 2022

Gardner	Distributor Payment Year 1	\$22,498.64	7/15/2022
Gardner	Distributor Payment Year 2	\$23,644.97	9/30/2022
Gardner	Janssen Payment Year 1	\$8,009.66	11/2/2022
Gardner	Janssen Payment Year 2	\$18,686.70	11/2/2022
Gardner	Janssen Payment Year 3	\$14,956.42	11/2/2022
Gardner	Janssen Payment Year 4	\$22,965	11/2/2022
Gardner	Janssen Payment Year 5	\$25,454.26	11/2/2022
Georgetown	Distributor Payment Year 1	\$9,940.94	7/15/2022
Georgetown	Distributor Payment Year 2	\$10,447.45	9/30/2022
Georgetown	Janssen Payment Year 1	\$3,539.04	11/2/2022
Georgetown	Janssen Payment Year 2	\$8,256.65	11/2/2022
Georgetown	Janssen Payment Year 3	\$6,608.44	11/2/2022
Georgetown	Janssen Payment Year 4	\$10,147	11/2/2022
Georgetown	Janssen Payment Year 5	\$11,246.87	11/2/2022
Gill	Distributor Payment Year 1	\$235.85	7/15/2022
Gill	Distributor Payment Year 2	\$247.87	9/30/2022
Gill	Janssen Payment Year 1	\$83.96	11/2/2022
Gill	Janssen Payment Year 2	\$195.89	11/2/2022
Gill	Janssen Payment Year 3	\$156.79	11/2/2022
Gill	Janssen Payment Year 4	\$240.74	11/2/2022
Gill	Janssen Payment Year 5	\$266.84	11/2/2022
Gloucester	Distributor Payment Year 1	\$30,815.88	7/15/2022
Gloucester	Distributor Payment Year 2	\$32,385.99	9/30/2022
Gloucester	Janssen Payment Year 1	\$10,970.65	11/2/2022
Gloucester	Janssen Payment Year 2	\$25,594.75	11/2/2022
Gloucester	Janssen Payment Year 3	\$20,485.47	11/2/2022
Gloucester	Janssen Payment Year 4	\$31,454.65	11/2/2022
Gloucester	Janssen Payment Year 5	\$34,864.13	11/2/2022
Goshen	Distributor Payment Year 1	\$150.44	7/15/2022
Goshen	Distributor Payment Year 2	\$158.11	9/30/2022
Goshen	Janssen Payment Year 1	\$53.56	11/2/2022
Goshen	Janssen Payment Year 2	\$124.95	11/2/2022
Goshen	Janssen Payment Year 3	\$100.01	11/2/2022
Goshen	Janssen Payment Year 4	\$153.56	11/2/2022
Goshen	Janssen Payment Year 5	\$170.20	11/2/2022
Gosnold	Distributor Payment Year 1	\$85.05	7/29/2022
Gosnold	Distributor Payment Year 2	\$89.38	9/30/2022
Gosnold	Janssen Payment Year 1	\$30.28	11/2/2022
Gosnold	Janssen Payment Year 2	\$70.64	11/2/2022
Gosnold	Janssen Payment Year 3	\$56.54	11/2/2022
Gosnold	Janssen Payment Year 4	\$86.81	11/2/2022
Gosnold	Janssen Payment Year 5	\$96.22	11/2/2022
Grafton	Distributor Payment Year 1	\$20,361.11	8/31/2022
Grafton	Distributor Payment Year 2	\$21,398.53	9/30/2022

Massachusetts Statewide Opioid Settlements
Massachusetts Municipal Opioid Abatement Payments as of Nov. 4, 2022

Grafton	Janssen Payment Year 1	\$20,378.64	11/2/2022
Granby	Distributor Payment Year 1	\$10,381.17	7/15/2022
Granby	Distributor Payment Year 2	\$10,910.10	9/30/2022
Granby	Janssen Payment Year 1	\$3,695.76	11/2/2022
Granby	Janssen Payment Year 2	\$8,622.29	11/2/2022
Granby	Janssen Payment Year 3	\$6,901.09	11/2/2022
Granby	Janssen Payment Year 4	\$10,596.36	11/2/2022
Granby	Janssen Payment Year 5	\$11,744.93	11/2/2022
Granville	Distributor Payment Year 1	\$1,502.95	11/2/2022
Granville	Distributor Payment Year 2	\$1,579.53	11/2/2022
Granville	Janssen Payment Year 1	\$535.06	11/2/2022
Granville	Janssen Payment Year 2	\$1,248.31	11/2/2022
Granville	Janssen Payment Year 3	\$999.12	11/2/2022
Granville	Janssen Payment Year 4	\$1,534.11	11/2/2022
Granville	Janssen Payment Year 5	\$1,700.39	11/2/2022
Great Barrington	Distributor Payment Year 1	\$1,743.58	8/15/2022
Great Barrington	Distributor Payment Year 2	\$1,832.42	9/30/2022
Great Barrington	Janssen Payment Year 1	\$620.73	11/2/2022
Great Barrington	Janssen Payment Year 2	\$1,448.16	11/2/2022
Great Barrington	Janssen Payment Year 3	\$1,159.08	11/2/2022
Great Barrington	Janssen Payment Year 4	\$1,779.72	11/2/2022
Great Barrington	Janssen Payment Year 5	\$1,972.63	11/2/2022
Greenfield	Distributor Payment Year 1	\$33,032.56	7/15/2022
Greenfield	Distributor Payment Year 2	\$34,715.62	9/30/2022
Greenfield	Janssen Payment Year 1	\$11,759.81	11/2/2022
Greenfield	Janssen Payment Year 2	\$27,435.86	11/2/2022
Greenfield	Janssen Payment Year 3	\$21,959.05	11/2/2022
Greenfield	Janssen Payment Year 4	\$33,717.28	11/2/2022
Greenfield	Janssen Payment Year 5	\$37,372.02	11/2/2022
Groton	Distributor Payment Year 1	\$824.27	8/15/2022
Groton	Distributor Payment Year 2	\$866.27	9/30/2022
Groton	Janssen Payment Year 1	\$293.45	11/2/2022
Groton	Janssen Payment Year 2	\$684.62	11/2/2022
Groton	Janssen Payment Year 3	\$547.95	11/2/2022
Groton	Janssen Payment Year 4	\$841.36	11/2/2022
Groton	Janssen Payment Year 5	\$932.56	11/2/2022
Groveland	Distributor Payment Year 1	\$800.07	7/15/2022
Groveland	Distributor Payment Year 2	\$840.84	9/30/2022
Groveland	Janssen Payment Year 1	\$284.83	11/2/2022
Groveland	Janssen Payment Year 2	\$664.52	11/2/2022
Groveland	Janssen Payment Year 3	\$531.86	11/2/2022
Groveland	Janssen Payment Year 4	\$816.66	11/2/2022
Groveland	Janssen Payment Year 5	\$905.18	11/2/2022
Hadley	Distributor Payment Year 1	\$7,571.11	8/15/2022

Massachusetts Statewide Opioid Settlements
Massachusetts Municipal Opioid Abatement Payments as of Nov. 4, 2022

Hadley	Distributor Payment Year 2	\$7,956.86	9/30/2022
Hadley	Janssen Payment Year 1	\$2,695.36	11/2/2022
Hadley	Janssen Payment Year 2	\$6,288.34	11/2/2022
Hadley	Janssen Payment Year 3	\$5,033.04	11/2/2022
Hadley	Janssen Payment Year 4	\$7,728.04	11/2/2022
Hadley	Janssen Payment Year 5	\$8,565.72	11/2/2022
Halifax	Distributor Payment Year 1	\$5,434.26	7/15/2022
Halifax	Distributor Payment Year 2	\$5,711.14	9/30/2022
Halifax	Janssen Payment Year 1	\$1,934.63	11/2/2022
Halifax	Janssen Payment Year 2	\$4,513.53	11/2/2022
Halifax	Janssen Payment Year 3	\$3,612.53	11/2/2022
Halifax	Janssen Payment Year 4	\$5,546.90	11/2/2022
Halifax	Janssen Payment Year 5	\$6,148.15	11/2/2022
Hamilton	Distributor Payment Year 1	\$1,086.41	8/15/2022
Hamilton	Distributor Payment Year 2	\$1,141.77	9/30/2022
Hamilton	Janssen Payment Year 1	\$386.77	11/2/2022
Hamilton	Janssen Payment Year 2	\$902.34	11/2/2022
Hamilton	Janssen Payment Year 3	\$722.21	11/2/2022
Hamilton	Janssen Payment Year 4	\$1,108.93	11/2/2022
Hamilton	Janssen Payment Year 5	\$1,229.13	11/2/2022
Hampden	Distributor Payment Year 1	\$631.31	8/15/2022
Hampden	Distributor Payment Year 2	\$663.48	9/30/2022
Hampden	Janssen Payment Year 1	\$224.75	11/2/2022
Hampden	Janssen Payment Year 2	\$524.35	11/2/2022
Hampden	Janssen Payment Year 3	\$419.68	11/2/2022
Hampden	Janssen Payment Year 4	\$644.40	11/2/2022
Hampden	Janssen Payment Year 5	\$714.25	11/2/2022
Hancock	Distributor Payment Year 1	\$584.88	8/31/2022
Hancock	Distributor Payment Year 2	\$614.68	9/30/2022
Hancock	Janssen Payment Year 1	\$208.22	11/2/2022
Hancock	Janssen Payment Year 2	\$485.78	11/2/2022
Hancock	Janssen Payment Year 3	\$388.81	11/2/2022
Hancock	Janssen Payment Year 4	\$597	11/2/2022
Hancock	Janssen Payment Year 5	\$661.71	11/2/2022
Hanover	Distributor Payment Year 1	\$21,763.97	7/15/2022
Hanover	Distributor Payment Year 2	\$22,872.87	9/30/2022
Hanover	Janssen Payment Year 1	\$7,748.11	11/2/2022
Hanover	Janssen Payment Year 2	\$18,076.51	11/2/2022
Hanover	Janssen Payment Year 3	\$14,468.03	11/2/2022
Hanover	Janssen Payment Year 4	\$22,215.11	11/2/2022
Hanover	Janssen Payment Year 5	\$24,623.08	11/2/2022
Hanson	Distributor Payment Year 1	\$2,235.94	7/15/2022
Hanson	Distributor Payment Year 2	\$2,349.86	9/30/2022
Hanson	Janssen Payment Year 1	\$796.01	11/2/2022

Massachusetts Statewide Opioid Settlements
Massachusetts Municipal Opioid Abatement Payments as of Nov. 4, 2022

Hanson	Janssen Payment Year 2	\$1,857.10	11/2/2022
Hanson	Janssen Payment Year 3	\$1,486.38	11/2/2022
Hanson	Janssen Payment Year 4	\$2,282.29	11/2/2022
Hanson	Janssen Payment Year 5	\$2,529.67	11/2/2022
Harvard	Distributor Payment Year 1	\$12,022.41	7/15/2022
Harvard	Distributor Payment Year 2	\$12,634.97	9/30/2022
Harvard	Janssen Payment Year 1	\$4,280.06	11/2/2022
Harvard	Janssen Payment Year 2	\$9,985.46	11/2/2022
Harvard	Janssen Payment Year 3	\$7,992.14	11/2/2022
Harvard	Janssen Payment Year 4	\$12,271.62	11/2/2022
Harvard	Janssen Payment Year 5	\$13,601.78	11/2/2022
Harwich	Distributor Payment Year 1	\$20,919.13	8/31/2022
Harwich	Distributor Payment Year 2	\$21,984.98	9/30/2022
Harwich	Janssen Payment Year 1	\$20,937.14	11/2/2022
Hatfield	Distributor Payment Year 1	\$4,582.09	7/29/2022
Hatfield	Distributor Payment Year 2	\$4,815.56	9/30/2022
Hatfield	Janssen Payment Year 1	\$1,631.25	11/2/2022
Hatfield	Janssen Payment Year 2	\$3,805.75	11/2/2022
Hatfield	Janssen Payment Year 3	\$3,046.04	11/2/2022
Hatfield	Janssen Payment Year 4	\$4,677.07	11/2/2022
Hatfield	Janssen Payment Year 5	\$5,184.04	11/2/2022
Haverhill	Distributor Payment Year 1	\$59,470.94	8/31/2022
Haverhill	Distributor Payment Year 2	\$62,501.06	9/30/2022
Haverhill	Janssen Payment Year 1	\$21,172.04	11/2/2022
Haverhill	Janssen Payment Year 2	\$49,394.79	11/2/2022
Haverhill	Janssen Payment Year 3	\$39,534.49	11/2/2022
Haverhill	Janssen Payment Year 4	\$60,703.68	11/2/2022
Haverhill	Janssen Payment Year 5	\$67,283.58	11/2/2022
Heath	Distributor Payment Year 1	\$86.11	7/15/2022
Heath	Distributor Payment Year 2	\$90.49	9/30/2022
Heath	Janssen Payment Year 1	\$30.65	11/2/2022
Heath	Janssen Payment Year 2	\$71.52	11/2/2022
Heath	Janssen Payment Year 3	\$57.24	11/2/2022
Heath	Janssen Payment Year 4	\$87.89	11/2/2022
Heath	Janssen Payment Year 5	\$97.42	11/2/2022
Hingham	Distributor Payment Year 1	\$35,265.99	7/15/2022
Hingham	Distributor Payment Year 2	\$37,062.84	9/30/2022
Hingham	Janssen Payment Year 1	\$12,554.92	11/2/2022
Hingham	Janssen Payment Year 2	\$29,290.88	11/2/2022
Hingham	Janssen Payment Year 3	\$23,443.77	11/2/2022
Hingham	Janssen Payment Year 4	\$35,997.01	11/2/2022
Hingham	Janssen Payment Year 5	\$39,898.85	11/2/2022
Hinsdale	Distributor Payment Year 1	\$270.33	8/15/2022
Hinsdale	Distributor Payment Year 2	\$284.11	9/30/2022

Massachusetts Statewide Opioid Settlements
Massachusetts Municipal Opioid Abatement Payments as of Nov. 4, 2022

Hinsdale	Janssen Payment Year 1	\$96.24	11/2/2022
Hinsdale	Janssen Payment Year 2	\$224.53	11/2/2022
Hinsdale	Janssen Payment Year 3	\$179.71	11/2/2022
Hinsdale	Janssen Payment Year 4	\$275.94	11/2/2022
Hinsdale	Janssen Payment Year 5	\$305.85	11/2/2022
Holbrook	Distributor Payment Year 1	\$8,928.39	8/15/2022
Holbrook	Distributor Payment Year 2	\$9,383.30	9/30/2022
Holbrook	Janssen Payment Year 1	\$3,178.56	11/2/2022
Holbrook	Janssen Payment Year 2	\$7,415.65	11/2/2022
Holbrook	Janssen Payment Year 3	\$5,935.32	11/2/2022
Holbrook	Janssen Payment Year 4	\$9,113.46	11/2/2022
Holbrook	Janssen Payment Year 5	\$10,101.30	11/2/2022
Holden	Distributor Payment Year 1	\$2,510.51	7/15/2022
Holden	Distributor Payment Year 2	\$2,638.42	9/30/2022
Holden	Janssen Payment Year 1	\$893.76	11/2/2022
Holden	Janssen Payment Year 2	\$2,085.15	11/2/2022
Holden	Janssen Payment Year 3	\$1,668.91	11/2/2022
Holden	Janssen Payment Year 4	\$2,562.54	11/2/2022
Holden	Janssen Payment Year 5	\$2,840.31	11/2/2022
Holliston	Distributor Payment Year 1	\$12,212.64	7/15/2022
Holliston	Distributor Payment Year 2	\$12,834.89	9/30/2022
Holliston	Janssen Payment Year 1	\$4,347.78	11/2/2022
Holliston	Janssen Payment Year 2	\$10,143.45	11/2/2022
Holliston	Janssen Payment Year 3	\$8,118.59	11/2/2022
Holliston	Janssen Payment Year 4	\$12,465.79	11/2/2022
Holliston	Janssen Payment Year 5	\$13,817	11/2/2022
Holyoke	Distributor Payment Year 1	\$70,584.64	7/15/2022
Holyoke	Distributor Payment Year 2	\$74,181.02	9/30/2022
Holyoke	Janssen Payment Year 1	\$25,128.59	11/2/2022
Holyoke	Janssen Payment Year 2	\$58,625.50	11/2/2022
Holyoke	Janssen Payment Year 3	\$46,922.55	11/2/2022
Holyoke	Janssen Payment Year 4	\$72,047.76	11/2/2022
Holyoke	Janssen Payment Year 5	\$79,857.28	11/2/2022
Hopedale	Distributor Payment Year 1	\$10,022.47	7/15/2022
Hopedale	Distributor Payment Year 2	\$10,533.12	9/30/2022
Hopedale	Janssen Payment Year 1	\$3,568.06	11/2/2022
Hopedale	Janssen Payment Year 2	\$8,324.36	11/2/2022
Hopedale	Janssen Payment Year 3	\$6,662.63	11/2/2022
Hopedale	Janssen Payment Year 4	\$10,230.22	11/2/2022
Hopedale	Janssen Payment Year 5	\$11,339.11	11/2/2022
Hopkinton	Distributor Payment Year 1	\$14,807.70	7/15/2022
Hopkinton	Distributor Payment Year 2	\$15,562.17	9/30/2022
Hopkinton	Janssen Payment Year 1	\$14,820.45	11/2/2022
Hubbardston	Distributor Payment Year 1	\$559.78	10/17/2022

Massachusetts Statewide Opioid Settlements
Massachusetts Municipal Opioid Abatement Payments as of Nov. 4, 2022

Hubbardston	Distributor Payment Year 2	\$588.30	10/17/2022
Hubbardston	Janssen Payment Year 1	\$199.29	11/2/2022
Hubbardston	Janssen Payment Year 2	\$464.94	11/2/2022
Hubbardston	Janssen Payment Year 3	\$372.13	11/2/2022
Hubbardston	Janssen Payment Year 4	\$571.39	11/2/2022
Hubbardston	Janssen Payment Year 5	\$633.32	11/2/2022
Hudson	Distributor Payment Year 1	\$14,566.67	7/15/2022
Hudson	Distributor Payment Year 2	\$15,308.86	9/30/2022
Hudson	Janssen Payment Year 1	\$5,185.83	11/2/2022
Hudson	Janssen Payment Year 2	\$12,098.65	11/2/2022
Hudson	Janssen Payment Year 3	\$9,683.49	11/2/2022
Hudson	Janssen Payment Year 4	\$14,868.62	11/2/2022
Hudson	Janssen Payment Year 5	\$16,480.28	11/2/2022
Hull	Distributor Payment Year 1	\$14,276.94	8/15/2022
Hull	Distributor Payment Year 2	\$15,004.37	9/30/2022
Hull	Janssen Payment Year 1	\$5,082.68	11/2/2022
Hull	Janssen Payment Year 2	\$11,858	11/2/2022
Hull	Janssen Payment Year 3	\$9,490.88	11/2/2022
Hull	Janssen Payment Year 4	\$14,572.88	11/2/2022
Hull	Janssen Payment Year 5	\$16,152.49	11/2/2022
Huntington	Distributor Payment Year 1	\$193.99	7/15/2022
Huntington	Distributor Payment Year 2	\$203.87	9/30/2022
Huntington	Janssen Payment Year 1	\$69.06	11/2/2022
Huntington	Janssen Payment Year 2	\$161.12	11/2/2022
Huntington	Janssen Payment Year 3	\$128.96	11/2/2022
Huntington	Janssen Payment Year 4	\$198.01	11/2/2022
Huntington	Janssen Payment Year 5	\$219.47	11/2/2022
Ipswich	Distributor Payment Year 1	\$15,188.36	7/15/2022
Ipswich	Distributor Payment Year 2	\$15,962.23	9/30/2022
Ipswich	Janssen Payment Year 1	\$5,407.15	11/2/2022
Ipswich	Janssen Payment Year 2	\$12,615	11/2/2022
Ipswich	Janssen Payment Year 3	\$10,096.77	11/2/2022
Ipswich	Janssen Payment Year 4	\$15,503.20	11/2/2022
Ipswich	Janssen Payment Year 5	\$17,183.64	11/2/2022
Kingston	Distributor Payment Year 1	\$10,001.09	8/15/2022
Kingston	Distributor Payment Year 2	\$10,510.65	9/30/2022
Kingston	Janssen Payment Year 1	\$10,009.70	11/2/2022
Lakeville	Distributor Payment Year 1	\$1,476.95	8/15/2022
Lakeville	Distributor Payment Year 2	\$1,552.20	9/30/2022
Lakeville	Janssen Payment Year 1	\$525.80	11/2/2022
Lakeville	Janssen Payment Year 2	\$1,226.71	11/2/2022
Lakeville	Janssen Payment Year 3	\$981.83	11/2/2022
Lakeville	Janssen Payment Year 4	\$1,507.56	11/2/2022
Lakeville	Janssen Payment Year 5	\$1,670.97	11/2/2022

Massachusetts Statewide Opioid Settlements
Massachusetts Municipal Opioid Abatement Payments as of Nov. 4, 2022

Lancaster	Distributor Payment Year 1	\$851.98	7/15/2022
Lancaster	Distributor Payment Year 2	\$895.39	9/30/2022
Lancaster	Janssen Payment Year 1	\$852.72	11/2/2022
Lanesborough	Distributor Payment Year 1	\$4,201.26	7/15/2022
Lanesborough	Distributor Payment Year 2	\$4,415.32	9/30/2022
Lanesborough	Janssen Payment Year 1	\$1,495.67	11/2/2022
Lanesborough	Janssen Payment Year 2	\$3,489.44	11/2/2022
Lanesborough	Janssen Payment Year 3	\$2,792.87	11/2/2022
Lanesborough	Janssen Payment Year 4	\$4,288.34	11/2/2022
Lanesborough	Janssen Payment Year 5	\$4,753.17	11/2/2022
Lawrence	Distributor Payment Year 1	\$107,789.35	8/15/2022
Lawrence	Distributor Payment Year 2	\$113,281.35	9/30/2022
Lawrence	Janssen Payment Year 1	\$38,373.70	11/2/2022
Lawrence	Janssen Payment Year 2	\$89,526.62	11/2/2022
Lawrence	Janssen Payment Year 3	\$71,655.11	11/2/2022
Lawrence	Janssen Payment Year 4	\$110,023.66	11/2/2022
Lawrence	Janssen Payment Year 5	\$121,949.52	11/2/2022
Lee	Distributor Payment Year 1	\$11,093.96	7/15/2022
Lee	Distributor Payment Year 2	\$11,659.21	9/30/2022
Lee	Janssen Payment Year 1	\$3,949.52	11/2/2022
Lee	Janssen Payment Year 2	\$9,214.31	11/2/2022
Lee	Janssen Payment Year 3	\$7,374.93	11/2/2022
Lee	Janssen Payment Year 4	\$11,323.92	11/2/2022
Lee	Janssen Payment Year 5	\$12,551.36	11/2/2022
Leicester	Distributor Payment Year 1	\$14,068.43	7/15/2022
Leicester	Distributor Payment Year 2	\$14,785.23	9/30/2022
Leicester	Janssen Payment Year 1	\$5,008.45	11/2/2022
Leicester	Janssen Payment Year 2	\$11,684.82	11/2/2022
Leicester	Janssen Payment Year 3	\$9,352.27	11/2/2022
Leicester	Janssen Payment Year 4	\$14,360.05	11/2/2022
Leicester	Janssen Payment Year 5	\$15,916.59	11/2/2022
Lenox	Distributor Payment Year 1	\$11,754.50	7/15/2022
Lenox	Distributor Payment Year 2	\$12,353.41	9/30/2022
Lenox	Janssen Payment Year 1	\$4,184.68	11/2/2022
Lenox	Janssen Payment Year 2	\$9,762.94	11/2/2022
Lenox	Janssen Payment Year 3	\$7,814.04	11/2/2022
Lenox	Janssen Payment Year 4	\$11,998.15	11/2/2022
Lenox	Janssen Payment Year 5	\$13,298.68	11/2/2022
Leominster	Distributor Payment Year 1	\$57,715.15	7/15/2022
Leominster	Distributor Payment Year 2	\$60,655.81	9/30/2022
Leominster	Janssen Payment Year 1	\$20,546.97	11/2/2022
Leominster	Janssen Payment Year 2	\$47,936.49	11/2/2022
Leominster	Janssen Payment Year 3	\$38,367.30	11/2/2022
Leominster	Janssen Payment Year 4	\$58,911.51	11/2/2022

Massachusetts Statewide Opioid Settlements
Massachusetts Municipal Opioid Abatement Payments as of Nov. 4, 2022

Leominster	Janssen Payment Year 5	\$65,297.14	11/2/2022
Leverett	Distributor Payment Year 1	\$2,887.33	7/15/2022
Leverett	Distributor Payment Year 2	\$3,034.45	9/30/2022
Leverett	Janssen Payment Year 1	\$1,027.91	11/2/2022
Leverett	Janssen Payment Year 2	\$2,398.13	11/2/2022
Leverett	Janssen Payment Year 3	\$1,919.41	11/2/2022
Leverett	Janssen Payment Year 4	\$2,947.18	11/2/2022
Leverett	Janssen Payment Year 5	\$3,266.64	11/2/2022
Lexington	Distributor Payment Year 1	\$37,180.94	7/15/2022
Lexington	Distributor Payment Year 2	\$39,075.35	9/30/2022
Lexington	Janssen Payment Year 1	\$13,236.65	11/2/2022
Lexington	Janssen Payment Year 2	\$30,881.38	11/2/2022
Lexington	Janssen Payment Year 3	\$24,716.77	11/2/2022
Lexington	Janssen Payment Year 4	\$37,951.64	11/2/2022
Lexington	Janssen Payment Year 5	\$42,065.36	11/2/2022
Leyden	Distributor Payment Year 1	\$56.16	7/29/2022
Leyden	Distributor Payment Year 2	\$59.02	9/30/2022
Leyden	Janssen Payment Year 1	\$19.99	11/2/2022
Leyden	Janssen Payment Year 2	\$46.64	11/2/2022
Leyden	Janssen Payment Year 3	\$37.33	11/2/2022
Leyden	Janssen Payment Year 4	\$57.32	11/2/2022
Leyden	Janssen Payment Year 5	\$63.53	11/2/2022
Lincoln	Distributor Payment Year 1	\$8,030.93	11/2/2022
Lincoln	Distributor Payment Year 2	\$8,440.12	11/2/2022
Lincoln	Janssen Payment Year 1	\$2,859.06	11/2/2022
Lincoln	Janssen Payment Year 2	\$6,670.25	11/2/2022
Lincoln	Janssen Payment Year 3	\$5,338.72	11/2/2022
Lincoln	Janssen Payment Year 4	\$8,197.40	11/2/2022
Lincoln	Janssen Payment Year 5	\$9,085.95	11/2/2022
Littleton	Distributor Payment Year 1	\$7,621.78	7/15/2022
Littleton	Distributor Payment Year 2	\$8,010.12	9/30/2022
Littleton	Janssen Payment Year 1	\$2,713.40	11/2/2022
Littleton	Janssen Payment Year 2	\$6,330.43	11/2/2022
Littleton	Janssen Payment Year 3	\$5,066.73	11/2/2022
Littleton	Janssen Payment Year 4	\$7,779.77	11/2/2022
Littleton	Janssen Payment Year 5	\$8,623.05	11/2/2022
Longmeadow	Distributor Payment Year 1	\$21,852.49	8/15/2022
Longmeadow	Distributor Payment Year 2	\$22,965.90	9/30/2022
Longmeadow	Janssen Payment Year 1	\$7,779.63	11/2/2022
Longmeadow	Janssen Payment Year 2	\$18,150.03	11/2/2022
Longmeadow	Janssen Payment Year 3	\$14,526.88	11/2/2022
Longmeadow	Janssen Payment Year 4	\$22,305.46	11/2/2022
Longmeadow	Janssen Payment Year 5	\$24,723.23	11/2/2022
Lowell	Distributor Payment Year 1	\$74,804.65	7/29/2022

Massachusetts Statewide Opioid Settlements
Massachusetts Municipal Opioid Abatement Payments as of Nov. 4, 2022

Lowell	Distributor Payment Year 2	\$78,616.04	9/30/2022
Lowell	Janssen Payment Year 1	\$26,630.93	11/2/2022
Lowell	Janssen Payment Year 2	\$62,130.51	11/2/2022
Lowell	Janssen Payment Year 3	\$49,727.88	11/2/2022
Lowell	Janssen Payment Year 4	\$76,355.24	11/2/2022
Lowell	Janssen Payment Year 5	\$84,631.66	11/2/2022
Ludlow	Distributor Payment Year 1	\$22,221.73	7/15/2022
Ludlow	Distributor Payment Year 2	\$23,353.96	9/30/2022
Ludlow	Janssen Payment Year 1	\$7,911.08	11/2/2022
Ludlow	Janssen Payment Year 2	\$18,456.71	11/2/2022
Ludlow	Janssen Payment Year 3	\$14,772.34	11/2/2022
Ludlow	Janssen Payment Year 4	\$22,682.36	11/2/2022
Ludlow	Janssen Payment Year 5	\$25,140.98	11/2/2022
Lunenburg	Distributor Payment Year 1	\$13,996.49	7/29/2022
Lunenburg	Distributor Payment Year 2	\$14,709.62	9/30/2022
Lunenburg	Janssen Payment Year 1	\$4,982.84	11/2/2022
Lunenburg	Janssen Payment Year 2	\$11,625.06	11/2/2022
Lunenburg	Janssen Payment Year 3	\$9,304.44	11/2/2022
Lunenburg	Janssen Payment Year 4	\$14,286.61	11/2/2022
Lunenburg	Janssen Payment Year 5	\$15,835.19	11/2/2022
Lynn	Distributor Payment Year 1	\$116,252.19	7/15/2022
Lynn	Distributor Payment Year 2	\$122,175.38	9/30/2022
Lynn	Janssen Payment Year 1	\$41,386.52	11/2/2022
Lynn	Janssen Payment Year 2	\$96,555.60	11/2/2022
Lynn	Janssen Payment Year 3	\$77,280.95	11/2/2022
Lynn	Janssen Payment Year 4	\$118,661.92	11/2/2022
Lynn	Janssen Payment Year 5	\$131,524.12	11/2/2022
Lynnfield	Distributor Payment Year 1	\$17,039.90	9/15/2022
Lynnfield	Distributor Payment Year 2	\$17,908.11	9/30/2022
Lynnfield	Janssen Payment Year 1	\$6,066.31	11/2/2022
Lynnfield	Janssen Payment Year 2	\$14,152.83	11/2/2022
Lynnfield	Janssen Payment Year 3	\$11,327.61	11/2/2022
Lynnfield	Janssen Payment Year 4	\$17,393.11	11/2/2022
Lynnfield	Janssen Payment Year 5	\$19,278.42	11/2/2022
Malden	Distributor Payment Year 1	\$34,031.85	7/15/2022
Malden	Distributor Payment Year 2	\$35,765.81	9/30/2022
Malden	Janssen Payment Year 1	\$12,115.56	11/2/2022
Malden	Janssen Payment Year 2	\$28,265.84	11/2/2022
Malden	Janssen Payment Year 3	\$22,623.35	11/2/2022
Malden	Janssen Payment Year 4	\$34,737.28	11/2/2022
Malden	Janssen Payment Year 5	\$38,502.58	11/2/2022
Manchester-By-The-Sea	Distributor Payment Year 1	\$1,468.71	9/15/2022
Manchester-By-The-Sea	Distributor Payment Year 2	\$1,543.55	9/30/2022
Manchester-By-The-Sea	Janssen Payment Year 1	\$522.87	11/2/2022

Massachusetts Statewide Opioid Settlements
Massachusetts Municipal Opioid Abatement Payments as of Nov. 4, 2022

Manchester-By-The-Sea	Janssen Payment Year 2	\$1,219.87	11/2/2022
Manchester-By-The-Sea	Janssen Payment Year 3	\$976.36	11/2/2022
Manchester-By-The-Sea	Janssen Payment Year 4	\$1,499.16	11/2/2022
Manchester-By-The-Sea	Janssen Payment Year 5	\$1,661.66	11/2/2022
Mansfield	Distributor Payment Year 1	\$49,784.88	8/15/2022
Mansfield	Distributor Payment Year 2	\$52,321.48	9/30/2022
Mansfield	Janssen Payment Year 1	\$17,723.74	11/2/2022
Mansfield	Janssen Payment Year 2	\$41,349.84	11/2/2022
Mansfield	Janssen Payment Year 3	\$33,095.49	11/2/2022
Mansfield	Janssen Payment Year 4	\$50,816.85	11/2/2022
Mansfield	Janssen Payment Year 5	\$56,325.07	11/2/2022
Marblehead	Distributor Payment Year 1	\$25,458.93	8/15/2022
Marblehead	Distributor Payment Year 2	\$26,756.10	9/30/2022
Marblehead	Janssen Payment Year 1	\$9,063.54	11/2/2022
Marblehead	Janssen Payment Year 2	\$21,145.43	11/2/2022
Marblehead	Janssen Payment Year 3	\$16,924.33	11/2/2022
Marblehead	Janssen Payment Year 4	\$25,986.66	11/2/2022
Marblehead	Janssen Payment Year 5	\$28,803.45	11/2/2022
Marion	Distributor Payment Year 1	\$5,097.94	7/15/2022
Marion	Distributor Payment Year 2	\$5,357.69	9/30/2022
Marion	Janssen Payment Year 1	\$1,814.90	11/2/2022
Marion	Janssen Payment Year 2	\$4,234.20	11/2/2022
Marion	Janssen Payment Year 3	\$3,388.96	11/2/2022
Marion	Janssen Payment Year 4	\$5,203.62	11/2/2022
Marion	Janssen Payment Year 5	\$5,767.66	11/2/2022
Marlborough	Distributor Payment Year 1	\$26,790.94	7/15/2022
Marlborough	Distributor Payment Year 2	\$28,155.97	9/30/2022
Marlborough	Janssen Payment Year 1	\$9,537.75	11/2/2022
Marlborough	Janssen Payment Year 2	\$22,251.76	11/2/2022
Marlborough	Janssen Payment Year 3	\$17,809.81	11/2/2022
Marlborough	Janssen Payment Year 4	\$27,346.28	11/2/2022
Marlborough	Janssen Payment Year 5	\$30,310.44	11/2/2022
Marshfield	Distributor Payment Year 1	\$36,009.67	7/15/2022
Marshfield	Distributor Payment Year 2	\$37,844.41	9/30/2022
Marshfield	Janssen Payment Year 1	\$12,819.67	11/2/2022
Marshfield	Janssen Payment Year 2	\$29,908.56	11/2/2022
Marshfield	Janssen Payment Year 3	\$23,938.14	11/2/2022
Marshfield	Janssen Payment Year 4	\$36,756.10	11/2/2022
Marshfield	Janssen Payment Year 5	\$40,740.22	11/2/2022
Mashpee	Distributor Payment Year 1	\$25,263.48	8/31/2022
Mashpee	Distributor Payment Year 2	\$26,550.69	9/30/2022
Mashpee	Janssen Payment Year 1	\$8,993.96	11/2/2022
Mashpee	Janssen Payment Year 2	\$20,983.09	11/2/2022
Mashpee	Janssen Payment Year 3	\$16,794.40	11/2/2022

Massachusetts Statewide Opioid Settlements
Massachusetts Municipal Opioid Abatement Payments as of Nov. 4, 2022

Mashpee	Janssen Payment Year 4	\$25,787.16	11/2/2022
Mashpee	Janssen Payment Year 5	\$28,582.32	11/2/2022
Massachusetts	Distributor Payment Year 1	\$9,770.20	9/30/2022
Massachusetts	Janssen Payment Year 1	\$179,569.71	10/18/2022
Mattapoissett	Distributor Payment Year 1	\$6,162.01	8/15/2022
Mattapoissett	Distributor Payment Year 2	\$6,475.97	9/30/2022
Mattapoissett	Janssen Payment Year 1	\$2,193.71	11/2/2022
Mattapoissett	Janssen Payment Year 2	\$5,117.98	11/2/2022
Mattapoissett	Janssen Payment Year 3	\$4,096.32	11/2/2022
Mattapoissett	Janssen Payment Year 4	\$6,289.73	11/2/2022
Mattapoissett	Janssen Payment Year 5	\$6,971.50	11/2/2022
Maynard	Distributor Payment Year 1	\$7,412.49	9/30/2022
Maynard	Distributor Payment Year 2	\$7,790.17	9/30/2022
Maynard	Janssen Payment Year 1	\$2,638.90	11/2/2022
Maynard	Janssen Payment Year 2	\$6,156.60	11/2/2022
Maynard	Janssen Payment Year 3	\$4,927.60	11/2/2022
Maynard	Janssen Payment Year 4	\$7,566.14	11/2/2022
Maynard	Janssen Payment Year 5	\$8,386.27	11/2/2022
Medfield	Distributor Payment Year 1	\$15,218.58	7/29/2022
Medfield	Distributor Payment Year 2	\$15,993.98	9/30/2022
Medfield	Janssen Payment Year 1	\$5,417.91	11/2/2022
Medfield	Janssen Payment Year 2	\$12,640.10	11/2/2022
Medfield	Janssen Payment Year 3	\$10,116.85	11/2/2022
Medfield	Janssen Payment Year 4	\$15,534.04	11/2/2022
Medfield	Janssen Payment Year 5	\$17,217.83	11/2/2022
Medford	Distributor Payment Year 1	\$29,010.48	7/15/2022
Medford	Distributor Payment Year 2	\$30,488.60	9/30/2022
Medford	Janssen Payment Year 1	\$10,327.92	11/2/2022
Medford	Janssen Payment Year 2	\$24,095.24	11/2/2022
Medford	Janssen Payment Year 3	\$19,285.29	11/2/2022
Medford	Janssen Payment Year 4	\$29,611.82	11/2/2022
Medford	Janssen Payment Year 5	\$32,821.55	11/2/2022
Medway	Distributor Payment Year 1	\$14,173.89	7/15/2022
Medway	Distributor Payment Year 2	\$14,896.07	9/30/2022
Medway	Janssen Payment Year 1	\$5,046	11/2/2022
Medway	Janssen Payment Year 2	\$11,772.41	11/2/2022
Medway	Janssen Payment Year 3	\$9,422.38	11/2/2022
Medway	Janssen Payment Year 4	\$14,467.70	11/2/2022
Medway	Janssen Payment Year 5	\$16,035.91	11/2/2022
Melrose	Distributor Payment Year 1	\$16,771.44	8/15/2022
Melrose	Distributor Payment Year 2	\$17,625.97	9/30/2022
Melrose	Janssen Payment Year 1	\$5,970.74	11/2/2022
Melrose	Janssen Payment Year 2	\$13,929.86	11/2/2022
Melrose	Janssen Payment Year 3	\$11,149.15	11/2/2022

Massachusetts Statewide Opioid Settlements
Massachusetts Municipal Opioid Abatement Payments as of Nov. 4, 2022

Melrose	Janssen Payment Year 4	\$17,119.09	11/2/2022
Melrose	Janssen Payment Year 5	\$18,974.69	11/2/2022
Mendon	Distributor Payment Year 1	\$1,198.46	9/15/2022
Mendon	Distributor Payment Year 2	\$1,259.52	9/30/2022
Mendon	Janssen Payment Year 1	\$426.66	11/2/2022
Mendon	Janssen Payment Year 2	\$995.40	11/2/2022
Mendon	Janssen Payment Year 3	\$796.70	11/2/2022
Mendon	Janssen Payment Year 4	\$1,223.30	11/2/2022
Mendon	Janssen Payment Year 5	\$1,355.90	11/2/2022
Merrimac	Distributor Payment Year 1	\$732.79	8/15/2022
Merrimac	Distributor Payment Year 2	\$770.13	9/30/2022
Merrimac	Janssen Payment Year 1	\$260.88	11/2/2022
Merrimac	Janssen Payment Year 2	\$608.63	11/2/2022
Merrimac	Janssen Payment Year 3	\$487.14	11/2/2022
Merrimac	Janssen Payment Year 4	\$747.98	11/2/2022
Merrimac	Janssen Payment Year 5	\$829.06	11/2/2022
Methuen	Distributor Payment Year 1	\$52,213.42	9/30/2022
Methuen	Distributor Payment Year 2	\$54,873.76	9/30/2022
Methuen	Janssen Payment Year 1	\$18,588.31	11/2/2022
Methuen	Janssen Payment Year 2	\$43,366.91	11/2/2022
Methuen	Janssen Payment Year 3	\$34,709.91	11/2/2022
Methuen	Janssen Payment Year 4	\$53,295.73	11/2/2022
Methuen	Janssen Payment Year 5	\$59,072.65	11/2/2022
Middleborough	Distributor Payment Year 1	\$28,727.24	7/15/2022
Middleborough	Distributor Payment Year 2	\$30,190.93	9/30/2022
Middleborough	Janssen Payment Year 1	\$28,751.98	11/2/2022
Middleton	Distributor Payment Year 1	\$6,697.88	7/15/2022
Middleton	Distributor Payment Year 2	\$7,039.14	9/30/2022
Middleton	Janssen Payment Year 1	\$2,384.49	11/2/2022
Middleton	Janssen Payment Year 2	\$5,563.06	11/2/2022
Middleton	Janssen Payment Year 3	\$4,452.55	11/2/2022
Middleton	Janssen Payment Year 4	\$6,836.72	11/2/2022
Middleton	Janssen Payment Year 5	\$7,577.77	11/2/2022
Milford	Distributor Payment Year 1	\$38,882.57	7/15/2022
Milford	Distributor Payment Year 2	\$40,863.68	9/30/2022
Milford	Janssen Payment Year 1	\$13,842.44	11/2/2022
Milford	Janssen Payment Year 2	\$32,294.70	11/2/2022
Milford	Janssen Payment Year 3	\$25,847.96	11/2/2022
Milford	Janssen Payment Year 4	\$39,688.54	11/2/2022
Milford	Janssen Payment Year 5	\$43,990.53	11/2/2022
Millbury	Distributor Payment Year 1	\$17,033.96	8/31/2022
Millbury	Distributor Payment Year 2	\$17,901.86	9/30/2022
Millbury	Janssen Payment Year 1	\$6,064.20	11/2/2022
Millbury	Janssen Payment Year 2	\$14,147.90	11/2/2022

Massachusetts Statewide Opioid Settlements
Massachusetts Municipal Opioid Abatement Payments as of Nov. 4, 2022

Millbury	Janssen Payment Year 3	\$11,323.66	11/2/2022
Millbury	Janssen Payment Year 4	\$17,387.05	11/2/2022
Millbury	Janssen Payment Year 5	\$19,271.70	11/2/2022
Millis	Distributor Payment Year 1	\$7,301.90	7/15/2022
Millis	Distributor Payment Year 2	\$7,673.94	9/30/2022
Millis	Janssen Payment Year 1	\$2,599.52	11/2/2022
Millis	Janssen Payment Year 2	\$6,064.74	11/2/2022
Millis	Janssen Payment Year 3	\$4,854.08	11/2/2022
Millis	Janssen Payment Year 4	\$7,453.25	11/2/2022
Millis	Janssen Payment Year 5	\$8,261.14	11/2/2022
Milton	Distributor Payment Year 1	\$25,711.27	9/15/2022
Milton	Distributor Payment Year 2	\$27,021.29	9/30/2022
Milton	Janssen Payment Year 1	\$9,153.38	11/2/2022
Milton	Janssen Payment Year 2	\$21,355.01	11/2/2022
Milton	Janssen Payment Year 3	\$17,092.08	11/2/2022
Milton	Janssen Payment Year 4	\$26,244.22	11/2/2022
Milton	Janssen Payment Year 5	\$29,088.93	11/2/2022
Monson	Distributor Payment Year 1	\$9,247.96	8/31/2022
Monson	Distributor Payment Year 2	\$9,719.15	9/30/2022
Monson	Janssen Payment Year 1	\$3,292.33	11/2/2022
Monson	Janssen Payment Year 2	\$7,681.08	11/2/2022
Monson	Janssen Payment Year 3	\$6,147.76	11/2/2022
Monson	Janssen Payment Year 4	\$9,439.66	11/2/2022
Monson	Janssen Payment Year 5	\$10,462.85	11/2/2022
Montague	Distributor Payment Year 1	\$2,128.30	7/15/2022
Montague	Distributor Payment Year 2	\$2,236.74	9/30/2022
Montague	Janssen Payment Year 1	\$757.69	11/2/2022
Montague	Janssen Payment Year 2	\$1,767.70	11/2/2022
Montague	Janssen Payment Year 3	\$1,414.83	11/2/2022
Montague	Janssen Payment Year 4	\$2,172.41	11/2/2022
Montague	Janssen Payment Year 5	\$2,407.89	11/2/2022
Monterey	Distributor Payment Year 1	\$307.74	7/15/2022
Monterey	Distributor Payment Year 2	\$323.42	9/30/2022
Monterey	Janssen Payment Year 1	\$109.56	11/2/2022
Monterey	Janssen Payment Year 2	\$255.60	11/2/2022
Monterey	Janssen Payment Year 3	\$204.58	11/2/2022
Monterey	Janssen Payment Year 4	\$314.12	11/2/2022
Monterey	Janssen Payment Year 5	\$348.17	11/2/2022
Nahant	Distributor Payment Year 1	\$2,596.33	9/30/2022
Nahant	Distributor Payment Year 2	\$2,728.62	9/30/2022
Nahant	Janssen Payment Year 1	\$924.31	11/2/2022
Nahant	Janssen Payment Year 2	\$2,156.43	11/2/2022
Nahant	Janssen Payment Year 3	\$1,725.96	11/2/2022
Nahant	Janssen Payment Year 4	\$2,650.15	11/2/2022

Massachusetts Statewide Opioid Settlements
Massachusetts Municipal Opioid Abatement Payments as of Nov. 4, 2022

Nahant	Janssen Payment Year 5	\$2,937.41	11/2/2022
Nantucket	Distributor Payment Year 1	\$8,050.69	7/15/2022
Nantucket	Distributor Payment Year 2	\$8,460.88	9/30/2022
Nantucket	Janssen Payment Year 1	\$2,866.10	11/2/2022
Nantucket	Janssen Payment Year 2	\$6,686.66	11/2/2022
Nantucket	Janssen Payment Year 3	\$5,351.86	11/2/2022
Nantucket	Janssen Payment Year 4	\$8,217.57	11/2/2022
Nantucket	Janssen Payment Year 5	\$9,108.30	11/2/2022
Natick	Distributor Payment Year 1	\$24,989.98	8/31/2022
Natick	Distributor Payment Year 2	\$26,263.25	9/30/2022
Natick	Janssen Payment Year 1	\$8,896.59	11/2/2022
Natick	Janssen Payment Year 2	\$20,755.93	11/2/2022
Natick	Janssen Payment Year 3	\$16,612.59	11/2/2022
Natick	Janssen Payment Year 4	\$25,507.99	11/2/2022
Natick	Janssen Payment Year 5	\$28,272.89	11/2/2022
Needham	Distributor Payment Year 1	\$35,889.26	7/15/2022
Needham	Distributor Payment Year 2	\$37,717.86	9/30/2022
Needham	Janssen Payment Year 1	\$12,776.81	11/2/2022
Needham	Janssen Payment Year 2	\$29,808.55	11/2/2022
Needham	Janssen Payment Year 3	\$23,858.10	11/2/2022
Needham	Janssen Payment Year 4	\$36,633.19	11/2/2022
Needham	Janssen Payment Year 5	\$40,603.99	11/2/2022
New Bedford	Distributor Payment Year 1	\$172,486.70	7/15/2022
New Bedford	Distributor Payment Year 2	\$181,275.11	9/30/2022
New Bedford	Janssen Payment Year 1	\$61,406.37	11/2/2022
New Bedford	Janssen Payment Year 2	\$143,262.31	11/2/2022
New Bedford	Janssen Payment Year 3	\$114,663.96	11/2/2022
New Bedford	Janssen Payment Year 4	\$176,062.09	11/2/2022
New Bedford	Janssen Payment Year 5	\$195,146.10	11/2/2022
New Marlborough	Distributor Payment Year 1	\$240.58	7/29/2022
New Marlborough	Distributor Payment Year 2	\$252.84	9/30/2022
New Marlborough	Janssen Payment Year 1	\$85.65	11/2/2022
New Marlborough	Janssen Payment Year 2	\$199.82	11/2/2022
New Marlborough	Janssen Payment Year 3	\$159.93	11/2/2022
New Marlborough	Janssen Payment Year 4	\$245.57	11/2/2022
New Marlborough	Janssen Payment Year 5	\$272.18	11/2/2022
New Salem	Distributor Payment Year 1	\$178.76	8/15/2022
New Salem	Distributor Payment Year 2	\$187.87	9/30/2022
New Salem	Janssen Payment Year 1	\$63.64	11/2/2022
New Salem	Janssen Payment Year 2	\$148.47	11/2/2022
New Salem	Janssen Payment Year 3	\$118.84	11/2/2022
New Salem	Janssen Payment Year 4	\$182.47	11/2/2022
New Salem	Janssen Payment Year 5	\$202.25	11/2/2022
Newbury	Distributor Payment Year 1	\$988.88	7/15/2022

Massachusetts Statewide Opioid Settlements
Massachusetts Municipal Opioid Abatement Payments as of Nov. 4, 2022

Newbury	Distributor Payment Year 2	\$1,039.26	9/30/2022
Newbury	Janssen Payment Year 1	\$352.05	11/2/2022
Newbury	Janssen Payment Year 2	\$821.33	11/2/2022
Newbury	Janssen Payment Year 3	\$657.38	11/2/2022
Newbury	Janssen Payment Year 4	\$1,009.38	11/2/2022
Newbury	Janssen Payment Year 5	\$1,118.79	11/2/2022
Newburyport	Distributor Payment Year 1	\$21,221.77	7/15/2022
Newburyport	Distributor Payment Year 2	\$22,303.05	9/30/2022
Newburyport	Janssen Payment Year 1	\$7,555.09	11/2/2022
Newburyport	Janssen Payment Year 2	\$17,626.17	11/2/2022
Newburyport	Janssen Payment Year 3	\$14,107.60	11/2/2022
Newburyport	Janssen Payment Year 4	\$21,661.67	11/2/2022
Newburyport	Janssen Payment Year 5	\$24,009.66	11/2/2022
Newton	Distributor Payment Year 1	\$73,682.78	7/15/2022
Newton	Distributor Payment Year 2	\$77,437.01	9/30/2022
Newton	Janssen Payment Year 1	\$26,231.54	11/2/2022
Newton	Janssen Payment Year 2	\$61,198.72	11/2/2022
Newton	Janssen Payment Year 3	\$48,982.09	11/2/2022
Newton	Janssen Payment Year 4	\$75,210.12	11/2/2022
Newton	Janssen Payment Year 5	\$83,362.41	11/2/2022
Norfolk	Distributor Payment Year 1	\$6,521.83	7/15/2022
Norfolk	Distributor Payment Year 2	\$6,854.13	9/30/2022
Norfolk	Janssen Payment Year 1	\$2,321.81	11/2/2022
Norfolk	Janssen Payment Year 2	\$5,416.84	11/2/2022
Norfolk	Janssen Payment Year 3	\$4,335.52	11/2/2022
Norfolk	Janssen Payment Year 4	\$6,657.02	11/2/2022
Norfolk	Janssen Payment Year 5	\$7,378.60	11/2/2022
Norfolk County	Distributor Payment Year 1	\$4,111.93	7/15/2022
Norfolk County	Distributor Payment Year 2	\$4,321.44	9/30/2022
Norfolk County	Janssen Payment Year 1	\$1,463.87	11/2/2022
Norfolk County	Janssen Payment Year 2	\$3,415.25	11/2/2022
Norfolk County	Janssen Payment Year 3	\$2,733.49	11/2/2022
Norfolk County	Janssen Payment Year 4	\$4,197.17	11/2/2022
Norfolk County	Janssen Payment Year 5	\$4,652.11	11/2/2022
North Adams	Distributor Payment Year 1	\$25,040.90	7/15/2022
North Adams	Distributor Payment Year 2	\$26,316.77	9/30/2022
North Adams	Janssen Payment Year 1	\$8,914.72	11/2/2022
North Adams	Janssen Payment Year 2	\$20,798.23	11/2/2022
North Adams	Janssen Payment Year 3	\$16,646.44	11/2/2022
North Adams	Janssen Payment Year 4	\$25,559.97	11/2/2022
North Adams	Janssen Payment Year 5	\$28,330.50	11/2/2022
North Andover	Distributor Payment Year 1	\$32,827.02	7/15/2022
North Andover	Distributor Payment Year 2	\$34,499.60	9/30/2022
North Andover	Janssen Payment Year 1	\$11,686.63	11/2/2022

Massachusetts Statewide Opioid Settlements
Massachusetts Municipal Opioid Abatement Payments as of Nov. 4, 2022

North Andover	Janssen Payment Year 2	\$27,265.14	11/2/2022
North Andover	Janssen Payment Year 3	\$21,822.41	11/2/2022
North Andover	Janssen Payment Year 4	\$33,507.47	11/2/2022
North Andover	Janssen Payment Year 5	\$37,139.47	11/2/2022
North Attleborough	Distributor Payment Year 1	\$46,522.21	8/31/2022
North Attleborough	Distributor Payment Year 2	\$48,892.57	9/30/2022
North Attleborough	Janssen Payment Year 1	\$16,562.20	11/2/2022
North Attleborough	Janssen Payment Year 2	\$38,639.96	11/2/2022
North Attleborough	Janssen Payment Year 3	\$30,926.56	11/2/2022
North Attleborough	Janssen Payment Year 4	\$47,486.54	11/2/2022
North Attleborough	Janssen Payment Year 5	\$52,633.78	11/2/2022
North Reading	Distributor Payment Year 1	\$12,154.50	8/15/2022
North Reading	Distributor Payment Year 2	\$12,773.79	9/30/2022
North Reading	Janssen Payment Year 1	\$4,327.08	11/2/2022
North Reading	Janssen Payment Year 2	\$10,095.17	11/2/2022
North Reading	Janssen Payment Year 3	\$8,079.95	11/2/2022
North Reading	Janssen Payment Year 4	\$12,406.45	11/2/2022
North Reading	Janssen Payment Year 5	\$13,751.23	11/2/2022
Northampton	Distributor Payment Year 1	\$39,479.49	7/15/2022
Northampton	Distributor Payment Year 2	\$41,491.02	9/30/2022
Northampton	Janssen Payment Year 1	\$14,054.95	11/2/2022
Northampton	Janssen Payment Year 2	\$32,790.49	11/2/2022
Northampton	Janssen Payment Year 3	\$26,244.78	11/2/2022
Northampton	Janssen Payment Year 4	\$40,297.84	11/2/2022
Northampton	Janssen Payment Year 5	\$44,665.87	11/2/2022
Northborough	Distributor Payment Year 1	\$17,693.46	7/29/2022
Northborough	Distributor Payment Year 2	\$18,594.96	9/30/2022
Northborough	Janssen Payment Year 1	\$6,298.99	11/2/2022
Northborough	Janssen Payment Year 2	\$14,695.66	11/2/2022
Northborough	Janssen Payment Year 3	\$11,762.08	11/2/2022
Northborough	Janssen Payment Year 4	\$18,060.22	11/2/2022
Northborough	Janssen Payment Year 5	\$20,017.83	11/2/2022
Northbridge	Distributor Payment Year 1	\$20,618.60	7/15/2022
Northbridge	Distributor Payment Year 2	\$21,669.14	9/30/2022
Northbridge	Janssen Payment Year 1	\$7,340.35	11/2/2022
Northbridge	Janssen Payment Year 2	\$17,125.19	11/2/2022
Northbridge	Janssen Payment Year 3	\$13,706.62	11/2/2022
Northbridge	Janssen Payment Year 4	\$21,045.99	11/2/2022
Northbridge	Janssen Payment Year 5	\$23,327.24	11/2/2022
Northfield	Distributor Payment Year 1	\$1,117.49	7/15/2022
Northfield	Distributor Payment Year 2	\$1,174.43	9/30/2022
Northfield	Janssen Payment Year 1	\$397.83	11/2/2022
Northfield	Janssen Payment Year 2	\$928.16	11/2/2022
Northfield	Janssen Payment Year 3	\$742.88	11/2/2022

Massachusetts Statewide Opioid Settlements
Massachusetts Municipal Opioid Abatement Payments as of Nov. 4, 2022

Northfield	Janssen Payment Year 4	\$1,140.66	11/2/2022
Northfield	Janssen Payment Year 5	\$1,264.30	11/2/2022
Norton	Distributor Payment Year 1	\$33,331.40	7/15/2022
Norton	Distributor Payment Year 2	\$35,029.67	9/30/2022
Norton	Janssen Payment Year 1	\$11,866.19	11/2/2022
Norton	Janssen Payment Year 2	\$27,684.06	11/2/2022
Norton	Janssen Payment Year 3	\$22,157.71	11/2/2022
Norton	Janssen Payment Year 4	\$34,022.31	11/2/2022
Norton	Janssen Payment Year 5	\$37,710.11	11/2/2022
Norwell	Distributor Payment Year 1	\$20,112.44	7/15/2022
Norwell	Distributor Payment Year 2	\$21,137.19	9/30/2022
Norwell	Janssen Payment Year 1	\$7,160.16	11/2/2022
Norwell	Janssen Payment Year 2	\$16,704.79	11/2/2022
Norwell	Janssen Payment Year 3	\$13,370.14	11/2/2022
Norwell	Janssen Payment Year 4	\$20,529.34	11/2/2022
Norwell	Janssen Payment Year 5	\$22,754.59	11/2/2022
Norwood	Distributor Payment Year 1	\$24,921.18	7/15/2022
Norwood	Distributor Payment Year 2	\$26,190.95	9/30/2022
Norwood	Janssen Payment Year 1	\$8,872.10	11/2/2022
Norwood	Janssen Payment Year 2	\$20,698.79	11/2/2022
Norwood	Janssen Payment Year 3	\$16,566.85	11/2/2022
Norwood	Janssen Payment Year 4	\$25,437.76	11/2/2022
Norwood	Janssen Payment Year 5	\$28,195.05	11/2/2022
Oak Bluffs	Distributor Payment Year 1	\$5,617.15	7/15/2022
Oak Bluffs	Distributor Payment Year 2	\$5,903.35	9/30/2022
Oak Bluffs	Janssen Payment Year 1	\$5,621.99	11/2/2022
Oakham	Distributor Payment Year 1	\$191.85	9/30/2022
Oakham	Distributor Payment Year 2	\$201.63	9/30/2022
Oakham	Janssen Payment Year 1	\$68.30	11/2/2022
Oakham	Janssen Payment Year 2	\$159.35	11/2/2022
Oakham	Janssen Payment Year 3	\$127.54	11/2/2022
Oakham	Janssen Payment Year 4	\$195.83	11/2/2022
Oakham	Janssen Payment Year 5	\$217.06	11/2/2022
Orange	Distributor Payment Year 1	\$10,054.65	7/15/2022
Orange	Distributor Payment Year 2	\$10,566.95	9/30/2022
Orange	Janssen Payment Year 1	\$3,579.52	11/2/2022
Orange	Janssen Payment Year 2	\$8,351.09	11/2/2022
Orange	Janssen Payment Year 3	\$6,684.03	11/2/2022
Orange	Janssen Payment Year 4	\$10,263.07	11/2/2022
Orange	Janssen Payment Year 5	\$11,375.52	11/2/2022
Orleans	Distributor Payment Year 1	\$6,829.03	10/17/2022
Orleans	Distributor Payment Year 2	\$7,176.98	10/17/2022
Orleans	Janssen Payment Year 1	\$2,431.18	11/2/2022
Orleans	Janssen Payment Year 2	\$5,671.99	11/2/2022

Massachusetts Statewide Opioid Settlements
Massachusetts Municipal Opioid Abatement Payments as of Nov. 4, 2022

Orleans	Janssen Payment Year 3	\$4,539.74	11/2/2022
Orleans	Janssen Payment Year 4	\$6,970.59	11/2/2022
Orleans	Janssen Payment Year 5	\$7,726.16	11/2/2022
Otis	Distributor Payment Year 1	\$257.58	7/15/2022
Otis	Distributor Payment Year 2	\$270.71	9/30/2022
Otis	Janssen Payment Year 1	\$91.70	11/2/2022
Otis	Janssen Payment Year 2	\$213.94	11/2/2022
Otis	Janssen Payment Year 3	\$171.23	11/2/2022
Otis	Janssen Payment Year 4	\$262.92	11/2/2022
Otis	Janssen Payment Year 5	\$291.42	11/2/2022
Oxford	Distributor Payment Year 1	\$17,062.36	7/15/2022
Oxford	Distributor Payment Year 2	\$17,931.71	9/30/2022
Oxford	Janssen Payment Year 1	\$6,074.31	11/2/2022
Oxford	Janssen Payment Year 2	\$14,171.49	11/2/2022
Oxford	Janssen Payment Year 3	\$11,342.54	11/2/2022
Oxford	Janssen Payment Year 4	\$17,416.04	11/2/2022
Oxford	Janssen Payment Year 5	\$19,303.82	11/2/2022
Palmer	Distributor Payment Year 1	\$11,844.30	7/15/2022
Palmer	Distributor Payment Year 2	\$12,447.79	9/30/2022
Palmer	Janssen Payment Year 1	\$4,216.65	11/2/2022
Palmer	Janssen Payment Year 2	\$9,837.53	11/2/2022
Palmer	Janssen Payment Year 3	\$7,873.74	11/2/2022
Palmer	Janssen Payment Year 4	\$12,089.82	11/2/2022
Palmer	Janssen Payment Year 5	\$13,400.28	11/2/2022
Paxton	Distributor Payment Year 1	\$840.62	7/29/2022
Paxton	Distributor Payment Year 2	\$883.45	9/30/2022
Paxton	Janssen Payment Year 1	\$299.27	11/2/2022
Paxton	Janssen Payment Year 2	\$698.20	11/2/2022
Paxton	Janssen Payment Year 3	\$558.82	11/2/2022
Paxton	Janssen Payment Year 4	\$858.05	11/2/2022
Paxton	Janssen Payment Year 5	\$951.05	11/2/2022
Peabody	Distributor Payment Year 1	\$52,313.56	7/15/2022
Peabody	Distributor Payment Year 2	\$54,979	9/30/2022
Peabody	Janssen Payment Year 1	\$18,623.96	11/2/2022
Peabody	Janssen Payment Year 2	\$43,450.09	11/2/2022
Peabody	Janssen Payment Year 3	\$34,776.48	11/2/2022
Peabody	Janssen Payment Year 4	\$53,397.95	11/2/2022
Peabody	Janssen Payment Year 5	\$59,185.94	11/2/2022
Pelham	Distributor Payment Year 1	\$1,719.77	8/15/2022
Pelham	Distributor Payment Year 2	\$1,807.40	9/30/2022
Pelham	Janssen Payment Year 1	\$612.25	11/2/2022
Pelham	Janssen Payment Year 2	\$1,428.39	11/2/2022
Pelham	Janssen Payment Year 3	\$1,143.25	11/2/2022
Pelham	Janssen Payment Year 4	\$1,755.42	11/2/2022

Massachusetts Statewide Opioid Settlements
Massachusetts Municipal Opioid Abatement Payments as of Nov. 4, 2022

Pelham	Janssen Payment Year 5	\$1,945.70	11/2/2022
Pembroke	Distributor Payment Year 1	\$24,745.43	8/31/2022
Pembroke	Distributor Payment Year 2	\$26,006.24	9/30/2022
Pembroke	Janssen Payment Year 1	\$8,809.53	11/2/2022
Pembroke	Janssen Payment Year 2	\$20,552.82	11/2/2022
Pembroke	Janssen Payment Year 3	\$16,450.02	11/2/2022
Pembroke	Janssen Payment Year 4	\$25,258.37	11/2/2022
Pembroke	Janssen Payment Year 5	\$27,996.21	11/2/2022
Pepperell	Distributor Payment Year 1	\$747.60	7/15/2022
Pepperell	Distributor Payment Year 2	\$785.69	9/30/2022
Pepperell	Janssen Payment Year 1	\$266.15	11/2/2022
Pepperell	Janssen Payment Year 2	\$620.93	11/2/2022
Pepperell	Janssen Payment Year 3	\$496.98	11/2/2022
Pepperell	Janssen Payment Year 4	\$763.09	11/2/2022
Pepperell	Janssen Payment Year 5	\$845.81	11/2/2022
Peru	Distributor Payment Year 1	\$84.16	7/15/2022
Peru	Distributor Payment Year 2	\$88.45	9/30/2022
Peru	Janssen Payment Year 1	\$29.96	11/2/2022
Peru	Janssen Payment Year 2	\$69.90	11/2/2022
Peru	Janssen Payment Year 3	\$55.95	11/2/2022
Peru	Janssen Payment Year 4	\$85.91	11/2/2022
Peru	Janssen Payment Year 5	\$95.22	11/2/2022
Petersham	Distributor Payment Year 1	\$1,166.90	7/15/2022
Petersham	Distributor Payment Year 2	\$1,226.36	9/30/2022
Phillipston	Distributor Payment Year 1	\$290.93	10/17/2022
Phillipston	Distributor Payment Year 2	\$305.76	10/17/2022
Phillipston	Janssen Payment Year 1	\$103.57	11/2/2022
Phillipston	Janssen Payment Year 2	\$241.64	11/2/2022
Phillipston	Janssen Payment Year 3	\$193.40	11/2/2022
Phillipston	Janssen Payment Year 4	\$296.97	11/2/2022
Phillipston	Janssen Payment Year 5	\$329.15	11/2/2022
Pittsfield	Distributor Payment Year 1	\$84,295.42	7/15/2022
Pittsfield	Distributor Payment Year 2	\$88,590.38	9/30/2022
Pittsfield	Janssen Payment Year 1	\$30,009.71	11/2/2022
Pittsfield	Janssen Payment Year 2	\$70,013.26	11/2/2022
Pittsfield	Janssen Payment Year 3	\$56,037.06	11/2/2022
Pittsfield	Janssen Payment Year 4	\$86,042.74	11/2/2022
Pittsfield	Janssen Payment Year 5	\$95,369.22	11/2/2022
Plainville	Distributor Payment Year 1	\$5,389.92	7/15/2022
Plainville	Distributor Payment Year 2	\$5,664.55	9/30/2022
Plainville	Janssen Payment Year 1	\$1,918.85	11/2/2022
Plainville	Janssen Payment Year 2	\$4,476.71	11/2/2022
Plainville	Janssen Payment Year 3	\$3,583.06	11/2/2022
Plainville	Janssen Payment Year 4	\$5,501.65	11/2/2022

Massachusetts Statewide Opioid Settlements
Massachusetts Municipal Opioid Abatement Payments as of Nov. 4, 2022

Plainville	Janssen Payment Year 5	\$6,097.99	11/2/2022
Plymouth	Distributor Payment Year 1	\$78,344.30	7/15/2022
Plymouth	Distributor Payment Year 2	\$82,336.04	9/30/2022
Plymouth	Janssen Payment Year 1	\$78,411.75	11/2/2022
Plymouth County	Distributor Payment Year 1	\$65.55	7/15/2022
Plymouth County	Distributor Payment Year 2	\$68.88	9/30/2022
Plymouth County	Janssen Payment Year 1	\$23.33	11/2/2022
Plymouth County	Janssen Payment Year 2	\$54.44	11/2/2022
Plymouth County	Janssen Payment Year 3	\$43.57	11/2/2022
Plymouth County	Janssen Payment Year 4	\$66.90	11/2/2022
Plymouth County	Janssen Payment Year 5	\$74.16	11/2/2022
Plympton	Distributor Payment Year 1	\$2,278.21	7/15/2022
Plympton	Distributor Payment Year 2	\$2,394.29	9/30/2022
Plympton	Janssen Payment Year 1	\$811.06	11/2/2022
Plympton	Janssen Payment Year 2	\$1,892.21	11/2/2022
Plympton	Janssen Payment Year 3	\$1,514.48	11/2/2022
Plympton	Janssen Payment Year 4	\$2,325.43	11/2/2022
Plympton	Janssen Payment Year 5	\$2,577.49	11/2/2022
Princeton	Distributor Payment Year 1	\$686.63	7/15/2022
Princeton	Distributor Payment Year 2	\$721.62	9/30/2022
Princeton	Janssen Payment Year 1	\$244.45	11/2/2022
Princeton	Janssen Payment Year 2	\$570.30	11/2/2022
Princeton	Janssen Payment Year 3	\$456.45	11/2/2022
Princeton	Janssen Payment Year 4	\$700.87	11/2/2022
Princeton	Janssen Payment Year 5	\$776.84	11/2/2022
Provincetown	Distributor Payment Year 1	\$6,536.63	8/31/2022
Provincetown	Distributor Payment Year 2	\$6,869.68	9/30/2022
Provincetown	Janssen Payment Year 1	\$2,327.08	11/2/2022
Provincetown	Janssen Payment Year 2	\$5,429.13	11/2/2022
Provincetown	Janssen Payment Year 3	\$4,345.36	11/2/2022
Provincetown	Janssen Payment Year 4	\$6,672.13	11/2/2022
Provincetown	Janssen Payment Year 5	\$7,395.34	11/2/2022
Quincy	Distributor Payment Year 1	\$75,059.47	9/30/2022
Quincy	Distributor Payment Year 2	\$78,883.84	9/30/2022
Quincy	Janssen Payment Year 1	\$26,721.65	11/2/2022
Quincy	Janssen Payment Year 2	\$62,342.15	11/2/2022
Quincy	Janssen Payment Year 3	\$49,897.27	11/2/2022
Quincy	Janssen Payment Year 4	\$76,615.34	11/2/2022
Quincy	Janssen Payment Year 5	\$84,919.95	11/2/2022
Randolph	Distributor Payment Year 1	\$25,692.48	7/29/2022
Randolph	Distributor Payment Year 2	\$27,001.55	9/30/2022
Randolph	Janssen Payment Year 1	\$9,146.69	11/2/2022
Randolph	Janssen Payment Year 2	\$21,339.41	11/2/2022
Randolph	Janssen Payment Year 3	\$17,079.59	11/2/2022

Massachusetts Statewide Opioid Settlements
Massachusetts Municipal Opioid Abatement Payments as of Nov. 4, 2022

Randolph	Janssen Payment Year 4	\$26,225.05	11/2/2022
Randolph	Janssen Payment Year 5	\$29,067.68	11/2/2022
Raynham	Distributor Payment Year 1	\$5,402.83	9/30/2022
Raynham	Distributor Payment Year 2	\$5,678.11	9/30/2022
Raynham	Janssen Payment Year 1	\$1,923.44	11/2/2022
Raynham	Janssen Payment Year 2	\$4,487.43	11/2/2022
Raynham	Janssen Payment Year 3	\$3,591.64	11/2/2022
Raynham	Janssen Payment Year 4	\$5,514.82	11/2/2022
Raynham	Janssen Payment Year 5	\$6,112.60	11/2/2022
Reading	Distributor Payment Year 1	\$17,994.81	7/15/2022
Reading	Distributor Payment Year 2	\$18,911.67	9/30/2022
Reading	Janssen Payment Year 1	\$6,406.27	11/2/2022
Reading	Janssen Payment Year 2	\$14,945.95	11/2/2022
Reading	Janssen Payment Year 3	\$11,962.41	11/2/2022
Reading	Janssen Payment Year 4	\$18,367.82	11/2/2022
Reading	Janssen Payment Year 5	\$20,358.77	11/2/2022
Rehoboth	Distributor Payment Year 1	\$2,503.95	7/15/2022
Rehoboth	Distributor Payment Year 2	\$2,631.53	9/30/2022
Rehoboth	Janssen Payment Year 1	\$891.42	11/2/2022
Rehoboth	Janssen Payment Year 2	\$2,079.71	11/2/2022
Rehoboth	Janssen Payment Year 3	\$1,664.55	11/2/2022
Rehoboth	Janssen Payment Year 4	\$2,555.85	11/2/2022
Rehoboth	Janssen Payment Year 5	\$2,832.89	11/2/2022
Revere	Distributor Payment Year 1	\$42,030.67	7/15/2022
Revere	Distributor Payment Year 2	\$44,172.18	9/30/2022
Revere	Janssen Payment Year 1	\$14,963.19	11/2/2022
Revere	Janssen Payment Year 2	\$34,909.42	11/2/2022
Revere	Janssen Payment Year 3	\$27,940.72	11/2/2022
Revere	Janssen Payment Year 4	\$42,901.90	11/2/2022
Revere	Janssen Payment Year 5	\$47,552.20	11/2/2022
Rochester	Distributor Payment Year 1	\$4,796.55	7/15/2022
Rochester	Distributor Payment Year 2	\$5,040.94	9/30/2022
Rochester	Janssen Payment Year 1	\$1,707.60	11/2/2022
Rochester	Janssen Payment Year 2	\$3,983.87	11/2/2022
Rochester	Janssen Payment Year 3	\$3,188.60	11/2/2022
Rochester	Janssen Payment Year 4	\$4,895.98	11/2/2022
Rochester	Janssen Payment Year 5	\$5,426.67	11/2/2022
Rockland	Distributor Payment Year 1	\$22,263.84	7/15/2022
Rockland	Distributor Payment Year 2	\$23,398.22	9/30/2022
Rockland	Janssen Payment Year 1	\$7,926.07	11/2/2022
Rockland	Janssen Payment Year 2	\$18,491.69	11/2/2022
Rockland	Janssen Payment Year 3	\$14,800.33	11/2/2022
Rockland	Janssen Payment Year 4	\$22,725.34	11/2/2022
Rockland	Janssen Payment Year 5	\$25,188.62	11/2/2022

Massachusetts Statewide Opioid Settlements
Massachusetts Municipal Opioid Abatement Payments as of Nov. 4, 2022

Rockport	Distributor Payment Year 1	\$8,680.33	7/15/2022
Rockport	Distributor Payment Year 2	\$9,122.61	9/30/2022
Rockport	Janssen Payment Year 1	\$3,090.25	11/2/2022
Rockport	Janssen Payment Year 2	\$7,209.63	11/2/2022
Rockport	Janssen Payment Year 3	\$5,770.42	11/2/2022
Rockport	Janssen Payment Year 4	\$8,860.26	11/2/2022
Rockport	Janssen Payment Year 5	\$9,820.66	11/2/2022
Rowley	Distributor Payment Year 1	\$982.62	7/29/2022
Rowley	Distributor Payment Year 2	\$1,032.68	9/30/2022
Rowley	Janssen Payment Year 1	\$349.82	11/2/2022
Rowley	Janssen Payment Year 2	\$816.13	11/2/2022
Rowley	Janssen Payment Year 3	\$653.22	11/2/2022
Rowley	Janssen Payment Year 4	\$1,002.99	11/2/2022
Rowley	Janssen Payment Year 5	\$1,111.70	11/2/2022
Royalston	Distributor Payment Year 1	\$151.46	7/15/2022
Royalston	Distributor Payment Year 2	\$159.18	9/30/2022
Royalston	Janssen Payment Year 1	\$53.92	11/2/2022
Royalston	Janssen Payment Year 2	\$125.80	11/2/2022
Royalston	Janssen Payment Year 3	\$100.69	11/2/2022
Royalston	Janssen Payment Year 4	\$154.60	11/2/2022
Royalston	Janssen Payment Year 5	\$171.36	11/2/2022
Russell	Distributor Payment Year 1	\$90.19	8/15/2022
Russell	Distributor Payment Year 2	\$94.78	9/30/2022
Russell	Janssen Payment Year 1	\$32.11	11/2/2022
Russell	Janssen Payment Year 2	\$74.91	11/2/2022
Russell	Janssen Payment Year 3	\$59.96	11/2/2022
Russell	Janssen Payment Year 4	\$92.06	11/2/2022
Russell	Janssen Payment Year 5	\$102.04	11/2/2022
Rutland	Distributor Payment Year 1	\$893	11/2/2022
Rutland	Distributor Payment Year 2	\$938.50	11/2/2022
Rutland	Janssen Payment Year 1	\$317.91	11/2/2022
Rutland	Janssen Payment Year 2	\$741.70	11/2/2022
Rutland	Janssen Payment Year 3	\$593.64	11/2/2022
Rutland	Janssen Payment Year 4	\$911.51	11/2/2022
Rutland	Janssen Payment Year 5	\$1,010.32	11/2/2022
Salem	Distributor Payment Year 1	\$45,679.31	7/15/2022
Salem	Distributor Payment Year 2	\$48,006.73	9/30/2022
Salem	Janssen Payment Year 1	\$16,262.13	11/2/2022
Salem	Janssen Payment Year 2	\$37,939.87	11/2/2022
Salem	Janssen Payment Year 3	\$30,366.23	11/2/2022
Salem	Janssen Payment Year 4	\$46,626.18	11/2/2022
Salem	Janssen Payment Year 5	\$51,680.16	11/2/2022
Sandwich	Distributor Payment Year 1	\$36,114.49	7/15/2022
Sandwich	Distributor Payment Year 2	\$37,954.57	9/30/2022

Massachusetts Statewide Opioid Settlements
Massachusetts Municipal Opioid Abatement Payments as of Nov. 4, 2022

Sandwich	Janssen Payment Year 1	\$12,856.99	11/2/2022
Sandwich	Janssen Payment Year 2	\$29,995.62	11/2/2022
Sandwich	Janssen Payment Year 3	\$24,007.83	11/2/2022
Sandwich	Janssen Payment Year 4	\$36,863.09	11/2/2022
Sandwich	Janssen Payment Year 5	\$40,858.82	11/2/2022
Saugus	Distributor Payment Year 1	\$24,326.10	7/15/2022
Saugus	Distributor Payment Year 2	\$25,565.55	9/30/2022
Saugus	Janssen Payment Year 1	\$8,660.25	11/2/2022
Saugus	Janssen Payment Year 2	\$20,204.54	11/2/2022
Saugus	Janssen Payment Year 3	\$16,171.26	11/2/2022
Saugus	Janssen Payment Year 4	\$24,830.35	11/2/2022
Saugus	Janssen Payment Year 5	\$27,521.80	11/2/2022
Savoy	Distributor Payment Year 1	\$754.05	8/15/2022
Savoy	Distributor Payment Year 2	\$792.47	9/30/2022
Savoy	Janssen Payment Year 1	\$268.45	11/2/2022
Savoy	Janssen Payment Year 2	\$626.29	11/2/2022
Savoy	Janssen Payment Year 3	\$501.27	11/2/2022
Savoy	Janssen Payment Year 4	\$769.68	11/2/2022
Savoy	Janssen Payment Year 5	\$853.11	11/2/2022
Scituate	Distributor Payment Year 1	\$28,764.61	7/15/2022
Scituate	Distributor Payment Year 2	\$30,230.21	9/30/2022
Scituate	Janssen Payment Year 1	\$10,240.39	11/2/2022
Scituate	Janssen Payment Year 2	\$23,891.03	11/2/2022
Scituate	Janssen Payment Year 3	\$19,121.85	11/2/2022
Scituate	Janssen Payment Year 4	\$29,360.86	11/2/2022
Scituate	Janssen Payment Year 5	\$32,543.39	11/2/2022
Seekonk	Distributor Payment Year 1	\$24,284.89	8/31/2022
Seekonk	Distributor Payment Year 2	\$25,522.23	9/30/2022
Seekonk	Janssen Payment Year 1	\$8,645.58	11/2/2022
Seekonk	Janssen Payment Year 2	\$20,170.30	11/2/2022
Seekonk	Janssen Payment Year 3	\$16,143.86	11/2/2022
Seekonk	Janssen Payment Year 4	\$24,788.28	11/2/2022
Seekonk	Janssen Payment Year 5	\$27,475.17	11/2/2022
Sharon	Distributor Payment Year 1	\$23,062.63	7/15/2022
Sharon	Distributor Payment Year 2	\$24,237.70	9/30/2022
Sharon	Janssen Payment Year 1	\$8,210.45	11/2/2022
Sharon	Janssen Payment Year 2	\$19,155.14	11/2/2022
Sharon	Janssen Payment Year 3	\$15,331.34	11/2/2022
Sharon	Janssen Payment Year 4	\$23,540.69	11/2/2022
Sharon	Janssen Payment Year 5	\$26,092.35	11/2/2022
Sheffield	Distributor Payment Year 1	\$486.26	8/31/2022
Sheffield	Distributor Payment Year 2	\$511.04	9/30/2022
Sheffield	Janssen Payment Year 1	\$173.11	11/2/2022
Sheffield	Janssen Payment Year 2	\$403.88	11/2/2022

Massachusetts Statewide Opioid Settlements
Massachusetts Municipal Opioid Abatement Payments as of Nov. 4, 2022

Sheffield	Janssen Payment Year 3	\$323.25	11/2/2022
Sheffield	Janssen Payment Year 4	\$496.34	11/2/2022
Sheffield	Janssen Payment Year 5	\$550.14	11/2/2022
Shelburne	Distributor Payment Year 1	\$1,064.15	7/15/2022
Shelburne	Distributor Payment Year 2	\$1,118.37	9/30/2022
Shelburne	Janssen Payment Year 1	\$378.84	11/2/2022
Shelburne	Janssen Payment Year 2	\$883.85	11/2/2022
Shelburne	Janssen Payment Year 3	\$707.41	11/2/2022
Shelburne	Janssen Payment Year 4	\$1,086.20	11/2/2022
Shelburne	Janssen Payment Year 5	\$1,203.94	11/2/2022
Sherborn	Distributor Payment Year 1	\$2,639.06	7/15/2022
Sherborn	Distributor Payment Year 2	\$2,773.52	9/30/2022
Sherborn	Janssen Payment Year 1	\$939.52	11/2/2022
Sherborn	Janssen Payment Year 2	\$2,191.92	11/2/2022
Sherborn	Janssen Payment Year 3	\$1,754.37	11/2/2022
Sherborn	Janssen Payment Year 4	\$2,693.76	11/2/2022
Sherborn	Janssen Payment Year 5	\$2,985.75	11/2/2022
Shirley	Distributor Payment Year 1	\$362.64	9/30/2022
Shirley	Distributor Payment Year 2	\$381.12	9/30/2022
Shirley	Janssen Payment Year 1	\$129.10	11/2/2022
Shirley	Janssen Payment Year 2	\$301.20	11/2/2022
Shirley	Janssen Payment Year 3	\$241.07	11/2/2022
Shirley	Janssen Payment Year 4	\$370.16	11/2/2022
Shirley	Janssen Payment Year 5	\$410.28	11/2/2022
Shrewsbury	Distributor Payment Year 1	\$47,261.65	7/15/2022
Shrewsbury	Distributor Payment Year 2	\$49,669.69	9/30/2022
Shrewsbury	Janssen Payment Year 1	\$16,825.45	11/2/2022
Shrewsbury	Janssen Payment Year 2	\$39,254.12	11/2/2022
Shrewsbury	Janssen Payment Year 3	\$31,418.12	11/2/2022
Shrewsbury	Janssen Payment Year 4	\$48,241.31	11/2/2022
Shrewsbury	Janssen Payment Year 5	\$53,470.36	11/2/2022
Somerset	Distributor Payment Year 1	\$21,499.08	7/15/2022
Somerset	Distributor Payment Year 2	\$22,594.48	9/30/2022
Somerset	Janssen Payment Year 1	\$7,653.81	11/2/2022
Somerset	Janssen Payment Year 2	\$17,856.49	11/2/2022
Somerset	Janssen Payment Year 3	\$14,291.94	11/2/2022
Somerset	Janssen Payment Year 4	\$21,944.72	11/2/2022
Somerset	Janssen Payment Year 5	\$24,323.39	11/2/2022
Somerville	Distributor Payment Year 1	\$40,448.49	7/15/2022
Somerville	Distributor Payment Year 2	\$42,509.39	9/30/2022
Somerville	Janssen Payment Year 1	\$14,399.92	11/2/2022
Somerville	Janssen Payment Year 2	\$33,595.31	11/2/2022
Somerville	Janssen Payment Year 3	\$26,888.94	11/2/2022
Somerville	Janssen Payment Year 4	\$41,286.93	11/2/2022

Massachusetts Statewide Opioid Settlements
Massachusetts Municipal Opioid Abatement Payments as of Nov. 4, 2022

Somerville	Janssen Payment Year 5	\$45,762.17	11/2/2022
South Hadley	Distributor Payment Year 1	\$24,024.52	7/15/2022
South Hadley	Distributor Payment Year 2	\$25,248.60	9/30/2022
South Hadley	Janssen Payment Year 1	\$8,552.88	11/2/2022
South Hadley	Janssen Payment Year 2	\$19,954.05	11/2/2022
South Hadley	Janssen Payment Year 3	\$15,970.78	11/2/2022
South Hadley	Janssen Payment Year 4	\$24,522.51	11/2/2022
South Hadley	Janssen Payment Year 5	\$27,180.60	11/2/2022
Southampton	Distributor Payment Year 1	\$5,651.81	8/15/2022
Southampton	Distributor Payment Year 2	\$5,939.77	9/30/2022
Southampton	Janssen Payment Year 1	\$2,012.08	11/2/2022
Southampton	Janssen Payment Year 2	\$4,694.22	11/2/2022
Southampton	Janssen Payment Year 3	\$3,757.15	11/2/2022
Southampton	Janssen Payment Year 4	\$5,768.96	11/2/2022
Southampton	Janssen Payment Year 5	\$6,394.28	11/2/2022
Southborough	Distributor Payment Year 1	\$15,875.26	7/15/2022
Southborough	Distributor Payment Year 2	\$16,684.13	9/30/2022
Southborough	Janssen Payment Year 1	\$5,651.70	11/2/2022
Southborough	Janssen Payment Year 2	\$13,185.52	11/2/2022
Southborough	Janssen Payment Year 3	\$10,553.40	11/2/2022
Southborough	Janssen Payment Year 4	\$16,204.34	11/2/2022
Southborough	Janssen Payment Year 5	\$17,960.78	11/2/2022
Southbridge	Distributor Payment Year 1	\$21,224.45	7/15/2022
Southbridge	Distributor Payment Year 2	\$22,305.86	9/30/2022
Southbridge	Janssen Payment Year 1	\$7,556.04	11/2/2022
Southbridge	Janssen Payment Year 2	\$17,628.40	11/2/2022
Southbridge	Janssen Payment Year 3	\$14,109.38	11/2/2022
Southbridge	Janssen Payment Year 4	\$21,664.40	11/2/2022
Southbridge	Janssen Payment Year 5	\$24,012.68	11/2/2022
Southwick	Distributor Payment Year 1	\$1,206.93	7/15/2022
Southwick	Distributor Payment Year 2	\$1,268.42	9/30/2022
Southwick	Janssen Payment Year 1	\$429.67	11/2/2022
Southwick	Janssen Payment Year 2	\$1,002.44	11/2/2022
Southwick	Janssen Payment Year 3	\$802.33	11/2/2022
Southwick	Janssen Payment Year 4	\$1,231.94	11/2/2022
Southwick	Janssen Payment Year 5	\$1,365.48	11/2/2022
Spencer	Distributor Payment Year 1	\$1,483.71	7/15/2022
Spencer	Distributor Payment Year 2	\$1,559.31	9/30/2022
Spencer	Janssen Payment Year 1	\$528.21	11/2/2022
Spencer	Janssen Payment Year 2	\$1,232.33	11/2/2022
Spencer	Janssen Payment Year 3	\$986.33	11/2/2022
Spencer	Janssen Payment Year 4	\$1,514.46	11/2/2022
Spencer	Janssen Payment Year 5	\$1,678.62	11/2/2022
Springfield	Distributor Payment Year 1	\$251,310.81	7/15/2022

Massachusetts Statewide Opioid Settlements
Massachusetts Municipal Opioid Abatement Payments as of Nov. 4, 2022

Springfield	Distributor Payment Year 2	\$264,115.41	9/30/2022
Springfield	Janssen Payment Year 1	\$89,468.26	11/2/2022
Springfield	Janssen Payment Year 2	\$208,731.27	11/2/2022
Springfield	Janssen Payment Year 3	\$167,063.86	11/2/2022
Springfield	Janssen Payment Year 4	\$256,520.12	11/2/2022
Springfield	Janssen Payment Year 5	\$284,325.26	11/2/2022
Sterling	Distributor Payment Year 1	\$1,437.01	7/15/2022
Sterling	Distributor Payment Year 2	\$1,510.23	9/30/2022
Sterling	Janssen Payment Year 1	\$511.58	11/2/2022
Sterling	Janssen Payment Year 2	\$1,193.54	11/2/2022
Sterling	Janssen Payment Year 3	\$955.28	11/2/2022
Sterling	Janssen Payment Year 4	\$1,466.80	11/2/2022
Sterling	Janssen Payment Year 5	\$1,625.79	11/2/2022
Stockbridge	Distributor Payment Year 1	\$674.14	8/31/2022
Stockbridge	Distributor Payment Year 2	\$708.49	9/30/2022
Stockbridge	Janssen Payment Year 1	\$240	11/2/2022
Stockbridge	Janssen Payment Year 2	\$559.92	11/2/2022
Stockbridge	Janssen Payment Year 3	\$448.15	11/2/2022
Stockbridge	Janssen Payment Year 4	\$688.11	11/2/2022
Stockbridge	Janssen Payment Year 5	\$762.70	11/2/2022
Stoneham	Distributor Payment Year 1	\$12,195.04	8/15/2022
Stoneham	Distributor Payment Year 2	\$12,816.39	9/30/2022
Stoneham	Janssen Payment Year 1	\$12,205.54	11/2/2022
Stoughton	Distributor Payment Year 1	\$22,778.82	8/31/2022
Stoughton	Distributor Payment Year 2	\$23,939.43	9/30/2022
Stoughton	Janssen Payment Year 1	\$8,109.41	11/2/2022
Stoughton	Janssen Payment Year 2	\$18,919.41	11/2/2022
Stoughton	Janssen Payment Year 3	\$15,142.67	11/2/2022
Stoughton	Janssen Payment Year 4	\$23,250.99	11/2/2022
Stoughton	Janssen Payment Year 5	\$25,771.25	11/2/2022
Stow	Distributor Payment Year 1	\$640.75	7/15/2022
Stow	Distributor Payment Year 2	\$673.40	9/30/2022
Stow	Janssen Payment Year 1	\$228.11	11/2/2022
Stow	Janssen Payment Year 2	\$532.19	11/2/2022
Stow	Janssen Payment Year 3	\$425.95	11/2/2022
Stow	Janssen Payment Year 4	\$654.03	11/2/2022
Stow	Janssen Payment Year 5	\$724.93	11/2/2022
Sturbridge	Distributor Payment Year 1	\$9,024.70	8/15/2022
Sturbridge	Distributor Payment Year 2	\$9,484.52	9/30/2022
Sturbridge	Janssen Payment Year 1	\$3,212.85	11/2/2022
Sturbridge	Janssen Payment Year 2	\$7,495.65	11/2/2022
Sturbridge	Janssen Payment Year 3	\$5,999.35	11/2/2022
Sturbridge	Janssen Payment Year 4	\$9,211.77	11/2/2022
Sturbridge	Janssen Payment Year 5	\$10,210.26	11/2/2022

Massachusetts Statewide Opioid Settlements
Massachusetts Municipal Opioid Abatement Payments as of Nov. 4, 2022

Sudbury	Distributor Payment Year 1	\$14,243	7/15/2022
Sudbury	Distributor Payment Year 2	\$14,968.70	9/30/2022
Sudbury	Janssen Payment Year 1	\$5,070.60	11/2/2022
Sudbury	Janssen Payment Year 2	\$11,829.81	11/2/2022
Sudbury	Janssen Payment Year 3	\$9,468.32	11/2/2022
Sudbury	Janssen Payment Year 4	\$14,538.24	11/2/2022
Sudbury	Janssen Payment Year 5	\$16,114.09	11/2/2022
Sunderland	Distributor Payment Year 1	\$2,880.78	7/15/2022
Sunderland	Distributor Payment Year 2	\$3,027.56	9/30/2022
Sunderland	Janssen Payment Year 1	\$1,025.58	11/2/2022
Sunderland	Janssen Payment Year 2	\$2,392.69	11/2/2022
Sunderland	Janssen Payment Year 3	\$1,915.06	11/2/2022
Sunderland	Janssen Payment Year 4	\$2,940.50	11/2/2022
Sunderland	Janssen Payment Year 5	\$3,259.23	11/2/2022
Sutton	Distributor Payment Year 1	\$12,566.42	8/15/2022
Sutton	Distributor Payment Year 2	\$13,206.69	9/30/2022
Sutton	Janssen Payment Year 1	\$4,473.73	11/2/2022
Sutton	Janssen Payment Year 2	\$10,437.29	11/2/2022
Sutton	Janssen Payment Year 3	\$8,353.78	11/2/2022
Sutton	Janssen Payment Year 4	\$12,826.90	11/2/2022
Sutton	Janssen Payment Year 5	\$14,217.26	11/2/2022
Swampscott	Distributor Payment Year 1	\$20,466.04	8/31/2022
Swampscott	Distributor Payment Year 2	\$21,508.81	9/30/2022
Swampscott	Janssen Payment Year 1	\$7,286.04	11/2/2022
Swampscott	Janssen Payment Year 2	\$16,998.48	11/2/2022
Swampscott	Janssen Payment Year 3	\$13,605.20	11/2/2022
Swampscott	Janssen Payment Year 4	\$20,890.27	11/2/2022
Swampscott	Janssen Payment Year 5	\$23,154.64	11/2/2022
Swansea	Distributor Payment Year 1	\$22,840.36	7/15/2022
Swansea	Distributor Payment Year 2	\$24,004.11	9/30/2022
Swansea	Janssen Payment Year 1	\$8,131.32	11/2/2022
Swansea	Janssen Payment Year 2	\$18,970.52	11/2/2022
Swansea	Janssen Payment Year 3	\$15,183.59	11/2/2022
Swansea	Janssen Payment Year 4	\$23,313.81	11/2/2022
Swansea	Janssen Payment Year 5	\$25,840.88	11/2/2022
Taunton	Distributor Payment Year 1	\$96,088.32	7/15/2022
Taunton	Distributor Payment Year 2	\$100,984.14	9/30/2022
Taunton	Janssen Payment Year 1	\$34,208.06	11/2/2022
Taunton	Janssen Payment Year 2	\$79,808.09	11/2/2022
Taunton	Janssen Payment Year 3	\$63,876.62	11/2/2022
Taunton	Janssen Payment Year 4	\$98,080.09	11/2/2022
Taunton	Janssen Payment Year 5	\$108,711.34	11/2/2022
Templeton	Distributor Payment Year 1	\$1,224.96	7/29/2022
Templeton	Distributor Payment Year 2	\$1,287.37	9/30/2022

Massachusetts Statewide Opioid Settlements
Massachusetts Municipal Opioid Abatement Payments as of Nov. 4, 2022

Templeton	Janssen Payment Year 1	\$436.09	11/2/2022
Templeton	Janssen Payment Year 2	\$1,017.42	11/2/2022
Templeton	Janssen Payment Year 3	\$814.32	11/2/2022
Templeton	Janssen Payment Year 4	\$1,250.35	11/2/2022
Templeton	Janssen Payment Year 5	\$1,385.88	11/2/2022
Tewksbury	Distributor Payment Year 1	\$18,452.04	7/15/2022
Tewksbury	Distributor Payment Year 2	\$19,392.20	9/30/2022
Tewksbury	Janssen Payment Year 1	\$6,569.05	11/2/2022
Tewksbury	Janssen Payment Year 2	\$15,325.72	11/2/2022
Tewksbury	Janssen Payment Year 3	\$12,266.36	11/2/2022
Tewksbury	Janssen Payment Year 4	\$18,834.53	11/2/2022
Tewksbury	Janssen Payment Year 5	\$20,876.07	11/2/2022
Tisbury	Distributor Payment Year 1	\$4,860.88	11/2/2022
Tisbury	Distributor Payment Year 2	\$5,108.55	11/2/2022
Tisbury	Janssen Payment Year 1	\$1,730.51	11/2/2022
Tisbury	Janssen Payment Year 2	\$4,037.31	11/2/2022
Tisbury	Janssen Payment Year 3	\$3,231.37	11/2/2022
Tisbury	Janssen Payment Year 4	\$4,961.64	11/2/2022
Tisbury	Janssen Payment Year 5	\$5,499.45	11/2/2022
Townsend	Distributor Payment Year 1	\$685.38	9/15/2022
Townsend	Distributor Payment Year 2	\$720.30	9/30/2022
Townsend	Janssen Payment Year 1	\$244	11/2/2022
Townsend	Janssen Payment Year 2	\$569.25	11/2/2022
Townsend	Janssen Payment Year 3	\$455.62	11/2/2022
Townsend	Janssen Payment Year 4	\$699.58	11/2/2022
Townsend	Janssen Payment Year 5	\$775.41	11/2/2022
Truro	Distributor Payment Year 1	\$4,413.07	7/15/2022
Truro	Distributor Payment Year 2	\$4,637.92	9/30/2022
Truro	Janssen Payment Year 1	\$1,571.08	11/2/2022
Truro	Janssen Payment Year 2	\$3,665.36	11/2/2022
Truro	Janssen Payment Year 3	\$2,933.67	11/2/2022
Truro	Janssen Payment Year 4	\$4,504.54	11/2/2022
Truro	Janssen Payment Year 5	\$4,992.81	11/2/2022
Tyngsborough	Distributor Payment Year 1	\$8,489.42	8/15/2022
Tyngsborough	Distributor Payment Year 2	\$8,921.97	9/30/2022
Tyngsborough	Janssen Payment Year 1	\$3,022.29	11/2/2022
Tyngsborough	Janssen Payment Year 2	\$7,051.06	11/2/2022
Tyngsborough	Janssen Payment Year 3	\$5,643.51	11/2/2022
Tyngsborough	Janssen Payment Year 4	\$8,665.40	11/2/2022
Tyngsborough	Janssen Payment Year 5	\$9,604.67	11/2/2022
Upton	Distributor Payment Year 1	\$1,541.14	8/15/2022
Upton	Distributor Payment Year 2	\$1,619.66	9/30/2022
Upton	Janssen Payment Year 1	\$548.66	11/2/2022
Upton	Janssen Payment Year 2	\$1,280.02	11/2/2022

Massachusetts Statewide Opioid Settlements
Massachusetts Municipal Opioid Abatement Payments as of Nov. 4, 2022

Upton	Janssen Payment Year 3	\$1,024.50	11/2/2022
Upton	Janssen Payment Year 4	\$1,573.09	11/2/2022
Upton	Janssen Payment Year 5	\$1,743.60	11/2/2022
Uxbridge	Distributor Payment Year 1	\$16,473.54	7/15/2022
Uxbridge	Distributor Payment Year 2	\$17,312.89	9/30/2022
Uxbridge	Janssen Payment Year 1	\$5,864.69	11/2/2022
Uxbridge	Janssen Payment Year 2	\$13,682.43	11/2/2022
Uxbridge	Janssen Payment Year 3	\$10,951.12	11/2/2022
Uxbridge	Janssen Payment Year 4	\$16,815.02	11/2/2022
Uxbridge	Janssen Payment Year 5	\$18,637.66	11/2/2022
Wakefield	Distributor Payment Year 1	\$15,454.42	7/15/2022
Wakefield	Distributor Payment Year 2	\$16,241.85	9/30/2022
Wakefield	Janssen Payment Year 1	\$5,501.87	11/2/2022
Wakefield	Janssen Payment Year 2	\$12,835.98	11/2/2022
Wakefield	Janssen Payment Year 3	\$10,273.64	11/2/2022
Wakefield	Janssen Payment Year 4	\$15,774.77	11/2/2022
Wakefield	Janssen Payment Year 5	\$17,484.66	11/2/2022
Walpole	Distributor Payment Year 1	\$23,328.08	7/15/2022
Walpole	Distributor Payment Year 2	\$24,516.67	9/30/2022
Walpole	Janssen Payment Year 1	\$8,304.95	11/2/2022
Walpole	Janssen Payment Year 2	\$19,375.61	11/2/2022
Walpole	Janssen Payment Year 3	\$15,507.80	11/2/2022
Walpole	Janssen Payment Year 4	\$23,811.64	11/2/2022
Walpole	Janssen Payment Year 5	\$26,392.66	11/2/2022
Waltham	Distributor Payment Year 1	\$38,873.48	7/15/2022
Waltham	Distributor Payment Year 2	\$40,854.13	9/30/2022
Waltham	Janssen Payment Year 1	\$13,839.21	11/2/2022
Waltham	Janssen Payment Year 2	\$32,287.15	11/2/2022
Waltham	Janssen Payment Year 3	\$25,841.92	11/2/2022
Waltham	Janssen Payment Year 4	\$39,679.27	11/2/2022
Waltham	Janssen Payment Year 5	\$43,980.24	11/2/2022
Ware	Distributor Payment Year 1	\$14,866.67	7/15/2022
Ware	Distributor Payment Year 2	\$15,624.14	9/30/2022
Ware	Janssen Payment Year 1	\$5,292.63	11/2/2022
Ware	Janssen Payment Year 2	\$12,347.81	11/2/2022
Ware	Janssen Payment Year 3	\$9,882.91	11/2/2022
Ware	Janssen Payment Year 4	\$15,174.83	11/2/2022
Ware	Janssen Payment Year 5	\$16,819.69	11/2/2022
Wareham	Distributor Payment Year 1	\$26,258.52	7/15/2022
Wareham	Distributor Payment Year 2	\$27,596.42	9/30/2022
Wareham	Janssen Payment Year 1	\$9,348.20	11/2/2022
Wareham	Janssen Payment Year 2	\$21,809.54	11/2/2022
Wareham	Janssen Payment Year 3	\$17,455.87	11/2/2022
Wareham	Janssen Payment Year 4	\$26,802.82	11/2/2022

Massachusetts Statewide Opioid Settlements
Massachusetts Municipal Opioid Abatement Payments as of Nov. 4, 2022

Wareham	Janssen Payment Year 5	\$29,708.07	11/2/2022
Warren	Distributor Payment Year 1	\$1,309.53	7/15/2022
Warren	Distributor Payment Year 2	\$1,376.25	9/30/2022
Warren	Janssen Payment Year 1	\$466.20	11/2/2022
Warren	Janssen Payment Year 2	\$1,087.65	11/2/2022
Warren	Janssen Payment Year 3	\$870.53	11/2/2022
Warren	Janssen Payment Year 4	\$1,336.67	11/2/2022
Warren	Janssen Payment Year 5	\$1,481.56	11/2/2022
Warwick	Distributor Payment Year 1	\$482	7/15/2022
Warwick	Distributor Payment Year 2	\$506.56	9/30/2022
Warwick	Janssen Payment Year 1	\$171.60	11/2/2022
Warwick	Janssen Payment Year 2	\$400.34	11/2/2022
Warwick	Janssen Payment Year 3	\$320.42	11/2/2022
Warwick	Janssen Payment Year 4	\$491.99	11/2/2022
Warwick	Janssen Payment Year 5	\$545.32	11/2/2022
Washington	Distributor Payment Year 1	\$29.75	7/15/2022
Washington	Distributor Payment Year 2	\$31.27	9/30/2022
Washington	Janssen Payment Year 1	\$10.59	11/2/2022
Washington	Janssen Payment Year 2	\$24.71	11/2/2022
Washington	Janssen Payment Year 3	\$19.78	11/2/2022
Washington	Janssen Payment Year 4	\$30.37	11/2/2022
Washington	Janssen Payment Year 5	\$33.66	11/2/2022
Watertown	Distributor Payment Year 1	\$18,557.63	7/15/2022
Watertown	Distributor Payment Year 2	\$19,503.16	9/30/2022
Watertown	Janssen Payment Year 1	\$18,573.61	11/2/2022
Wayland	Distributor Payment Year 1	\$15,683.20	7/15/2022
Wayland	Distributor Payment Year 2	\$16,482.28	9/30/2022
Wayland	Janssen Payment Year 1	\$5,583.32	11/2/2022
Wayland	Janssen Payment Year 2	\$13,026	11/2/2022
Wayland	Janssen Payment Year 3	\$10,425.72	11/2/2022
Wayland	Janssen Payment Year 4	\$16,008.29	11/2/2022
Wayland	Janssen Payment Year 5	\$17,743.48	11/2/2022
Webster	Distributor Payment Year 1	\$17,571.66	7/15/2022
Webster	Distributor Payment Year 2	\$18,466.96	9/30/2022
Webster	Janssen Payment Year 1	\$6,255.62	11/2/2022
Webster	Janssen Payment Year 2	\$14,594.50	11/2/2022
Webster	Janssen Payment Year 3	\$11,681.11	11/2/2022
Webster	Janssen Payment Year 4	\$17,935.89	11/2/2022
Webster	Janssen Payment Year 5	\$19,880.03	11/2/2022
Wellesley	Distributor Payment Year 1	\$35,140.08	7/15/2022
Wellesley	Distributor Payment Year 2	\$36,930.51	9/30/2022
Wellesley	Janssen Payment Year 1	\$12,510.09	11/2/2022
Wellesley	Janssen Payment Year 2	\$29,186.30	11/2/2022
Wellesley	Janssen Payment Year 3	\$23,360.07	11/2/2022

Massachusetts Statewide Opioid Settlements
Massachusetts Municipal Opioid Abatement Payments as of Nov. 4, 2022

Wellesley	Janssen Payment Year 4	\$35,868.48	11/2/2022
Wellesley	Janssen Payment Year 5	\$39,756.39	11/2/2022
Wellfleet	Distributor Payment Year 1	\$4,877.26	8/15/2022
Wellfleet	Distributor Payment Year 2	\$5,125.76	9/30/2022
Wellfleet	Janssen Payment Year 1	\$1,736.33	11/2/2022
Wellfleet	Janssen Payment Year 2	\$4,050.90	11/2/2022
Wellfleet	Janssen Payment Year 3	\$3,242.25	11/2/2022
Wellfleet	Janssen Payment Year 4	\$4,978.35	11/2/2022
Wellfleet	Janssen Payment Year 5	\$5,517.98	11/2/2022
Wendell	Distributor Payment Year 1	\$76.75	8/31/2022
Wendell	Distributor Payment Year 2	\$80.66	9/30/2022
Wendell	Janssen Payment Year 1	\$27.32	11/2/2022
Wendell	Janssen Payment Year 2	\$63.74	11/2/2022
Wendell	Janssen Payment Year 3	\$51.02	11/2/2022
Wendell	Janssen Payment Year 4	\$78.34	11/2/2022
Wendell	Janssen Payment Year 5	\$86.83	11/2/2022
West Bridgewater	Distributor Payment Year 1	\$10,718.43	7/15/2022
West Bridgewater	Distributor Payment Year 2	\$11,264.54	9/30/2022
West Bridgewater	Janssen Payment Year 1	\$3,815.83	11/2/2022
West Bridgewater	Janssen Payment Year 2	\$8,902.41	11/2/2022
West Bridgewater	Janssen Payment Year 3	\$7,125.29	11/2/2022
West Bridgewater	Janssen Payment Year 4	\$10,940.60	11/2/2022
West Bridgewater	Janssen Payment Year 5	\$12,126.50	11/2/2022
West Newbury	Distributor Payment Year 1	\$635.26	7/15/2022
West Newbury	Distributor Payment Year 2	\$667.63	9/30/2022
West Newbury	Janssen Payment Year 1	\$226.16	11/2/2022
West Newbury	Janssen Payment Year 2	\$527.63	11/2/2022
West Newbury	Janssen Payment Year 3	\$422.30	11/2/2022
West Newbury	Janssen Payment Year 4	\$648.43	11/2/2022
West Newbury	Janssen Payment Year 5	\$718.71	11/2/2022
West Springfield	Distributor Payment Year 1	\$33,797.06	8/31/2022
West Springfield	Distributor Payment Year 2	\$35,519.07	9/30/2022
West Springfield	Janssen Payment Year 1	\$12,031.97	11/2/2022
West Springfield	Janssen Payment Year 2	\$28,070.83	11/2/2022
West Springfield	Janssen Payment Year 3	\$22,467.27	11/2/2022
West Springfield	Janssen Payment Year 4	\$34,497.63	11/2/2022
West Springfield	Janssen Payment Year 5	\$38,236.95	11/2/2022
West Stockbridge	Distributor Payment Year 1	\$207.43	8/15/2022
West Stockbridge	Distributor Payment Year 2	\$218	9/30/2022
West Stockbridge	Janssen Payment Year 1	\$73.85	11/2/2022
West Stockbridge	Janssen Payment Year 2	\$172.28	11/2/2022
West Stockbridge	Janssen Payment Year 3	\$137.89	11/2/2022
West Stockbridge	Janssen Payment Year 4	\$211.73	11/2/2022
West Stockbridge	Janssen Payment Year 5	\$234.68	11/2/2022

Massachusetts Statewide Opioid Settlements
Massachusetts Municipal Opioid Abatement Payments as of Nov. 4, 2022

West Tisbury	Distributor Payment Year 1	\$724.37	8/15/2022
West Tisbury	Distributor Payment Year 2	\$761.28	9/30/2022
West Tisbury	Janssen Payment Year 1	\$257.88	11/2/2022
West Tisbury	Janssen Payment Year 2	\$601.64	11/2/2022
West Tisbury	Janssen Payment Year 3	\$481.54	11/2/2022
West Tisbury	Janssen Payment Year 4	\$739.39	11/2/2022
West Tisbury	Janssen Payment Year 5	\$819.53	11/2/2022
Westborough	Distributor Payment Year 1	\$37,030.92	7/15/2022
Westborough	Distributor Payment Year 2	\$38,917.70	9/30/2022
Westborough	Janssen Payment Year 1	\$13,183.25	11/2/2022
Westborough	Janssen Payment Year 2	\$30,756.78	11/2/2022
Westborough	Janssen Payment Year 3	\$24,617.04	11/2/2022
Westborough	Janssen Payment Year 4	\$37,798.52	11/2/2022
Westborough	Janssen Payment Year 5	\$41,895.64	11/2/2022
Westfield	Distributor Payment Year 1	\$47,752.29	7/15/2022
Westfield	Distributor Payment Year 2	\$50,185.33	9/30/2022
Westfield	Janssen Payment Year 1	\$17,000.12	11/2/2022
Westfield	Janssen Payment Year 2	\$39,661.63	11/2/2022
Westfield	Janssen Payment Year 3	\$31,744.28	11/2/2022
Westfield	Janssen Payment Year 4	\$48,742.13	11/2/2022
Westfield	Janssen Payment Year 5	\$54,025.46	11/2/2022
Westford	Distributor Payment Year 1	\$21,471.65	7/15/2022
Westford	Distributor Payment Year 2	\$22,565.66	9/30/2022
Westford	Janssen Payment Year 1	\$7,644.05	11/2/2022
Westford	Janssen Payment Year 2	\$17,833.72	11/2/2022
Westford	Janssen Payment Year 3	\$14,273.71	11/2/2022
Westford	Janssen Payment Year 4	\$21,916.73	11/2/2022
Westford	Janssen Payment Year 5	\$24,292.36	11/2/2022
Westhampton	Distributor Payment Year 1	\$1,456.10	7/29/2022
Westhampton	Distributor Payment Year 2	\$1,530.29	9/30/2022
Westhampton	Janssen Payment Year 1	\$518.38	11/2/2022
Westhampton	Janssen Payment Year 2	\$1,209.40	11/2/2022
Westhampton	Janssen Payment Year 3	\$967.97	11/2/2022
Westhampton	Janssen Payment Year 4	\$1,486.29	11/2/2022
Westhampton	Janssen Payment Year 5	\$1,647.39	11/2/2022
Westminster	Distributor Payment Year 1	\$1,656	7/29/2022
Westminster	Distributor Payment Year 2	\$1,740.38	9/30/2022
Westminster	Janssen Payment Year 1	\$589.55	11/2/2022
Westminster	Janssen Payment Year 2	\$1,375.42	11/2/2022
Westminster	Janssen Payment Year 3	\$1,100.86	11/2/2022
Westminster	Janssen Payment Year 4	\$1,690.33	11/2/2022
Westminster	Janssen Payment Year 5	\$1,873.55	11/2/2022
Weston	Distributor Payment Year 1	\$16,466.62	7/15/2022
Weston	Distributor Payment Year 2	\$17,305.61	9/30/2022

Massachusetts Statewide Opioid Settlements
Massachusetts Municipal Opioid Abatement Payments as of Nov. 4, 2022

Weston	Janssen Payment Year 1	\$5,862.22	11/2/2022
Weston	Janssen Payment Year 2	\$13,676.68	11/2/2022
Weston	Janssen Payment Year 3	\$10,946.51	11/2/2022
Weston	Janssen Payment Year 4	\$16,807.95	11/2/2022
Weston	Janssen Payment Year 5	\$18,629.82	11/2/2022
Westport	Distributor Payment Year 1	\$20,532.24	7/15/2022
Westport	Distributor Payment Year 2	\$21,578.38	9/30/2022
Westport	Janssen Payment Year 1	\$7,309.61	11/2/2022
Westport	Janssen Payment Year 2	\$17,053.47	11/2/2022
Westport	Janssen Payment Year 3	\$13,649.21	11/2/2022
Westport	Janssen Payment Year 4	\$20,957.84	11/2/2022
Westport	Janssen Payment Year 5	\$23,229.54	11/2/2022
Westwood	Distributor Payment Year 1	\$21,207.42	7/15/2022
Westwood	Distributor Payment Year 2	\$22,287.96	9/30/2022
Westwood	Janssen Payment Year 1	\$7,549.98	11/2/2022
Westwood	Janssen Payment Year 2	\$17,614.25	11/2/2022
Westwood	Janssen Payment Year 3	\$14,098.05	11/2/2022
Westwood	Janssen Payment Year 4	\$21,647.02	11/2/2022
Westwood	Janssen Payment Year 5	\$23,993.42	11/2/2022
Weymouth	Distributor Payment Year 1	\$41,312.57	7/15/2022
Weymouth	Distributor Payment Year 2	\$43,417.50	9/30/2022
Weymouth	Janssen Payment Year 1	\$14,707.54	11/2/2022
Weymouth	Janssen Payment Year 2	\$34,312.99	11/2/2022
Weymouth	Janssen Payment Year 3	\$27,463.35	11/2/2022
Weymouth	Janssen Payment Year 4	\$42,168.92	11/2/2022
Weymouth	Janssen Payment Year 5	\$46,739.76	11/2/2022
Whately	Distributor Payment Year 1	\$2,294.89	7/15/2022
Whately	Distributor Payment Year 2	\$2,411.82	9/30/2022
Whately	Janssen Payment Year 1	\$817	11/2/2022
Whately	Janssen Payment Year 2	\$1,906.07	11/2/2022
Whately	Janssen Payment Year 3	\$1,525.57	11/2/2022
Whately	Janssen Payment Year 4	\$2,342.46	11/2/2022
Whately	Janssen Payment Year 5	\$2,596.37	11/2/2022
Whitman	Distributor Payment Year 1	\$3,277.34	8/31/2022
Whitman	Distributor Payment Year 2	\$3,444.32	9/30/2022
Whitman	Janssen Payment Year 1	\$1,166.75	11/2/2022
Whitman	Janssen Payment Year 2	\$2,722.06	11/2/2022
Whitman	Janssen Payment Year 3	\$2,178.67	11/2/2022
Whitman	Janssen Payment Year 4	\$3,345.27	11/2/2022
Whitman	Janssen Payment Year 5	\$3,707.88	11/2/2022
Wilbraham	Distributor Payment Year 1	\$2,287.05	7/15/2022
Wilbraham	Distributor Payment Year 2	\$2,403.58	9/30/2022
Wilbraham	Janssen Payment Year 1	\$814.21	11/2/2022
Wilbraham	Janssen Payment Year 2	\$1,899.56	11/2/2022

Massachusetts Statewide Opioid Settlements
Massachusetts Municipal Opioid Abatement Payments as of Nov. 4, 2022

Wilbraham	Janssen Payment Year 3	\$1,520.36	11/2/2022
Wilbraham	Janssen Payment Year 4	\$2,334.46	11/2/2022
Wilbraham	Janssen Payment Year 5	\$2,587.50	11/2/2022
Williamsburg	Distributor Payment Year 1	\$2,512.35	8/31/2022
Williamsburg	Distributor Payment Year 2	\$2,640.36	9/30/2022
Williamsburg	Janssen Payment Year 1	\$894.41	11/2/2022
Williamsburg	Janssen Payment Year 2	\$2,086.68	11/2/2022
Williamsburg	Janssen Payment Year 3	\$1,670.14	11/2/2022
Williamsburg	Janssen Payment Year 4	\$2,564.43	11/2/2022
Williamsburg	Janssen Payment Year 5	\$2,842.40	11/2/2022
Williamstown	Distributor Payment Year 1	\$5,718.70	7/15/2022
Williamstown	Distributor Payment Year 2	\$6,010.08	9/30/2022
Williamstown	Janssen Payment Year 1	\$2,035.90	11/2/2022
Williamstown	Janssen Payment Year 2	\$4,749.78	11/2/2022
Williamstown	Janssen Payment Year 3	\$3,801.62	11/2/2022
Williamstown	Janssen Payment Year 4	\$5,837.24	11/2/2022
Williamstown	Janssen Payment Year 5	\$6,469.96	11/2/2022
Wilmington	Distributor Payment Year 1	\$18,021.52	7/15/2022
Wilmington	Distributor Payment Year 2	\$18,939.74	9/30/2022
Wilmington	Janssen Payment Year 1	\$6,415.78	11/2/2022
Wilmington	Janssen Payment Year 2	\$14,968.14	11/2/2022
Wilmington	Janssen Payment Year 3	\$11,980.16	11/2/2022
Wilmington	Janssen Payment Year 4	\$18,395.08	11/2/2022
Wilmington	Janssen Payment Year 5	\$20,388.99	11/2/2022
Winchendon	Distributor Payment Year 1	\$13,370.44	7/29/2022
Winchendon	Distributor Payment Year 2	\$14,051.68	9/30/2022
Winchendon	Janssen Payment Year 1	\$4,759.96	11/2/2022
Winchendon	Janssen Payment Year 2	\$11,105.09	11/2/2022
Winchendon	Janssen Payment Year 3	\$8,888.27	11/2/2022
Winchendon	Janssen Payment Year 4	\$13,647.59	11/2/2022
Winchendon	Janssen Payment Year 5	\$15,126.90	11/2/2022
Winchester	Distributor Payment Year 1	\$18,770.37	9/30/2022
Winchester	Distributor Payment Year 2	\$19,726.75	9/30/2022
Winchester	Janssen Payment Year 1	\$6,682.37	11/2/2022
Winchester	Janssen Payment Year 2	\$15,590.11	11/2/2022
Winchester	Janssen Payment Year 3	\$12,477.98	11/2/2022
Winchester	Janssen Payment Year 4	\$19,159.46	11/2/2022
Winchester	Janssen Payment Year 5	\$21,236.22	11/2/2022
Windsor	Distributor Payment Year 1	\$38.26	7/15/2022
Windsor	Distributor Payment Year 2	\$40.21	9/30/2022
Windsor	Janssen Payment Year 1	\$13.62	11/2/2022
Windsor	Janssen Payment Year 2	\$31.77	11/2/2022
Windsor	Janssen Payment Year 3	\$25.43	11/2/2022
Windsor	Janssen Payment Year 4	\$39.05	11/2/2022

Massachusetts Statewide Opioid Settlements
Massachusetts Municipal Opioid Abatement Payments as of Nov. 4, 2022

Windsor	Janssen Payment Year 5	\$43.28	11/2/2022
Winthrop	Distributor Payment Year 1	\$10,998.09	8/15/2022
Winthrop	Distributor Payment Year 2	\$11,558.45	9/30/2022
Winthrop	Janssen Payment Year 1	\$11,007.56	11/2/2022
Woburn	Distributor Payment Year 1	\$25,587.68	7/15/2022
Woburn	Distributor Payment Year 2	\$26,891.40	9/30/2022
Woburn	Janssen Payment Year 1	\$9,109.38	11/2/2022
Woburn	Janssen Payment Year 2	\$21,252.36	11/2/2022
Woburn	Janssen Payment Year 3	\$17,009.92	11/2/2022
Woburn	Janssen Payment Year 4	\$26,118.07	11/2/2022
Woburn	Janssen Payment Year 5	\$28,949.11	11/2/2022
Worcester	Distributor Payment Year 1	\$277,013.43	7/15/2022
Worcester	Distributor Payment Year 2	\$291,127.61	9/30/2022
Worcester	Janssen Payment Year 1	\$277,251.95	11/2/2022
Worthington	Distributor Payment Year 1	\$110.06	8/15/2022
Worthington	Distributor Payment Year 2	\$115.67	9/30/2022
Worthington	Janssen Payment Year 1	\$39.18	11/2/2022
Worthington	Janssen Payment Year 2	\$91.41	11/2/2022
Worthington	Janssen Payment Year 3	\$73.16	11/2/2022
Worthington	Janssen Payment Year 4	\$112.34	11/2/2022
Worthington	Janssen Payment Year 5	\$124.52	11/2/2022
Wrentham	Distributor Payment Year 1	\$7,024.34	7/15/2022
Wrentham	Distributor Payment Year 2	\$7,382.24	9/30/2022
Wrentham	Janssen Payment Year 1	\$2,500.71	11/2/2022
Wrentham	Janssen Payment Year 2	\$5,834.21	11/2/2022
Wrentham	Janssen Payment Year 3	\$4,669.57	11/2/2022
Wrentham	Janssen Payment Year 4	\$7,169.95	11/2/2022
Wrentham	Janssen Payment Year 5	\$7,947.12	11/2/2022
Yarmouth	Distributor Payment Year 1	\$9,555.68	7/15/2022
Yarmouth	Distributor Payment Year 2	\$10,042.55	9/30/2022
Yarmouth	Janssen Payment Year 1	\$3,401.88	11/2/2022
Yarmouth	Janssen Payment Year 2	\$7,936.66	11/2/2022
Yarmouth	Janssen Payment Year 3	\$6,352.33	11/2/2022
Yarmouth	Janssen Payment Year 4	\$9,753.75	11/2/2022
Yarmouth	Janssen Payment Year 5	\$10,811	11/2/2022

Massachusetts Statewide Opioid Settlements
Massachusetts Municipal Opioid Abatement Payments as of Nov. 4, 2022

Massachusetts municipal	Payment Type	Payment Amount	Payment Date
Abington	Distributor Payment Year 1	\$17,534.67	7/15/2022
Abington	Distributor Payment Year 2	\$18,428.09	9/30/2022
Abington	Janssen Payment Year 1	\$6,242.46	11/2/2022
Abington	Janssen Payment Year 2	\$14,563.78	11/2/2022
Abington	Janssen Payment Year 3	\$11,656.52	11/2/2022
Abington	Janssen Payment Year 4	\$17,898.14	11/2/2022
Abington	Janssen Payment Year 5	\$19,838.19	11/2/2022
Acton	Distributor Payment Year 1	\$11,586.66	8/15/2022
Acton	Distributor Payment Year 2	\$12,177.01	9/30/2022
Acton	Janssen Payment Year 1	\$4,124.92	11/2/2022
Acton	Janssen Payment Year 2	\$9,623.53	11/2/2022
Acton	Janssen Payment Year 3	\$7,702.46	11/2/2022
Acton	Janssen Payment Year 4	\$11,826.83	11/2/2022
Acton	Janssen Payment Year 5	\$13,108.78	11/2/2022
Acushnet	Distributor Payment Year 1	\$11,300.56	8/31/2022
Acushnet	Distributor Payment Year 2	\$11,876.33	9/30/2022
Acushnet	Janssen Payment Year 1	\$4,023.07	11/2/2022
Acushnet	Janssen Payment Year 2	\$9,385.91	11/2/2022
Acushnet	Janssen Payment Year 3	\$7,512.27	11/2/2022
Acushnet	Janssen Payment Year 4	\$11,534.80	11/2/2022
Acushnet	Janssen Payment Year 5	\$12,785.10	11/2/2022
Adams	Distributor Payment Year 1	\$1,385.68	7/15/2022
Adams	Distributor Payment Year 2	\$1,456.29	9/30/2022
Adams	Janssen Payment Year 1	\$493.31	11/2/2022
Adams	Janssen Payment Year 2	\$1,150.91	11/2/2022
Adams	Janssen Payment Year 3	\$921.16	11/2/2022
Adams	Janssen Payment Year 4	\$1,414.41	11/2/2022
Adams	Janssen Payment Year 5	\$1,567.72	11/2/2022
Agawam	Distributor Payment Year 1	\$31,710.54	7/15/2022
Agawam	Distributor Payment Year 2	\$33,326.23	9/30/2022
Agawam	Janssen Payment Year 1	\$11,289.16	11/2/2022
Agawam	Janssen Payment Year 2	\$26,337.83	11/2/2022
Agawam	Janssen Payment Year 3	\$21,080.21	11/2/2022
Agawam	Janssen Payment Year 4	\$32,367.85	11/2/2022
Agawam	Janssen Payment Year 5	\$35,876.32	11/2/2022
Alford	Distributor Payment Year 1	\$54.41	7/15/2022
Alford	Distributor Payment Year 2	\$57.18	9/30/2022
Alford	Janssen Payment Year 1	\$19.37	11/2/2022
Alford	Janssen Payment Year 2	\$45.19	11/2/2022
Alford	Janssen Payment Year 3	\$36.17	11/2/2022
Alford	Janssen Payment Year 4	\$55.53	11/2/2022
Alford	Janssen Payment Year 5	\$61.55	11/2/2022

Massachusetts Statewide Opioid Settlements
Massachusetts Municipal Opioid Abatement Payments as of Nov. 4, 2022

Amesbury	Distributor Payment Year 1	\$18,849.72	7/15/2022
Amesbury	Distributor Payment Year 2	\$19,810.13	9/30/2022
Amesbury	Janssen Payment Year 1	\$6,710.62	11/2/2022
Amesbury	Janssen Payment Year 2	\$15,656.01	11/2/2022
Amesbury	Janssen Payment Year 3	\$12,530.72	11/2/2022
Amesbury	Janssen Payment Year 4	\$19,240.44	11/2/2022
Amesbury	Janssen Payment Year 5	\$21,325.99	11/2/2022
Amherst	Distributor Payment Year 1	\$26,846.47	9/30/2022
Amherst	Distributor Payment Year 2	\$28,214.33	9/30/2022
Amherst	Janssen Payment Year 1	\$9,557.51	11/2/2022
Amherst	Janssen Payment Year 2	\$22,297.87	11/2/2022
Amherst	Janssen Payment Year 3	\$17,846.72	11/2/2022
Amherst	Janssen Payment Year 4	\$27,402.95	11/2/2022
Amherst	Janssen Payment Year 5	\$30,373.26	11/2/2022
Andover	Distributor Payment Year 1	\$51,873.89	7/15/2022
Andover	Distributor Payment Year 2	\$54,516.93	9/30/2022
Andover	Janssen Payment Year 1	\$51,918.56	11/2/2022
Aquinnah	Distributor Payment Year 1	\$360.01	8/15/2022
Aquinnah	Distributor Payment Year 2	\$378.36	9/30/2022
Aquinnah	Janssen Payment Year 1	\$128.17	11/2/2022
Aquinnah	Janssen Payment Year 2	\$299.02	11/2/2022
Aquinnah	Janssen Payment Year 3	\$239.33	11/2/2022
Aquinnah	Janssen Payment Year 4	\$367.47	11/2/2022
Aquinnah	Janssen Payment Year 5	\$407.31	11/2/2022
Arlington	Distributor Payment Year 1	\$24,468.01	7/15/2022
Arlington	Distributor Payment Year 2	\$25,714.69	9/30/2022
Arlington	Janssen Payment Year 1	\$8,710.77	11/2/2022
Arlington	Janssen Payment Year 2	\$20,322.40	11/2/2022
Arlington	Janssen Payment Year 3	\$16,265.60	11/2/2022
Arlington	Janssen Payment Year 4	\$24,975.20	11/2/2022
Arlington	Janssen Payment Year 5	\$27,682.35	11/2/2022
Ashburnham	Distributor Payment Year 1	\$1,023.64	7/15/2022
Ashburnham	Distributor Payment Year 2	\$1,075.80	9/30/2022
Ashburnham	Janssen Payment Year 1	\$364.42	11/2/2022
Ashburnham	Janssen Payment Year 2	\$850.21	11/2/2022
Ashburnham	Janssen Payment Year 3	\$680.49	11/2/2022
Ashburnham	Janssen Payment Year 4	\$1,044.86	11/2/2022
Ashburnham	Janssen Payment Year 5	\$1,158.12	11/2/2022
Ashfield	Distributor Payment Year 1	\$199.35	7/15/2022
Ashfield	Distributor Payment Year 2	\$209.51	9/30/2022
Ashfield	Janssen Payment Year 1	\$70.97	11/2/2022
Ashfield	Janssen Payment Year 2	\$165.58	11/2/2022
Ashfield	Janssen Payment Year 3	\$132.52	11/2/2022
Ashfield	Janssen Payment Year 4	\$203.49	11/2/2022

Massachusetts Statewide Opioid Settlements
Massachusetts Municipal Opioid Abatement Payments as of Nov. 4, 2022

Ashfield	Janssen Payment Year 5	\$225.54	11/2/2022
Ashland	Distributor Payment Year 1	\$11,787.14	7/15/2022
Ashland	Distributor Payment Year 2	\$12,387.71	9/30/2022
Ashland	Janssen Payment Year 1	\$4,196.30	11/2/2022
Ashland	Janssen Payment Year 2	\$9,790.05	11/2/2022
Ashland	Janssen Payment Year 3	\$7,835.74	11/2/2022
Ashland	Janssen Payment Year 4	\$12,031.47	11/2/2022
Ashland	Janssen Payment Year 5	\$13,335.61	11/2/2022
Athol	Distributor Payment Year 1	\$2,626	8/15/2022
Athol	Distributor Payment Year 2	\$2,759.79	9/30/2022
Athol	Janssen Payment Year 1	\$934.87	11/2/2022
Athol	Janssen Payment Year 2	\$2,181.07	11/2/2022
Athol	Janssen Payment Year 3	\$1,745.68	11/2/2022
Athol	Janssen Payment Year 4	\$2,680.43	11/2/2022
Athol	Janssen Payment Year 5	\$2,970.97	11/2/2022
Attleboro	Distributor Payment Year 1	\$68,339.19	8/15/2022
Attleboro	Distributor Payment Year 2	\$71,821.16	9/30/2022
Attleboro	Janssen Payment Year 1	\$24,329.19	11/2/2022
Attleboro	Janssen Payment Year 2	\$56,760.50	11/2/2022
Attleboro	Janssen Payment Year 3	\$45,429.84	11/2/2022
Attleboro	Janssen Payment Year 4	\$69,755.77	11/2/2022
Attleboro	Janssen Payment Year 5	\$77,316.85	11/2/2022
Auburn	Distributor Payment Year 1	\$22,178.04	7/15/2022
Auburn	Distributor Payment Year 2	\$23,308.04	9/30/2022
Auburn	Janssen Payment Year 1	\$7,895.52	11/2/2022
Auburn	Janssen Payment Year 2	\$18,420.42	11/2/2022
Auburn	Janssen Payment Year 3	\$14,743.29	11/2/2022
Auburn	Janssen Payment Year 4	\$22,637.76	11/2/2022
Auburn	Janssen Payment Year 5	\$25,091.55	11/2/2022
Avon	Distributor Payment Year 1	\$5,403.69	9/15/2022
Avon	Distributor Payment Year 2	\$5,679.02	9/30/2022
Avon	Janssen Payment Year 1	\$1,923.75	11/2/2022
Avon	Janssen Payment Year 2	\$4,488.15	11/2/2022
Avon	Janssen Payment Year 3	\$3,592.21	11/2/2022
Avon	Janssen Payment Year 4	\$5,515.71	11/2/2022
Avon	Janssen Payment Year 5	\$6,113.57	11/2/2022
Ayer	Distributor Payment Year 1	\$1,308.84	7/15/2022
Ayer	Distributor Payment Year 2	\$1,375.53	9/30/2022
Ayer	Janssen Payment Year 1	\$465.96	11/2/2022
Ayer	Janssen Payment Year 2	\$1,087.09	11/2/2022
Ayer	Janssen Payment Year 3	\$870.08	11/2/2022
Ayer	Janssen Payment Year 4	\$1,335.97	11/2/2022
Ayer	Janssen Payment Year 5	\$1,480.78	11/2/2022
Barnstable	Distributor Payment Year 1	\$62,650.65	7/15/2022

Massachusetts Statewide Opioid Settlements
Massachusetts Municipal Opioid Abatement Payments as of Nov. 4, 2022

Barnstable	Distributor Payment Year 2	\$65,842.78	9/30/2022
Barnstable	Janssen Payment Year 1	\$22,304.03	11/2/2022
Barnstable	Janssen Payment Year 2	\$52,035.76	11/2/2022
Barnstable	Janssen Payment Year 3	\$41,648.27	11/2/2022
Barnstable	Janssen Payment Year 4	\$63,949.31	11/2/2022
Barnstable	Janssen Payment Year 5	\$70,881	11/2/2022
Barnstable County	Distributor Payment Year 1	\$4,670.38	7/15/2022
Barnstable County	Distributor Payment Year 2	\$4,908.34	9/30/2022
Barnstable County	Janssen Payment Year 1	\$1,662.69	11/2/2022
Barnstable County	Janssen Payment Year 2	\$3,879.08	11/2/2022
Barnstable County	Janssen Payment Year 3	\$3,104.73	11/2/2022
Barnstable County	Janssen Payment Year 4	\$4,767.19	11/2/2022
Barnstable County	Janssen Payment Year 5	\$5,283.92	11/2/2022
Barre	Distributor Payment Year 1	\$704.94	7/15/2022
Barre	Distributor Payment Year 2	\$740.85	9/30/2022
Barre	Janssen Payment Year 1	\$250.96	11/2/2022
Barre	Janssen Payment Year 2	\$585.50	11/2/2022
Barre	Janssen Payment Year 3	\$468.62	11/2/2022
Barre	Janssen Payment Year 4	\$719.55	11/2/2022
Barre	Janssen Payment Year 5	\$797.54	11/2/2022
Becket	Distributor Payment Year 1	\$491.37	8/31/2022
Becket	Distributor Payment Year 2	\$516.40	9/30/2022
Becket	Janssen Payment Year 1	\$174.93	11/2/2022
Becket	Janssen Payment Year 2	\$408.11	11/2/2022
Becket	Janssen Payment Year 3	\$326.65	11/2/2022
Becket	Janssen Payment Year 4	\$501.55	11/2/2022
Becket	Janssen Payment Year 5	\$555.92	11/2/2022
Bedford	Distributor Payment Year 1	\$14,482.14	7/15/2022
Bedford	Distributor Payment Year 2	\$15,220.03	9/30/2022
Bedford	Janssen Payment Year 1	\$5,155.74	11/2/2022
Bedford	Janssen Payment Year 2	\$12,028.44	11/2/2022
Bedford	Janssen Payment Year 3	\$9,627.29	11/2/2022
Bedford	Janssen Payment Year 4	\$14,782.34	11/2/2022
Bedford	Janssen Payment Year 5	\$16,384.65	11/2/2022
Belchertown	Distributor Payment Year 1	\$25,509.13	7/15/2022
Belchertown	Distributor Payment Year 2	\$26,808.85	9/30/2022
Belchertown	Janssen Payment Year 1	\$9,081.41	11/2/2022
Belchertown	Janssen Payment Year 2	\$21,187.12	11/2/2022
Belchertown	Janssen Payment Year 3	\$16,957.70	11/2/2022
Belchertown	Janssen Payment Year 4	\$26,037.90	11/2/2022
Belchertown	Janssen Payment Year 5	\$28,860.24	11/2/2022
Bellingham	Distributor Payment Year 1	\$14,322.48	7/15/2022
Bellingham	Distributor Payment Year 2	\$15,052.23	9/30/2022
Bellingham	Janssen Payment Year 1	\$5,098.90	11/2/2022

Massachusetts Statewide Opioid Settlements
Massachusetts Municipal Opioid Abatement Payments as of Nov. 4, 2022

Bellingham	Janssen Payment Year 2	\$11,895.83	11/2/2022
Bellingham	Janssen Payment Year 3	\$9,521.15	11/2/2022
Bellingham	Janssen Payment Year 4	\$14,619.37	11/2/2022
Bellingham	Janssen Payment Year 5	\$16,204.01	11/2/2022
Berkley	Distributor Payment Year 1	\$8,857.24	7/15/2022
Berkley	Distributor Payment Year 2	\$9,308.52	9/30/2022
Berkley	Janssen Payment Year 1	\$3,153.23	11/2/2022
Berkley	Janssen Payment Year 2	\$7,356.56	11/2/2022
Berkley	Janssen Payment Year 3	\$5,888.02	11/2/2022
Berkley	Janssen Payment Year 4	\$9,040.83	11/2/2022
Berkley	Janssen Payment Year 5	\$10,020.80	11/2/2022
Berlin	Distributor Payment Year 1	\$2,904.94	8/15/2022
Berlin	Distributor Payment Year 2	\$3,052.95	9/30/2022
Berlin	Janssen Payment Year 1	\$1,034.18	11/2/2022
Berlin	Janssen Payment Year 2	\$2,412.76	11/2/2022
Berlin	Janssen Payment Year 3	\$1,931.12	11/2/2022
Berlin	Janssen Payment Year 4	\$2,965.16	11/2/2022
Berlin	Janssen Payment Year 5	\$3,286.56	11/2/2022
Bernardston	Distributor Payment Year 1	\$297.62	8/31/2022
Bernardston	Distributor Payment Year 2	\$312.79	9/30/2022
Bernardston	Janssen Payment Year 1	\$105.96	11/2/2022
Bernardston	Janssen Payment Year 2	\$247.20	11/2/2022
Bernardston	Janssen Payment Year 3	\$197.85	11/2/2022
Bernardston	Janssen Payment Year 4	\$303.79	11/2/2022
Bernardston	Janssen Payment Year 5	\$336.72	11/2/2022
Beverly	Distributor Payment Year 1	\$35,067.64	7/15/2022
Beverly	Distributor Payment Year 2	\$36,854.38	9/30/2022
Beverly	Janssen Payment Year 1	\$35,097.84	11/2/2022
Billerica	Distributor Payment Year 1	\$28,270.73	8/15/2022
Billerica	Distributor Payment Year 2	\$29,711.16	9/30/2022
Billerica	Janssen Payment Year 1	\$10,064.56	11/2/2022
Billerica	Janssen Payment Year 2	\$23,480.83	11/2/2022
Billerica	Janssen Payment Year 3	\$18,793.53	11/2/2022
Billerica	Janssen Payment Year 4	\$28,856.75	11/2/2022
Billerica	Janssen Payment Year 5	\$31,984.63	11/2/2022
Blackstone	Distributor Payment Year 1	\$1,617.50	7/29/2022
Blackstone	Distributor Payment Year 2	\$1,699.92	9/30/2022
Blackstone	Janssen Payment Year 1	\$575.84	11/2/2022
Blackstone	Janssen Payment Year 2	\$1,343.45	11/2/2022
Blackstone	Janssen Payment Year 3	\$1,075.27	11/2/2022
Blackstone	Janssen Payment Year 4	\$1,651.03	11/2/2022
Blackstone	Janssen Payment Year 5	\$1,829.99	11/2/2022
Blandford	Distributor Payment Year 1	\$65.78	7/15/2022
Blandford	Distributor Payment Year 2	\$69.13	9/30/2022

Massachusetts Statewide Opioid Settlements
Massachusetts Municipal Opioid Abatement Payments as of Nov. 4, 2022

Blandford	Janssen Payment Year 1	\$23.42	11/2/2022
Blandford	Janssen Payment Year 2	\$54.64	11/2/2022
Blandford	Janssen Payment Year 3	\$43.73	11/2/2022
Blandford	Janssen Payment Year 4	\$67.15	11/2/2022
Blandford	Janssen Payment Year 5	\$74.42	11/2/2022
Bolton	Distributor Payment Year 1	\$804.02	8/15/2022
Bolton	Distributor Payment Year 2	\$844.98	9/30/2022
Bolton	Janssen Payment Year 1	\$286.24	11/2/2022
Bolton	Janssen Payment Year 2	\$667.79	11/2/2022
Bolton	Janssen Payment Year 3	\$534.49	11/2/2022
Bolton	Janssen Payment Year 4	\$820.68	11/2/2022
Bolton	Janssen Payment Year 5	\$909.64	11/2/2022
Boston	Distributor Payment Year 1	\$772,461.89	7/29/2022
Boston	Distributor Payment Year 2	\$811,819.78	9/30/2022
Boston	Janssen Payment Year 1	\$275,001.40	11/2/2022
Boston	Janssen Payment Year 2	\$641,583.82	11/2/2022
Boston	Janssen Payment Year 3	\$513,509.40	11/2/2022
Boston	Janssen Payment Year 4	\$788,473.90	11/2/2022
Boston	Janssen Payment Year 5	\$873,939.42	11/2/2022
Bourne	Distributor Payment Year 1	\$27,635.59	7/29/2022
Bourne	Distributor Payment Year 2	\$29,043.65	9/30/2022
Bourne	Janssen Payment Year 1	\$9,838.45	11/2/2022
Bourne	Janssen Payment Year 2	\$22,953.29	11/2/2022
Bourne	Janssen Payment Year 3	\$18,371.31	11/2/2022
Bourne	Janssen Payment Year 4	\$28,208.43	11/2/2022
Bourne	Janssen Payment Year 5	\$31,266.05	11/2/2022
Boxford	Distributor Payment Year 1	\$6,662.94	9/15/2022
Boxford	Distributor Payment Year 2	\$7,002.42	9/30/2022
Boxford	Janssen Payment Year 1	\$2,372.05	11/2/2022
Boxford	Janssen Payment Year 2	\$5,534.04	11/2/2022
Boxford	Janssen Payment Year 3	\$4,429.32	11/2/2022
Boxford	Janssen Payment Year 4	\$6,801.05	11/2/2022
Boxford	Janssen Payment Year 5	\$7,538.24	11/2/2022
Boylston	Distributor Payment Year 1	\$4,107.18	7/15/2022
Boylston	Distributor Payment Year 2	\$4,316.45	9/30/2022
Boylston	Janssen Payment Year 1	\$1,462.18	11/2/2022
Boylston	Janssen Payment Year 2	\$3,411.30	11/2/2022
Boylston	Janssen Payment Year 3	\$2,730.33	11/2/2022
Boylston	Janssen Payment Year 4	\$4,192.32	11/2/2022
Boylston	Janssen Payment Year 5	\$4,646.74	11/2/2022
Braintree	Distributor Payment Year 1	\$32,552.80	8/15/2022
Braintree	Distributor Payment Year 2	\$34,211.41	9/30/2022
Braintree	Janssen Payment Year 1	\$11,589.01	11/2/2022
Braintree	Janssen Payment Year 2	\$27,037.39	11/2/2022

Massachusetts Statewide Opioid Settlements
Massachusetts Municipal Opioid Abatement Payments as of Nov. 4, 2022

Braintree	Janssen Payment Year 3	\$21,640.12	11/2/2022
Braintree	Janssen Payment Year 4	\$33,227.57	11/2/2022
Braintree	Janssen Payment Year 5	\$36,829.23	11/2/2022
Brewster	Distributor Payment Year 1	\$9,380.97	7/15/2022
Brewster	Distributor Payment Year 2	\$9,858.94	9/30/2022
Brewster	Janssen Payment Year 1	\$3,339.68	11/2/2022
Brewster	Janssen Payment Year 2	\$7,791.55	11/2/2022
Brewster	Janssen Payment Year 3	\$6,236.19	11/2/2022
Brewster	Janssen Payment Year 4	\$9,575.42	11/2/2022
Brewster	Janssen Payment Year 5	\$10,613.34	11/2/2022
Bridgewater	Distributor Payment Year 1	\$4,166.20	7/15/2022
Bridgewater	Distributor Payment Year 2	\$4,378.47	9/30/2022
Bridgewater	Janssen Payment Year 1	\$1,483.19	11/2/2022
Bridgewater	Janssen Payment Year 2	\$3,460.32	11/2/2022
Bridgewater	Janssen Payment Year 3	\$2,769.56	11/2/2022
Bridgewater	Janssen Payment Year 4	\$4,252.56	11/2/2022
Bridgewater	Janssen Payment Year 5	\$4,713.51	11/2/2022
Brimfield	Distributor Payment Year 1	\$2,597.41	11/2/2022
Brimfield	Distributor Payment Year 2	\$2,729.75	11/2/2022
Brimfield	Janssen Payment Year 1	\$924.69	11/2/2022
Brimfield	Janssen Payment Year 2	\$2,157.33	11/2/2022
Brimfield	Janssen Payment Year 3	\$1,726.68	11/2/2022
Brimfield	Janssen Payment Year 4	\$2,651.25	11/2/2022
Brimfield	Janssen Payment Year 5	\$2,938.63	11/2/2022
Bristol County	Distributor Payment Year 1	\$7,413.53	9/15/2022
Bristol County	Distributor Payment Year 2	\$7,791.26	9/30/2022
Bristol County	Janssen Payment Year 1	\$2,639.27	11/2/2022
Bristol County	Janssen Payment Year 2	\$6,157.46	11/2/2022
Bristol County	Janssen Payment Year 3	\$4,928.29	11/2/2022
Bristol County	Janssen Payment Year 4	\$7,567.20	11/2/2022
Bristol County	Janssen Payment Year 5	\$8,387.44	11/2/2022
Brockton	Distributor Payment Year 1	\$154,614.99	7/15/2022
Brockton	Distributor Payment Year 2	\$162,492.82	9/30/2022
Brockton	Janssen Payment Year 1	\$55,043.93	11/2/2022
Brockton	Janssen Payment Year 2	\$128,418.60	11/2/2022
Brockton	Janssen Payment Year 3	\$102,783.39	11/2/2022
Brockton	Janssen Payment Year 4	\$157,819.93	11/2/2022
Brockton	Janssen Payment Year 5	\$174,926.60	11/2/2022
Brookfield	Distributor Payment Year 1	\$2,723.82	7/15/2022
Brookfield	Distributor Payment Year 2	\$2,862.60	9/30/2022
Brookfield	Janssen Payment Year 1	\$969.70	11/2/2022
Brookfield	Janssen Payment Year 2	\$2,262.32	11/2/2022
Brookfield	Janssen Payment Year 3	\$1,810.71	11/2/2022
Brookfield	Janssen Payment Year 4	\$2,780.28	11/2/2022

Massachusetts Statewide Opioid Settlements
Massachusetts Municipal Opioid Abatement Payments as of Nov. 4, 2022

Brookfield	Janssen Payment Year 5	\$3,081.64	11/2/2022
Brookline	Distributor Payment Year 1	\$60,216.11	8/15/2022
Brookline	Distributor Payment Year 2	\$63,284.19	9/30/2022
Brookline	Janssen Payment Year 1	\$21,437.32	11/2/2022
Brookline	Janssen Payment Year 2	\$50,013.70	11/2/2022
Brookline	Janssen Payment Year 3	\$40,029.85	11/2/2022
Brookline	Janssen Payment Year 4	\$61,464.30	11/2/2022
Brookline	Janssen Payment Year 5	\$68,126.64	11/2/2022
Buckland	Distributor Payment Year 1	\$229.30	7/15/2022
Buckland	Distributor Payment Year 2	\$240.99	9/30/2022
Buckland	Janssen Payment Year 1	\$81.63	11/2/2022
Buckland	Janssen Payment Year 2	\$190.45	11/2/2022
Buckland	Janssen Payment Year 3	\$152.43	11/2/2022
Buckland	Janssen Payment Year 4	\$234.06	11/2/2022
Buckland	Janssen Payment Year 5	\$259.43	11/2/2022
Burlington	Distributor Payment Year 1	\$22,163.94	8/31/2022
Burlington	Distributor Payment Year 2	\$23,293.22	9/30/2022
Burlington	Janssen Payment Year 1	\$7,890.51	11/2/2022
Burlington	Janssen Payment Year 2	\$18,408.71	11/2/2022
Burlington	Janssen Payment Year 3	\$14,733.92	11/2/2022
Burlington	Janssen Payment Year 4	\$22,623.37	11/2/2022
Burlington	Janssen Payment Year 5	\$25,075.60	11/2/2022
Cambridge	Distributor Payment Year 1	\$314,437.95	7/29/2022
Cambridge	Distributor Payment Year 2	\$330,458.96	9/30/2022
Cambridge	Janssen Payment Year 1	\$111,941.93	11/2/2022
Cambridge	Janssen Payment Year 2	\$261,162.79	11/2/2022
Cambridge	Janssen Payment Year 3	\$209,028.88	11/2/2022
Cambridge	Janssen Payment Year 4	\$320,955.79	11/2/2022
Cambridge	Janssen Payment Year 5	\$355,745.34	11/2/2022
Canton	Distributor Payment Year 1	\$21,251.66	7/15/2022
Canton	Distributor Payment Year 2	\$22,334.46	9/30/2022
Canton	Janssen Payment Year 1	\$7,565.73	11/2/2022
Canton	Janssen Payment Year 2	\$17,651	11/2/2022
Canton	Janssen Payment Year 3	\$14,127.47	11/2/2022
Canton	Janssen Payment Year 4	\$21,692.18	11/2/2022
Canton	Janssen Payment Year 5	\$24,043.47	11/2/2022
Carlisle	Distributor Payment Year 1	\$3,842.63	10/17/2022
Carlisle	Distributor Payment Year 2	\$4,038.42	10/17/2022
Carlisle	Janssen Payment Year 1	\$1,368	11/2/2022
Carlisle	Janssen Payment Year 2	\$3,191.58	11/2/2022
Carlisle	Janssen Payment Year 3	\$2,554.47	11/2/2022
Carlisle	Janssen Payment Year 4	\$3,922.28	11/2/2022
Carlisle	Janssen Payment Year 5	\$4,347.43	11/2/2022
Carver	Distributor Payment Year 1	\$15,918.06	7/15/2022

Massachusetts Statewide Opioid Settlements
Massachusetts Municipal Opioid Abatement Payments as of Nov. 4, 2022

Carver	Distributor Payment Year 2	\$16,729.10	9/30/2022
Carver	Janssen Payment Year 1	\$15,931.77	11/2/2022
Charlton	Distributor Payment Year 1	\$2,230.30	7/15/2022
Charlton	Distributor Payment Year 2	\$2,343.94	9/30/2022
Charlton	Janssen Payment Year 1	\$794	11/2/2022
Charlton	Janssen Payment Year 2	\$1,852.42	11/2/2022
Charlton	Janssen Payment Year 3	\$1,482.64	11/2/2022
Charlton	Janssen Payment Year 4	\$2,276.53	11/2/2022
Charlton	Janssen Payment Year 5	\$2,523.29	11/2/2022
Chatham	Distributor Payment Year 1	\$12,308.64	7/15/2022
Chatham	Distributor Payment Year 2	\$12,935.78	9/30/2022
Chatham	Janssen Payment Year 1	\$4,381.95	11/2/2022
Chatham	Janssen Payment Year 2	\$10,223.19	11/2/2022
Chatham	Janssen Payment Year 3	\$8,182.41	11/2/2022
Chatham	Janssen Payment Year 4	\$12,563.78	11/2/2022
Chatham	Janssen Payment Year 5	\$13,925.61	11/2/2022
Chelmsford	Distributor Payment Year 1	\$23,097.89	8/15/2022
Chelmsford	Distributor Payment Year 2	\$24,274.76	9/30/2022
Chelmsford	Janssen Payment Year 1	\$8,223	11/2/2022
Chelmsford	Janssen Payment Year 2	\$19,184.42	11/2/2022
Chelmsford	Janssen Payment Year 3	\$15,354.78	11/2/2022
Chelmsford	Janssen Payment Year 4	\$23,576.68	11/2/2022
Chelmsford	Janssen Payment Year 5	\$26,132.24	11/2/2022
Chelsea	Distributor Payment Year 1	\$38,240.71	7/15/2022
Chelsea	Distributor Payment Year 2	\$40,189.12	9/30/2022
Chelsea	Janssen Payment Year 1	\$13,613.94	11/2/2022
Chelsea	Janssen Payment Year 2	\$31,761.59	11/2/2022
Chelsea	Janssen Payment Year 3	\$25,421.27	11/2/2022
Chelsea	Janssen Payment Year 4	\$39,033.38	11/2/2022
Chelsea	Janssen Payment Year 5	\$43,264.35	11/2/2022
Cheshire	Distributor Payment Year 1	\$115.62	7/15/2022
Cheshire	Distributor Payment Year 2	\$121.51	9/30/2022
Cheshire	Janssen Payment Year 1	\$41.16	11/2/2022
Cheshire	Janssen Payment Year 2	\$96.03	11/2/2022
Cheshire	Janssen Payment Year 3	\$76.86	11/2/2022
Cheshire	Janssen Payment Year 4	\$118.01	11/2/2022
Cheshire	Janssen Payment Year 5	\$130.81	11/2/2022
Chesterfield	Distributor Payment Year 1	\$1,227.28	7/15/2022
Chesterfield	Distributor Payment Year 2	\$1,289.81	9/30/2022
Chesterfield	Janssen Payment Year 1	\$436.92	11/2/2022
Chesterfield	Janssen Payment Year 2	\$1,019.34	11/2/2022
Chesterfield	Janssen Payment Year 3	\$815.86	11/2/2022
Chesterfield	Janssen Payment Year 4	\$1,252.72	11/2/2022
Chesterfield	Janssen Payment Year 5	\$1,388.50	11/2/2022

Massachusetts Statewide Opioid Settlements
Massachusetts Municipal Opioid Abatement Payments as of Nov. 4, 2022

Chicopee	Distributor Payment Year 1	\$64,393.52	7/15/2022
Chicopee	Distributor Payment Year 2	\$67,674.45	9/30/2022
Chicopee	Janssen Payment Year 1	\$22,924.51	11/2/2022
Chicopee	Janssen Payment Year 2	\$53,483.34	11/2/2022
Chicopee	Janssen Payment Year 3	\$42,806.87	11/2/2022
Chicopee	Janssen Payment Year 4	\$65,728.31	11/2/2022
Chicopee	Janssen Payment Year 5	\$72,852.83	11/2/2022
Chilmark	Distributor Payment Year 1	\$455.21	7/15/2022
Chilmark	Distributor Payment Year 2	\$478.40	9/30/2022
Chilmark	Janssen Payment Year 1	\$162.06	11/2/2022
Chilmark	Janssen Payment Year 2	\$378.08	11/2/2022
Chilmark	Janssen Payment Year 3	\$302.61	11/2/2022
Chilmark	Janssen Payment Year 4	\$464.64	11/2/2022
Chilmark	Janssen Payment Year 5	\$515.01	11/2/2022
Clarksburg	Distributor Payment Year 1	\$2,219.64	8/15/2022
Clarksburg	Distributor Payment Year 2	\$2,332.74	9/30/2022
Clarksburg	Janssen Payment Year 1	\$2,221.56	11/2/2022
Clinton	Distributor Payment Year 1	\$17,321.74	7/29/2022
Clinton	Distributor Payment Year 2	\$18,204.31	9/30/2022
Clinton	Janssen Payment Year 1	\$6,166.65	11/2/2022
Clinton	Janssen Payment Year 2	\$14,386.92	11/2/2022
Clinton	Janssen Payment Year 3	\$11,514.97	11/2/2022
Clinton	Janssen Payment Year 4	\$17,680.80	11/2/2022
Clinton	Janssen Payment Year 5	\$19,597.28	11/2/2022
Cohasset	Distributor Payment Year 1	\$10,450.12	11/2/2022
Cohasset	Distributor Payment Year 2	\$10,982.56	11/2/2022
Cohasset	Janssen Payment Year 1	\$3,720.31	11/2/2022
Cohasset	Janssen Payment Year 2	\$8,679.56	11/2/2022
Cohasset	Janssen Payment Year 3	\$6,946.92	11/2/2022
Cohasset	Janssen Payment Year 4	\$10,666.73	11/2/2022
Cohasset	Janssen Payment Year 5	\$11,822.94	11/2/2022
Colrain	Distributor Payment Year 1	\$116.99	7/15/2022
Colrain	Distributor Payment Year 2	\$122.95	9/30/2022
Colrain	Janssen Payment Year 1	\$41.65	11/2/2022
Colrain	Janssen Payment Year 2	\$97.17	11/2/2022
Colrain	Janssen Payment Year 3	\$77.77	11/2/2022
Colrain	Janssen Payment Year 4	\$119.41	11/2/2022
Colrain	Janssen Payment Year 5	\$132.36	11/2/2022
Concord	Distributor Payment Year 1	\$12,777.97	7/29/2022
Concord	Distributor Payment Year 2	\$13,429.02	9/30/2022
Concord	Janssen Payment Year 1	\$4,549.04	11/2/2022
Concord	Janssen Payment Year 2	\$10,613	11/2/2022
Concord	Janssen Payment Year 3	\$8,494.41	11/2/2022
Concord	Janssen Payment Year 4	\$13,042.84	11/2/2022

Massachusetts Statewide Opioid Settlements
Massachusetts Municipal Opioid Abatement Payments as of Nov. 4, 2022

Concord	Janssen Payment Year 5	\$14,456.60	11/2/2022
Conway	Distributor Payment Year 1	\$2,589.70	7/15/2022
Conway	Distributor Payment Year 2	\$2,721.65	9/30/2022
Conway	Janssen Payment Year 1	\$921.95	11/2/2022
Conway	Janssen Payment Year 2	\$2,150.93	11/2/2022
Conway	Janssen Payment Year 3	\$1,721.56	11/2/2022
Conway	Janssen Payment Year 4	\$2,643.39	11/2/2022
Conway	Janssen Payment Year 5	\$2,929.91	11/2/2022
Cummington	Distributor Payment Year 1	\$71.26	8/15/2022
Cummington	Distributor Payment Year 2	\$74.89	9/30/2022
Cummington	Janssen Payment Year 1	\$25.37	11/2/2022
Cummington	Janssen Payment Year 2	\$59.19	11/2/2022
Cummington	Janssen Payment Year 3	\$47.37	11/2/2022
Cummington	Janssen Payment Year 4	\$72.74	11/2/2022
Cummington	Janssen Payment Year 5	\$80.62	11/2/2022
Dalton	Distributor Payment Year 1	\$898.57	7/15/2022
Dalton	Distributor Payment Year 2	\$944.35	9/30/2022
Dalton	Janssen Payment Year 1	\$319.90	11/2/2022
Dalton	Janssen Payment Year 2	\$746.32	11/2/2022
Dalton	Janssen Payment Year 3	\$597.34	11/2/2022
Dalton	Janssen Payment Year 4	\$917.19	11/2/2022
Dalton	Janssen Payment Year 5	\$1,016.61	11/2/2022
Danvers	Distributor Payment Year 1	\$29,486.42	7/15/2022
Danvers	Distributor Payment Year 2	\$30,988.79	9/30/2022
Danvers	Janssen Payment Year 1	\$10,497.36	11/2/2022
Danvers	Janssen Payment Year 2	\$24,490.54	11/2/2022
Danvers	Janssen Payment Year 3	\$19,601.69	11/2/2022
Danvers	Janssen Payment Year 4	\$30,097.63	11/2/2022
Danvers	Janssen Payment Year 5	\$33,360.02	11/2/2022
Dartmouth	Distributor Payment Year 1	\$40,211.53	7/15/2022
Dartmouth	Distributor Payment Year 2	\$42,260.35	9/30/2022
Dartmouth	Janssen Payment Year 1	\$14,315.56	11/2/2022
Dartmouth	Janssen Payment Year 2	\$33,398.50	11/2/2022
Dartmouth	Janssen Payment Year 3	\$26,731.41	11/2/2022
Dartmouth	Janssen Payment Year 4	\$41,045.05	11/2/2022
Dartmouth	Janssen Payment Year 5	\$45,494.07	11/2/2022
Dedham	Distributor Payment Year 1	\$23,289.26	7/29/2022
Dedham	Distributor Payment Year 2	\$24,475.88	9/30/2022
Dedham	Janssen Payment Year 1	\$8,291.13	11/2/2022
Dedham	Janssen Payment Year 2	\$19,343.37	11/2/2022
Dedham	Janssen Payment Year 3	\$15,482	11/2/2022
Dedham	Janssen Payment Year 4	\$23,772.02	11/2/2022
Dedham	Janssen Payment Year 5	\$26,348.75	11/2/2022
Deerfield	Distributor Payment Year 1	\$6,373.66	8/31/2022

Massachusetts Statewide Opioid Settlements
Massachusetts Municipal Opioid Abatement Payments as of Nov. 4, 2022

Deerfield	Distributor Payment Year 2	\$6,698.40	9/30/2022
Deerfield	Janssen Payment Year 1	\$2,269.06	11/2/2022
Deerfield	Janssen Payment Year 2	\$5,293.77	11/2/2022
Deerfield	Janssen Payment Year 3	\$4,237.02	11/2/2022
Deerfield	Janssen Payment Year 4	\$6,505.77	11/2/2022
Deerfield	Janssen Payment Year 5	\$7,210.96	11/2/2022
Dennis	Distributor Payment Year 1	\$7,085.62	7/15/2022
Dennis	Distributor Payment Year 2	\$7,446.64	9/30/2022
Dennis	Janssen Payment Year 1	\$2,522.52	11/2/2022
Dennis	Janssen Payment Year 2	\$5,885.10	11/2/2022
Dennis	Janssen Payment Year 3	\$4,710.30	11/2/2022
Dennis	Janssen Payment Year 4	\$7,232.49	11/2/2022
Dennis	Janssen Payment Year 5	\$8,016.45	11/2/2022
Dighton	Distributor Payment Year 1	\$1,670.67	10/17/2022
Dighton	Distributor Payment Year 2	\$1,755.79	10/17/2022
Dighton	Janssen Payment Year 1	\$594.77	11/2/2022
Dighton	Janssen Payment Year 2	\$1,387.61	11/2/2022
Dighton	Janssen Payment Year 3	\$1,110.61	11/2/2022
Dighton	Janssen Payment Year 4	\$1,705.30	11/2/2022
Dighton	Janssen Payment Year 5	\$1,890.14	11/2/2022
Douglas	Distributor Payment Year 1	\$12,117.71	7/15/2022
Douglas	Distributor Payment Year 2	\$12,735.12	9/30/2022
Douglas	Janssen Payment Year 1	\$4,313.98	11/2/2022
Douglas	Janssen Payment Year 2	\$10,064.61	11/2/2022
Douglas	Janssen Payment Year 3	\$8,055.49	11/2/2022
Douglas	Janssen Payment Year 4	\$12,368.89	11/2/2022
Douglas	Janssen Payment Year 5	\$13,709.60	11/2/2022
Dover	Distributor Payment Year 1	\$4,991.33	7/15/2022
Dover	Distributor Payment Year 2	\$5,245.65	9/30/2022
Dover	Janssen Payment Year 1	\$4,995.63	11/2/2022
Dracut	Distributor Payment Year 1	\$14,941.88	7/15/2022
Dracut	Distributor Payment Year 2	\$15,703.19	9/30/2022
Dracut	Janssen Payment Year 1	\$5,319.41	11/2/2022
Dracut	Janssen Payment Year 2	\$12,410.28	11/2/2022
Dracut	Janssen Payment Year 3	\$9,932.91	11/2/2022
Dracut	Janssen Payment Year 4	\$15,251.61	11/2/2022
Dracut	Janssen Payment Year 5	\$16,904.78	11/2/2022
Dudley	Distributor Payment Year 1	\$1,310.16	7/15/2022
Dudley	Distributor Payment Year 2	\$1,376.91	9/30/2022
Dudley	Janssen Payment Year 1	\$466.42	11/2/2022
Dudley	Janssen Payment Year 2	\$1,088.18	11/2/2022
Dudley	Janssen Payment Year 3	\$870.95	11/2/2022
Dudley	Janssen Payment Year 4	\$1,337.32	11/2/2022
Dudley	Janssen Payment Year 5	\$1,482.27	11/2/2022

Massachusetts Statewide Opioid Settlements
Massachusetts Municipal Opioid Abatement Payments as of Nov. 4, 2022

Dukes County	Distributor Payment Year 1	\$396.25	7/15/2022
Dukes County	Distributor Payment Year 2	\$416.44	9/30/2022
Dukes County	Janssen Payment Year 1	\$141.07	11/2/2022
Dukes County	Janssen Payment Year 2	\$329.12	11/2/2022
Dukes County	Janssen Payment Year 3	\$263.42	11/2/2022
Dukes County	Janssen Payment Year 4	\$404.47	11/2/2022
Dukes County	Janssen Payment Year 5	\$448.31	11/2/2022
Duxbury	Distributor Payment Year 1	\$27,329.32	8/31/2022
Duxbury	Distributor Payment Year 2	\$28,721.78	9/30/2022
Duxbury	Janssen Payment Year 1	\$9,729.41	11/2/2022
Duxbury	Janssen Payment Year 2	\$22,698.92	11/2/2022
Duxbury	Janssen Payment Year 3	\$18,167.71	11/2/2022
Duxbury	Janssen Payment Year 4	\$27,895.82	11/2/2022
Duxbury	Janssen Payment Year 5	\$30,919.54	11/2/2022
East Bridgewater	Distributor Payment Year 1	\$16,856.54	7/15/2022
East Bridgewater	Distributor Payment Year 2	\$17,715.40	9/30/2022
East Bridgewater	Janssen Payment Year 1	\$6,001.04	11/2/2022
East Bridgewater	Janssen Payment Year 2	\$14,000.54	11/2/2022
East Bridgewater	Janssen Payment Year 3	\$11,205.72	11/2/2022
East Bridgewater	Janssen Payment Year 4	\$17,205.95	11/2/2022
East Bridgewater	Janssen Payment Year 5	\$19,070.97	11/2/2022
East Longmeadow	Distributor Payment Year 1	\$19,833.88	8/15/2022
East Longmeadow	Distributor Payment Year 2	\$20,844.44	9/30/2022
East Longmeadow	Janssen Payment Year 1	\$7,060.99	11/2/2022
East Longmeadow	Janssen Payment Year 2	\$16,473.43	11/2/2022
East Longmeadow	Janssen Payment Year 3	\$13,184.96	11/2/2022
East Longmeadow	Janssen Payment Year 4	\$20,245	11/2/2022
East Longmeadow	Janssen Payment Year 5	\$22,439.43	11/2/2022
Eastham	Distributor Payment Year 1	\$5,747.15	8/31/2022
Eastham	Distributor Payment Year 2	\$6,039.97	9/30/2022
Eastham	Janssen Payment Year 1	\$2,046.02	11/2/2022
Eastham	Janssen Payment Year 2	\$4,773.41	11/2/2022
Eastham	Janssen Payment Year 3	\$3,820.53	11/2/2022
Eastham	Janssen Payment Year 4	\$5,866.28	11/2/2022
Eastham	Janssen Payment Year 5	\$6,502.14	11/2/2022
Easthampton	Distributor Payment Year 1	\$19,503.40	7/15/2022
Easthampton	Distributor Payment Year 2	\$20,497.12	9/30/2022
Easthampton	Janssen Payment Year 1	\$19,520.19	11/2/2022
Easton	Distributor Payment Year 1	\$41,460.23	7/15/2022
Easton	Distributor Payment Year 2	\$43,572.68	9/30/2022
Easton	Janssen Payment Year 1	\$14,760.11	11/2/2022
Easton	Janssen Payment Year 2	\$34,435.63	11/2/2022
Easton	Janssen Payment Year 3	\$27,561.51	11/2/2022
Easton	Janssen Payment Year 4	\$42,319.64	11/2/2022

Massachusetts Statewide Opioid Settlements
Massachusetts Municipal Opioid Abatement Payments as of Nov. 4, 2022

Easton	Janssen Payment Year 5	\$46,906.81	11/2/2022
Edgartown	Distributor Payment Year 1	\$5,914.34	8/31/2022
Edgartown	Distributor Payment Year 2	\$6,215.69	9/30/2022
Edgartown	Janssen Payment Year 1	\$2,105.54	11/2/2022
Edgartown	Janssen Payment Year 2	\$4,912.28	11/2/2022
Edgartown	Janssen Payment Year 3	\$3,931.68	11/2/2022
Edgartown	Janssen Payment Year 4	\$6,036.94	11/2/2022
Edgartown	Janssen Payment Year 5	\$6,691.30	11/2/2022
Egremont	Distributor Payment Year 1	\$370.65	7/15/2022
Egremont	Distributor Payment Year 2	\$389.54	9/30/2022
Egremont	Janssen Payment Year 1	\$131.95	11/2/2022
Egremont	Janssen Payment Year 2	\$307.85	11/2/2022
Egremont	Janssen Payment Year 3	\$246.40	11/2/2022
Egremont	Janssen Payment Year 4	\$378.33	11/2/2022
Egremont	Janssen Payment Year 5	\$419.34	11/2/2022
Erving	Distributor Payment Year 1	\$3,752.13	8/31/2022
Erving	Distributor Payment Year 2	\$3,943.30	9/30/2022
Erving	Janssen Payment Year 1	\$1,335.78	11/2/2022
Erving	Janssen Payment Year 2	\$3,116.40	11/2/2022
Erving	Janssen Payment Year 3	\$2,494.30	11/2/2022
Erving	Janssen Payment Year 4	\$3,829.90	11/2/2022
Erving	Janssen Payment Year 5	\$4,245.04	11/2/2022
Essex	Distributor Payment Year 1	\$827.72	7/15/2022
Essex	Distributor Payment Year 2	\$869.89	9/30/2022
Essex	Janssen Payment Year 1	\$294.67	11/2/2022
Essex	Janssen Payment Year 2	\$687.48	11/2/2022
Essex	Janssen Payment Year 3	\$550.24	11/2/2022
Essex	Janssen Payment Year 4	\$844.87	11/2/2022
Essex	Janssen Payment Year 5	\$936.45	11/2/2022
Everett	Distributor Payment Year 1	\$31,902.82	7/15/2022
Everett	Distributor Payment Year 2	\$33,528.30	9/30/2022
Everett	Janssen Payment Year 1	\$11,357.61	11/2/2022
Everett	Janssen Payment Year 2	\$26,497.53	11/2/2022
Everett	Janssen Payment Year 3	\$21,208.03	11/2/2022
Everett	Janssen Payment Year 4	\$32,564.12	11/2/2022
Everett	Janssen Payment Year 5	\$36,093.86	11/2/2022
Fairhaven	Distributor Payment Year 1	\$23,848.17	7/29/2022
Fairhaven	Distributor Payment Year 2	\$25,063.27	9/30/2022
Fairhaven	Janssen Payment Year 1	\$23,868.71	11/2/2022
Fall River	Distributor Payment Year 1	\$153,779.17	7/15/2022
Fall River	Distributor Payment Year 2	\$161,614.41	9/30/2022
Fall River	Janssen Payment Year 1	\$54,746.37	11/2/2022
Fall River	Janssen Payment Year 2	\$127,724.39	11/2/2022
Fall River	Janssen Payment Year 3	\$102,227.76	11/2/2022

Massachusetts Statewide Opioid Settlements
Massachusetts Municipal Opioid Abatement Payments as of Nov. 4, 2022

Fall River	Janssen Payment Year 4	\$156,966.78	11/2/2022
Fall River	Janssen Payment Year 5	\$173,980.98	11/2/2022
Falmouth	Distributor Payment Year 1	\$48,442.14	8/15/2022
Falmouth	Distributor Payment Year 2	\$50,910.32	9/30/2022
Falmouth	Janssen Payment Year 1	\$17,245.71	11/2/2022
Falmouth	Janssen Payment Year 2	\$40,234.59	11/2/2022
Falmouth	Janssen Payment Year 3	\$32,202.87	11/2/2022
Falmouth	Janssen Payment Year 4	\$49,446.27	11/2/2022
Falmouth	Janssen Payment Year 5	\$54,805.93	11/2/2022
Fitchburg	Distributor Payment Year 1	\$50,492.87	7/29/2022
Fitchburg	Distributor Payment Year 2	\$53,065.55	9/30/2022
Fitchburg	Janssen Payment Year 1	\$17,975.79	11/2/2022
Fitchburg	Janssen Payment Year 2	\$41,937.87	11/2/2022
Fitchburg	Janssen Payment Year 3	\$33,566.14	11/2/2022
Fitchburg	Janssen Payment Year 4	\$51,539.52	11/2/2022
Fitchburg	Janssen Payment Year 5	\$57,126.07	11/2/2022
Foxborough	Distributor Payment Year 1	\$18,901.87	7/29/2022
Foxborough	Distributor Payment Year 2	\$19,864.94	9/30/2022
Foxborough	Janssen Payment Year 1	\$6,729.19	11/2/2022
Foxborough	Janssen Payment Year 2	\$15,699.33	11/2/2022
Foxborough	Janssen Payment Year 3	\$12,565.39	11/2/2022
Foxborough	Janssen Payment Year 4	\$19,293.68	11/2/2022
Foxborough	Janssen Payment Year 5	\$21,384.99	11/2/2022
Framingham	Distributor Payment Year 1	\$50,410.17	7/15/2022
Framingham	Distributor Payment Year 2	\$52,978.63	9/30/2022
Framingham	Janssen Payment Year 1	\$17,946.34	11/2/2022
Framingham	Janssen Payment Year 2	\$41,869.18	11/2/2022
Framingham	Janssen Payment Year 3	\$33,511.16	11/2/2022
Framingham	Janssen Payment Year 4	\$51,455.10	11/2/2022
Framingham	Janssen Payment Year 5	\$57,032.50	11/2/2022
Franklin	Distributor Payment Year 1	\$32,914.24	7/15/2022
Franklin	Distributor Payment Year 2	\$34,591.26	9/30/2022
Franklin	Janssen Payment Year 1	\$11,717.68	11/2/2022
Franklin	Janssen Payment Year 2	\$27,337.59	11/2/2022
Franklin	Janssen Payment Year 3	\$21,880.40	11/2/2022
Franklin	Janssen Payment Year 4	\$33,596.51	11/2/2022
Franklin	Janssen Payment Year 5	\$37,238.15	11/2/2022
Freetown	Distributor Payment Year 1	\$2,535.09	7/15/2022
Freetown	Distributor Payment Year 2	\$2,664.25	9/30/2022
Freetown	Janssen Payment Year 1	\$902.51	11/2/2022
Freetown	Janssen Payment Year 2	\$2,105.57	11/2/2022
Freetown	Janssen Payment Year 3	\$1,685.25	11/2/2022
Freetown	Janssen Payment Year 4	\$2,587.64	11/2/2022
Freetown	Janssen Payment Year 5	\$2,868.12	11/2/2022

Estimated Maximum Municipal Abatement Payments to Participating Subdivisions, By Payment

	2022 Lump Sum	2022-2025 Equal Payments			2026-2028		2029-2031		Total
	(Default)	(Election)							
Abington	\$ 70,199	\$	\$ 17,550	\$ 3,541	\$ 4,508	\$ 94,344			
Acton	\$ 46,387	\$	\$ 11,597	\$ 2,340	\$ 2,979	\$ 62,341			
Acushnet	\$ 45,241	\$	\$ 11,310	\$ 2,282	\$ 2,905	\$ 60,802			
Adams	\$ 5,548	\$	\$ 1,387	\$ 280	\$ 356	\$ 7,456			
Agawam	\$ 126,951	\$	\$ 31,738	\$ 6,403	\$ 8,152	\$ 170,617			
Alford	\$ 218	\$	\$ 54	\$ 11	\$ 14	\$ 293			
Amesbury	\$ 75,464	\$	\$ 18,866	\$ 3,806	\$ 4,846	\$ 101,420			
Amherst	\$ 107,478	\$	\$ 26,870	\$ 5,421	\$ 6,902	\$ 144,446			
Andover	\$ 207,674	\$	\$ 51,919	\$ 10,474	\$ 13,336	\$ 279,105			
Aquinnah	\$ 1,441	\$	\$ 360	\$ 73	\$ 93	\$ 1,937			
Arlington	\$ 97,956	\$	\$ 24,489	\$ 4,941	\$ 6,290	\$ 131,649			
Ashburnham	\$ 4,098	\$	\$ 1,025	\$ 207	\$ 263	\$ 5,508			
Ashby	\$ 2,043	\$	\$ 511	\$ 103	\$ 131	\$ 2,746			
Ashfield	\$ 798	\$	\$ 200	\$ 40	\$ 51	\$ 1,073			
Ashland	\$ 47,189	\$	\$ 11,797	\$ 2,380	\$ 3,030	\$ 63,420			
Athol	\$ 10,513	\$	\$ 2,628	\$ 530	\$ 675	\$ 14,129			
Attleboro	\$ 273,592	\$	\$ 68,398	\$ 13,799	\$ 17,569	\$ 367,696			
Auburn	\$ 88,789	\$	\$ 22,197	\$ 4,478	\$ 5,702	\$ 119,328			
Avon	\$ 21,633	\$	\$ 5,408	\$ 1,091	\$ 1,389	\$ 29,074			
Ayer	\$ 5,240	\$	\$ 1,310	\$ 264	\$ 336	\$ 7,042			
Barnstable	\$ 250,818	\$	\$ 62,705	\$ 12,651	\$ 16,106	\$ 337,089			
Barnstable County	\$ 18,698	\$	\$ 4,674	\$ 943	\$ 1,201	\$ 25,129			
Barre	\$ 2,822	\$	\$ 706	\$ 142	\$ 181	\$ 3,793			
Becket	\$ 1,967	\$	\$ 492	\$ 99	\$ 126	\$ 2,644			
Bedford	\$ 57,978	\$	\$ 14,495	\$ 2,924	\$ 3,723	\$ 77,920			
Belcher	\$ 102,124	\$	\$ 25,531	\$ 5,151	\$ 6,558	\$ 137,251			
Bellingham	\$ 57,339	\$	\$ 14,335	\$ 2,892	\$ 3,682	\$ 77,061			
Belmont	\$ 70,767	\$	\$ 17,692	\$ 3,569	\$ 4,544	\$ 95,107			
Berkley	\$ 35,459	\$	\$ 8,865	\$ 1,788	\$ 2,277	\$ 47,656			
Berlin	\$ 11,630	\$	\$ 2,907	\$ 587	\$ 747	\$ 15,630			
	\$ 29,238,656	\$	\$ 7,309,664	\$ 1,474,708	\$ 1,877,561	\$ 39,295,463			

Estimated Maximum Municipal Abatement Payments to Participating Subdivisions, By Payment

	2022 Lump Sum		2022-2025 Equal Payments		2026-2028		2029-2031		Total
	(Default)		(Election)						
Bernardston	\$ 1,192	\$	298	\$	60	\$	77	\$	1,601
Beverly	\$ 140,391	\$	35,098	\$	7,081	\$	9,015	\$	188,680
Billerica	\$ 113,180	\$	28,295	\$	5,708	\$	7,268	\$	152,109
Blackstone	\$ 6,476	\$	1,619	\$	327	\$	416	\$	8,703
Blandford	\$ 263	\$	66	\$	13	\$	17	\$	354
Bolton	\$ 3,219	\$	805	\$	162	\$	207	\$	4,326
Boston	\$ 3,092,508	\$	773,127	\$	155,977	\$	198,585	\$	4,156,194
Bourne	\$ 110,638	\$	27,659	\$	5,580	\$	7,105	\$	148,692
Boxborough	\$ 11,675	\$	2,919	\$	589	\$	750	\$	15,691
Boxford	\$ 26,675	\$	6,669	\$	1,345	\$	1,713	\$	35,850
Boylston	\$ 16,443	\$	4,111	\$	829	\$	1,056	\$	22,099
Brantree	\$ 130,323	\$	32,581	\$	6,573	\$	8,369	\$	175,149
Brewster	\$ 37,556	\$	9,389	\$	1,894	\$	2,412	\$	50,474
Bridgewater	\$ 16,679	\$	4,170	\$	841	\$	1,071	\$	22,416
Brimfield	\$ 10,399	\$	2,600	\$	524	\$	668	\$	13,975
Bristol County	\$ 29,680	\$	7,420	\$	1,497	\$	1,906	\$	39,888
Brockton	\$ 618,992	\$	154,748	\$	31,220	\$	39,749	\$	831,898
Brookfield	\$ 10,905	\$	2,726	\$	550	\$	700	\$	14,655
Brookline	\$ 241,072	\$	60,268	\$	12,159	\$	15,480	\$	323,990
Buckland	\$ 918	\$	230	\$	46	\$	59	\$	1,234
Burlington	\$ 88,732	\$	22,183	\$	4,475	\$	5,698	\$	119,252
Cambridge	\$ 1,258,835	\$	314,709	\$	63,492	\$	80,836	\$	1,691,818
Canton	\$ 85,080	\$	21,270	\$	4,291	\$	5,463	\$	114,344
Carlisle	\$ 15,384	\$	3,846	\$	776	\$	988	\$	20,675
Carver	\$ 63,727	\$	15,932	\$	3,214	\$	4,092	\$	85,646
Charlemont	\$ 1,952	\$	488	\$	98	\$	125	\$	2,624
Charlton	\$ 8,929	\$	2,232	\$	450	\$	573	\$	12,000
Chatham	\$ 49,277	\$	12,319	\$	2,485	\$	3,164	\$	66,226
Chelmsford	\$ 92,471	\$	23,118	\$	4,664	\$	5,938	\$	124,277
Chelsea	\$ 153,095	\$	38,274	\$	7,722	\$	9,831	\$	205,752
Cheshire	\$ 463	\$	116	\$	23	\$	30	\$	622
	\$ 29,238,656	\$	7,309,664	\$	1,474,708	\$	1,877,561	\$	39,295,463

Estimated Maximum Municipal Abatement Payments to Participating Subdivisions, By Payment

	2022 Lump Sum (Default)		2022-2025 Equal Payments (Election)		2026-2028		2029-2031		Total	
	\$		\$		\$		\$			
Chester	\$	2,831	\$	708	\$	143	\$	182	\$	3,805
Chesterfield	\$	4,913	\$	1,228	\$	248	\$	316	\$	6,603
Chicopee	\$	257,796	\$	64,449	\$	13,002	\$	16,554	\$	346,466
Chilmark	\$	1,822	\$	456	\$	92	\$	117	\$	2,449
Clarksburg	\$	8,886	\$	2,222	\$	448	\$	571	\$	11,943
Clinton	\$	69,347	\$	17,337	\$	3,498	\$	4,453	\$	93,199
Cohasset	\$	41,836	\$	10,459	\$	2,110	\$	2,687	\$	56,226
Colrain	\$	468	\$	117	\$	24	\$	30	\$	629
Concord	\$	51,156	\$	12,789	\$	2,580	\$	3,285	\$	68,751
Conway	\$	10,368	\$	2,592	\$	523	\$	666	\$	13,934
Cummington	\$	285	\$	71	\$	14	\$	18	\$	383
Dalton	\$	3,597	\$	899	\$	181	\$	231	\$	4,835
Danvers	\$	118,047	\$	29,512	\$	5,954	\$	7,580	\$	158,650
Dartmouth	\$	160,985	\$	40,246	\$	8,120	\$	10,338	\$	216,356
Deedham	\$	93,237	\$	23,309	\$	4,703	\$	5,987	\$	125,307
Deerfield	\$	25,517	\$	6,379	\$	1,287	\$	1,639	\$	34,293
Dennis	\$	28,367	\$	7,092	\$	1,431	\$	1,822	\$	38,124
Dighton	\$	6,688	\$	1,672	\$	337	\$	429	\$	8,989
Douglas	\$	48,513	\$	12,128	\$	2,447	\$	3,115	\$	65,199
Dover	\$	19,983	\$	4,996	\$	1,008	\$	1,283	\$	26,856
Dracut	\$	59,819	\$	14,955	\$	3,017	\$	3,841	\$	80,394
Dudley	\$	5,245	\$	1,311	\$	265	\$	337	\$	7,049
Dukes County	\$	1,586	\$	397	\$	80	\$	102	\$	2,132
Dunstable	\$	1,217	\$	304	\$	61	\$	78	\$	1,635
Duxbury	\$	109,411	\$	27,353	\$	5,518	\$	7,026	\$	147,044
East Bridgewater	\$	67,484	\$	16,871	\$	3,404	\$	4,334	\$	90,696
East Brookfield	\$	1,531	\$	383	\$	77	\$	98	\$	2,058
East Longmeadow	\$	79,404	\$	19,851	\$	4,005	\$	5,099	\$	106,715
Eastham	\$	23,008	\$	5,752	\$	1,160	\$	1,477	\$	30,922
Easthampton	\$	78,081	\$	19,520	\$	3,938	\$	5,014	\$	104,937
Easton	\$	165,984	\$	41,496	\$	8,372	\$	10,659	\$	223,075

Estimated Maximum Municipal Abatement Payments to Participating Subdivisions, By Payment

Municipal Allocation of J&J Abatement Funds, by Payment	2022 Lump Sum (Default)		2022-2025 Equal Payments (Election)		2026-2028		2029-2031		Total	
	\$		\$		\$		\$			
Edgartown	\$	23,678	\$	5,919	\$	1,194	\$	1,520	\$	31,822
Egremont	\$	1,484	\$	371	\$	75	\$	95	\$	1,994
Erving	\$	15,021	\$	3,755	\$	758	\$	965	\$	20,188
Essex	\$	3,314	\$	828	\$	167	\$	213	\$	4,453
Everett	\$	127,721	\$	31,930	\$	6,442	\$	8,202	\$	171,652
Fairhaven	\$	95,475	\$	23,869	\$	4,815	\$	6,131	\$	128,314
Fall River	\$	615,646	\$	153,912	\$	31,051	\$	39,534	\$	827,401
Falmouth	\$	193,935	\$	48,484	\$	9,782	\$	12,454	\$	260,641
Fitchburg	\$	202,145	\$	50,536	\$	10,196	\$	12,981	\$	271,674
Florida	\$	4,996	\$	1,249	\$	252	\$	321	\$	6,715
Foxborough	\$	75,673	\$	18,918	\$	3,817	\$	4,859	\$	101,701
Frammingham	\$	201,814	\$	50,454	\$	10,179	\$	12,960	\$	271,229
Franklin	\$	131,770	\$	32,943	\$	6,646	\$	8,462	\$	177,093
Freetown	\$	10,149	\$	2,537	\$	512	\$	652	\$	13,640
Gardner	\$	90,072	\$	22,518	\$	4,543	\$	5,784	\$	121,053
Georgetown	\$	39,798	\$	9,950	\$	2,007	\$	2,556	\$	53,487
Gill	\$	944	\$	236	\$	48	\$	61	\$	1,269
Gloucester	\$	123,370	\$	30,842	\$	6,222	\$	7,922	\$	165,803
Goshen	\$	602	\$	151	\$	30	\$	39	\$	809
Gosnold	\$	340	\$	85	\$	17	\$	22	\$	458
Grafton	\$	81,515	\$	20,379	\$	4,111	\$	5,234	\$	109,552
Granby	\$	41,560	\$	10,390	\$	2,096	\$	2,669	\$	55,855
Granville	\$	6,017	\$	1,504	\$	303	\$	386	\$	8,087
Great Barrington	\$	6,980	\$	1,745	\$	352	\$	448	\$	9,381
Greenfield	\$	132,244	\$	33,061	\$	6,670	\$	8,492	\$	177,730
Groton	\$	3,300	\$	825	\$	166	\$	212	\$	4,435
Groveland	\$	3,203	\$	801	\$	162	\$	206	\$	4,305
Hadley	\$	30,311	\$	7,578	\$	1,529	\$	1,946	\$	40,736
Halifax	\$	21,756	\$	5,439	\$	1,097	\$	1,397	\$	29,239
Hamilton	\$	4,349	\$	1,087	\$	219	\$	279	\$	5,845
Hampden	\$	2,527	\$	632	\$	127	\$	162	\$	3,397

Estimated Maximum Municipal Abatement Payments to Participating Subdivisions, By Payment

	2022 Lump Sum (Default)		2022-2025 Equal Payments (Election)		2026-2028		2029-2031		Total
	\$	\$	\$	\$	\$	\$	\$	\$	
Hancock	2,342	\$	585	\$	118	\$	150	\$	3,147
Hanover	87,131	\$	21,783	\$	4,395	\$	5,595	\$	117,100
Hanson	8,951	\$	2,238	\$	451	\$	575	\$	12,030
Hardwick	1,359	\$	340	\$	69	\$	87	\$	1,827
Harvard	48,131	\$	12,033	\$	2,428	\$	3,091	\$	64,686
Harwich	83,749	\$	20,937	\$	4,224	\$	5,378	\$	112,554
Hatfield	18,344	\$	4,586	\$	925	\$	1,178	\$	24,654
Haverhill	238,089	\$	59,522	\$	12,008	\$	15,289	\$	319,981
Hawley	79	\$	20	\$	4	\$	5	\$	106
Heath	345	\$	86	\$	17	\$	22	\$	463
Hingham	141,185	\$	35,296	\$	7,121	\$	9,066	\$	189,747
Hinsdale	1,082	\$	271	\$	55	\$	69	\$	1,455
Holbrook	35,744	\$	8,936	\$	1,803	\$	2,295	\$	48,039
Holden	10,051	\$	2,513	\$	507	\$	645	\$	13,508
Holland	6,960	\$	1,740	\$	351	\$	447	\$	9,354
Holliston	48,893	\$	12,223	\$	2,466	\$	3,140	\$	65,710
Holyoke	282,582	\$	70,645	\$	14,253	\$	18,146	\$	379,777
Hopedale	40,124	\$	10,031	\$	2,024	\$	2,577	\$	53,925
Hopkinton	59,282	\$	14,820	\$	2,990	\$	3,807	\$	79,672
Hubbardston	2,241	\$	560	\$	113	\$	144	\$	3,012
Hudson	58,317	\$	14,579	\$	2,941	\$	3,745	\$	78,375
Hull	57,157	\$	14,289	\$	2,883	\$	3,670	\$	76,816
Huntington	777	\$	194	\$	39	\$	50	\$	1,044
Ipswich	60,806	\$	15,201	\$	3,067	\$	3,905	\$	81,720
Kingston	40,039	\$	10,010	\$	2,019	\$	2,571	\$	53,810
Lakeville	5,913	\$	1,478	\$	298	\$	380	\$	7,947
Lancaster	3,411	\$	853	\$	172	\$	219	\$	4,584
Lanesborough	16,819	\$	4,205	\$	848	\$	1,080	\$	22,605
Lawrence	431,529	\$	107,882	\$	21,765	\$	27,711	\$	579,955
Lee	44,414	\$	11,104	\$	2,240	\$	2,852	\$	59,691
Leicester	56,322	\$	14,081	\$	2,841	\$	3,617	\$	75,695

Estimated Maximum Municipal Abatement Payments to Participating Subdivisions, By Payment

	2022 Lump Sum		2022-2025 Equal Payments		2026-2028		2029-2031		Total
	(Default)		(Election)						
Lenox	\$ 47,058	\$	11,765	\$	2,373	\$	3,022	\$	63,245
Leominster	\$ 231,059	\$	57,765	\$	11,654	\$	14,837	\$	310,534
Leverett	\$ 11,559	\$	2,890	\$	583	\$	742	\$	15,535
Lexington	\$ 148,852	\$	37,213	\$	7,508	\$	9,559	\$	200,050
Leyden	\$ 225	\$	56	\$	11	\$	14	\$	302
Lincoln	\$ 32,151	\$	8,038	\$	1,622	\$	2,065	\$	43,210
Littleton	\$ 30,513	\$	7,628	\$	1,539	\$	1,959	\$	41,009
Longmeadow	\$ 87,485	\$	21,871	\$	4,412	\$	5,618	\$	117,576
Lowell	\$ 299,476	\$	74,869	\$	15,105	\$	19,231	\$	402,483
Ludlow	\$ 88,963	\$	22,241	\$	4,487	\$	5,713	\$	119,563
Lunenburg	\$ 56,034	\$	14,009	\$	2,826	\$	3,598	\$	75,307
Lynn	\$ 465,409	\$	116,352	\$	23,474	\$	29,886	\$	625,489
Lynnfield	\$ 68,218	\$	17,055	\$	3,441	\$	4,381	\$	91,682
Malden	\$ 136,245	\$	34,061	\$	6,872	\$	8,749	\$	183,107
Manchester-By-The-Sea	\$ 5,880	\$	1,470	\$	297	\$	378	\$	7,902
Mansfield	\$ 199,311	\$	49,828	\$	10,053	\$	12,799	\$	267,865
Marblehead	\$ 101,923	\$	25,481	\$	5,141	\$	6,545	\$	136,981
Marion	\$ 20,409	\$	5,102	\$	1,029	\$	1,311	\$	27,429
Marlborough	\$ 107,256	\$	26,814	\$	5,410	\$	6,887	\$	144,147
Marshfield	\$ 144,163	\$	36,041	\$	7,271	\$	9,257	\$	193,748
Mashpee	\$ 101,141	\$	25,285	\$	5,101	\$	6,495	\$	135,929
Mattapoisett	\$ 24,669	\$	6,167	\$	1,244	\$	1,584	\$	33,154
Maynard	\$ 29,676	\$	7,419	\$	1,497	\$	1,906	\$	39,883
Medfield	\$ 60,927	\$	15,232	\$	3,073	\$	3,912	\$	81,883
Medford	\$ 116,142	\$	29,035	\$	5,858	\$	7,458	\$	156,089
Medway	\$ 56,744	\$	14,186	\$	2,862	\$	3,644	\$	76,262
Melrose	\$ 67,144	\$	16,786	\$	3,387	\$	4,312	\$	90,238
Mendon	\$ 4,798	\$	1,199	\$	242	\$	308	\$	6,448
Merrimac	\$ 2,934	\$	733	\$	148	\$	188	\$	3,943
Methuen	\$ 209,034	\$	52,258	\$	10,543	\$	13,423	\$	280,932
Middleborough	\$ 115,008	\$	28,752	\$	5,801	\$	7,385	\$	154,566
	\$ 29,238,656	\$	7,309,664	\$	1,474,708	\$	1,877,561	\$	39,295,463

Estimated Maximum Municipal Abatement Payments to Participating Subdivisions, By Payment

	2022 Lump Sum (Default)		2022-2025 Equal Payments (Election)		2026-2028		2029-2031		Total	
	\$		\$		\$		\$			
Middlefield	\$	29,238,656	\$	7,309,664	\$	1,474,708	\$	1,877,561	\$	39,295,463
Middleton	\$	95	\$	24	\$	5	\$	6	\$	128
Milford	\$	26,815	\$	6,704	\$	1,352	\$	1,722	\$	36,038
Millbury	\$	155,664	\$	38,916	\$	7,851	\$	9,996	\$	209,206
Mills	\$	68,195	\$	17,049	\$	3,440	\$	4,379	\$	91,650
Millville	\$	29,233	\$	7,308	\$	1,474	\$	1,877	\$	39,287
Milton	\$	1,817	\$	454	\$	92	\$	117	\$	2,441
Monroe	\$	102,934	\$	25,733	\$	5,192	\$	6,610	\$	138,338
Monson	\$	30	\$	7	\$	2	\$	2	\$	40
Montague	\$	37,024	\$	9,256	\$	1,867	\$	2,377	\$	49,758
Monterey	\$	8,521	\$	2,130	\$	430	\$	547	\$	11,451
Montgomery	\$	1,232	\$	308	\$	62	\$	79	\$	1,656
Mt Washington	\$	68	\$	17	\$	3	\$	4	\$	91
Nahant	\$	51	\$	13	\$	3	\$	3	\$	69
Nantucket	\$	10,394	\$	2,599	\$	524	\$	667	\$	13,969
Natick	\$	32,230	\$	8,058	\$	1,626	\$	2,070	\$	43,316
Needham	\$	100,046	\$	25,011	\$	5,046	\$	6,424	\$	134,457
New Ashford	\$	143,681	\$	35,920	\$	7,247	\$	9,226	\$	193,100
New Bedford	\$	78	\$	20	\$	4	\$	5	\$	105
New Braintree	\$	690,541	\$	172,635	\$	34,829	\$	44,343	\$	928,056
New Marlborough	\$	394	\$	99	\$	20	\$	25	\$	530
New Salem	\$	963	\$	241	\$	49	\$	62	\$	1,294
Newbury	\$	716	\$	179	\$	36	\$	46	\$	962
Newburyport	\$	3,959	\$	990	\$	200	\$	254	\$	5,321
Newton	\$	84,960	\$	21,240	\$	4,285	\$	5,456	\$	114,183
Norfolk	\$	294,985	\$	73,746	\$	14,878	\$	18,942	\$	396,447
Norfolk County	\$	16,462	\$	4,115	\$	830	\$	1,057	\$	22,124
North Adams	\$	26,110	\$	6,527	\$	1,317	\$	1,677	\$	35,090
North Andover	\$	100,250	\$	25,062	\$	5,056	\$	6,438	\$	134,731
North Attleborough	\$	131,421	\$	32,855	\$	6,628	\$	8,439	\$	176,624
North Brookfield	\$	186,249	\$	46,562	\$	9,394	\$	11,960	\$	250,310
	\$	20,430	\$	5,107	\$	1,030	\$	1,312	\$	27,457

Estimated Maximum Municipal Abatement Payments to Participating Subdivisions, By Payment

	2022 Lump Sum (Default)		2022-2025 Equal Payments (Election)		2026-2028	2029-2031	Total
	\$	\$	\$	\$	\$	\$	\$
North Reading	\$ 48,660	\$ 12,165	\$ 2,454	\$ 3,125	\$ 65,397		
Northampton	\$ 158,054	\$ 39,513	\$ 7,972	\$ 10,149	\$ 212,418		
Northborough	\$ 70,835	\$ 17,709	\$ 3,573	\$ 4,549	\$ 95,199		
Northbridge	\$ 82,545	\$ 20,636	\$ 4,163	\$ 5,301	\$ 110,937		
Northfield	\$ 4,474	\$ 1,118	\$ 226	\$ 287	\$ 6,013		
Norton	\$ 133,440	\$ 33,360	\$ 6,730	\$ 8,569	\$ 179,338		
Norwell	\$ 80,519	\$ 20,130	\$ 4,061	\$ 5,171	\$ 108,214		
Norwood	\$ 99,771	\$ 24,943	\$ 5,032	\$ 6,407	\$ 134,087		
Oak Bluffs	\$ 22,488	\$ 5,622	\$ 1,134	\$ 1,444	\$ 30,223		
Oakham	\$ 768	\$ 192	\$ 39	\$ 49	\$ 1,032		
Orange	\$ 40,253	\$ 10,063	\$ 2,030	\$ 2,585	\$ 54,099		
Orleans	\$ 27,340	\$ 6,835	\$ 1,379	\$ 1,756	\$ 36,743		
Otis	\$ 1,031	\$ 258	\$ 52	\$ 66	\$ 1,386		
Oxford	\$ 68,308	\$ 17,077	\$ 3,445	\$ 4,386	\$ 91,803		
Palmer	\$ 47,418	\$ 11,855	\$ 2,392	\$ 3,045	\$ 63,728		
Paxton	\$ 3,365	\$ 841	\$ 170	\$ 216	\$ 4,523		
Peabody	\$ 209,434	\$ 52,359	\$ 10,563	\$ 13,449	\$ 281,471		
Pelham	\$ 6,885	\$ 1,721	\$ 347	\$ 442	\$ 9,253		
Pembroke	\$ 99,067	\$ 24,767	\$ 4,997	\$ 6,362	\$ 133,142		
Pepperell	\$ 2,993	\$ 748	\$ 151	\$ 192	\$ 4,022		
Peru	\$ 337	\$ 84	\$ 17	\$ 22	\$ 453		
Petersham	\$ 4,672	\$ 1,168	\$ 236	\$ 300	\$ 6,278		
Phillipston	\$ 1,165	\$ 291	\$ 59	\$ 75	\$ 1,565		
Pittsfield	\$ 337,472	\$ 84,368	\$ 17,021	\$ 21,671	\$ 453,547		
Plainfield	\$ 146	\$ 36	\$ 7	\$ 9	\$ 196		
Plainville	\$ 21,578	\$ 5,395	\$ 1,088	\$ 1,386	\$ 29,000		
Plymouth	\$ 313,647	\$ 78,412	\$ 15,819	\$ 20,141	\$ 421,528		
Plymouth County	\$ 262	\$ 66	\$ 13	\$ 17	\$ 353		
Plympton	\$ 9,121	\$ 2,280	\$ 460	\$ 586	\$ 12,258		
Princeton	\$ 2,749	\$ 687	\$ 139	\$ 177	\$ 3,694		
Provincetown	\$ 26,169	\$ 6,542	\$ 1,320	\$ 1,680	\$ 35,170		
	\$ 29,238,656	\$ 7,309,664	\$ 1,474,708	\$ 1,877,561	\$ 39,295,463		

Estimated Maximum Municipal Abatement Payments to Participating Subdivisions, By Payment

	2022 Lump Sum (Default)		2022-2025 Equal Payments (Election)		2026-2028	2029-2031	Total
	\$	\$	\$	\$	\$	\$	\$
Quincy	\$ 300,496	\$ 75,124	\$ 15,156	\$ 19,296	\$ 403,854		
Randolph	\$ 102,858	\$ 25,715	\$ 5,188	\$ 6,605	\$ 138,237		
Raynham	\$ 21,630	\$ 5,407	\$ 1,091	\$ 1,389	\$ 29,070		
Reading	\$ 72,041	\$ 18,010	\$ 3,634	\$ 4,626	\$ 96,820		
Rehoboth	\$ 10,024	\$ 2,506	\$ 506	\$ 644	\$ 13,472		
Revere	\$ 168,267	\$ 42,067	\$ 8,487	\$ 10,805	\$ 226,144		
Richmond	\$ 10,139	\$ 2,535	\$ 511	\$ 651	\$ 13,626		
Rochester	\$ 19,203	\$ 4,801	\$ 969	\$ 1,233	\$ 25,808		
Rockland	\$ 89,132	\$ 22,283	\$ 4,496	\$ 5,724	\$ 119,790		
Rockport	\$ 34,751	\$ 8,688	\$ 1,753	\$ 2,232	\$ 46,704		
Rowe	\$ 7,089	\$ 1,772	\$ 358	\$ 455	\$ 9,528		
Rowley	\$ 3,934	\$ 983	\$ 198	\$ 253	\$ 5,287		
Royalston	\$ 606	\$ 152	\$ 31	\$ 39	\$ 815		
Russell	\$ 361	\$ 90	\$ 18	\$ 23	\$ 485		
Rutland	\$ 3,575	\$ 894	\$ 180	\$ 230	\$ 4,805		
Salem	\$ 182,875	\$ 45,719	\$ 9,224	\$ 11,743	\$ 245,775		
Salisbury	\$ 9,336	\$ 2,334	\$ 471	\$ 599	\$ 12,547		
Sandisfield	\$ 606	\$ 151	\$ 31	\$ 39	\$ 814		
Sandwich	\$ 144,582	\$ 36,146	\$ 7,292	\$ 9,284	\$ 194,312		
Saugus	\$ 97,388	\$ 24,347	\$ 4,912	\$ 6,254	\$ 130,885		
Savoy	\$ 3,019	\$ 755	\$ 152	\$ 194	\$ 4,057		
Scituate	\$ 115,158	\$ 28,789	\$ 5,808	\$ 7,395	\$ 154,767		
Seekonk	\$ 97,223	\$ 24,306	\$ 4,904	\$ 6,243	\$ 130,664		
Sharon	\$ 92,330	\$ 23,082	\$ 4,657	\$ 5,929	\$ 124,087		
Sheffield	\$ 1,947	\$ 487	\$ 98	\$ 125	\$ 2,616		
Shelburne	\$ 4,260	\$ 1,065	\$ 215	\$ 274	\$ 5,726		
Sherborn	\$ 10,565	\$ 2,641	\$ 533	\$ 678	\$ 14,199		
Shirley	\$ 1,452	\$ 363	\$ 73	\$ 93	\$ 1,951		
Shrewsbury	\$ 189,209	\$ 47,302	\$ 9,543	\$ 12,150	\$ 254,289		
Shutesbury	\$ 10,473	\$ 2,618	\$ 528	\$ 673	\$ 14,075		
Somerset	\$ 86,070	\$ 21,518	\$ 4,341	\$ 5,527	\$ 115,675		
	\$ 29,238,656	\$ 7,309,664	\$ 1,474,708	\$ 1,877,561	\$ 39,295,463		

Estimated Maximum Municipal Abatement Payments to Participating Subdivisions, By Payment

	2022 Lump Sum		2022-2025 Equal Payments		2026-2028		2029-2031		Total	
	(Default)		(Election)							
Somerville	\$	29,238,656	\$	7,309,664	\$	1,474,708	\$	1,877,561	\$	39,295,463
South Hadley	\$	161,933	\$	40,483	\$	8,167	\$	10,399	\$	217,631
Southampton	\$	96,181	\$	24,045	\$	4,851	\$	6,176	\$	129,263
Southborough	\$	22,627	\$	5,657	\$	1,141	\$	1,453	\$	30,409
Southbridge	\$	63,556	\$	15,889	\$	3,206	\$	4,081	\$	85,416
Southwick	\$	84,971	\$	21,243	\$	4,286	\$	5,456	\$	114,197
Spencer	\$	4,832	\$	1,208	\$	244	\$	310	\$	6,494
Springfield	\$	5,940	\$	1,485	\$	300	\$	381	\$	7,983
Sterling	\$	1,006,109	\$	251,527	\$	50,745	\$	64,607	\$	1,352,166
Stockbridge	\$	5,753	\$	1,438	\$	290	\$	369	\$	7,732
Stoneham	\$	2,699	\$	675	\$	136	\$	173	\$	3,627
Stoughton	\$	48,822	\$	12,206	\$	2,462	\$	3,135	\$	65,615
Stow	\$	91,194	\$	22,798	\$	4,600	\$	5,856	\$	122,560
Sturbridge	\$	2,565	\$	641	\$	129	\$	165	\$	3,448
Sudbury	\$	36,130	\$	9,032	\$	1,822	\$	2,320	\$	48,557
Sunderland	\$	57,021	\$	14,255	\$	2,876	\$	3,662	\$	76,634
Sutton	\$	11,533	\$	2,883	\$	582	\$	741	\$	15,500
Swampscott	\$	50,309	\$	12,577	\$	2,537	\$	3,231	\$	67,613
Swansea	\$	81,935	\$	20,484	\$	4,133	\$	5,261	\$	110,117
Taunton	\$	91,440	\$	22,860	\$	4,612	\$	5,872	\$	122,891
Templeton	\$	384,684	\$	96,171	\$	19,402	\$	24,703	\$	516,999
Tewksbury	\$	4,904	\$	1,226	\$	247	\$	315	\$	6,591
Tisbury	\$	73,872	\$	18,468	\$	3,726	\$	4,744	\$	99,280
Tolland	\$	19,460	\$	4,865	\$	982	\$	1,250	\$	26,154
Topsfield	\$	164	\$	41	\$	8	\$	11	\$	220
Townsend	\$	20,857	\$	5,214	\$	1,052	\$	1,339	\$	28,031
Truro	\$	2,744	\$	686	\$	138	\$	176	\$	3,688
Tyngsborough	\$	17,667	\$	4,417	\$	891	\$	1,135	\$	23,744
Tyringham	\$	33,987	\$	8,497	\$	1,714	\$	2,182	\$	45,677
Upton	\$	374	\$	94	\$	19	\$	24	\$	503
Uxbridge	\$	6,170	\$	1,542	\$	311	\$	396	\$	8,292
	\$	65,951	\$	16,488	\$	3,326	\$	4,235	\$	88,635

Estimated Maximum Municipal Abatement Payments to Participating Subdivisions, By Payment

	2022 Lump Sum (Default)		2022-2025 Equal Payments (Election)		2026-2028	2029-2031	Total
	\$	\$	\$	\$	\$	\$	\$
Wakefield	\$ 61,871	\$ 15,468	\$ 3,121	\$ 3,973	\$ 83,152		
Wales	\$ 4,316	\$ 1,079	\$ 218	\$ 277	\$ 5,800		
Walpole	\$ 93,393	\$ 23,348	\$ 4,710	\$ 5,997	\$ 125,516		
Waltham	\$ 155,628	\$ 38,907	\$ 7,849	\$ 9,994	\$ 209,157		
Ware	\$ 59,518	\$ 14,879	\$ 3,002	\$ 3,822	\$ 79,989		
Wareham	\$ 105,125	\$ 26,281	\$ 5,302	\$ 6,751	\$ 141,283		
Warren	\$ 5,243	\$ 1,311	\$ 264	\$ 337	\$ 7,046		
Warwick	\$ 1,930	\$ 482	\$ 97	\$ 124	\$ 2,593		
Washington	\$ 119	\$ 30	\$ 6	\$ 8	\$ 160		
Watertown	\$ 74,294	\$ 18,574	\$ 3,747	\$ 4,771	\$ 99,848		
Wayland	\$ 62,787	\$ 15,697	\$ 3,167	\$ 4,032	\$ 84,383		
Webster	\$ 70,347	\$ 17,587	\$ 3,548	\$ 4,517	\$ 94,543		
Wellesley	\$ 140,681	\$ 35,170	\$ 7,096	\$ 9,034	\$ 189,069		
Wellfleet	\$ 19,526	\$ 4,881	\$ 985	\$ 1,254	\$ 26,242		
Wendell	\$ 307	\$ 77	\$ 15	\$ 20	\$ 413		
Wenham	\$ 3,278	\$ 820	\$ 165	\$ 211	\$ 4,406		
West Boylston	\$ 35,751	\$ 8,938	\$ 1,803	\$ 2,296	\$ 48,048		
West Bridgewater	\$ 42,911	\$ 10,728	\$ 2,164	\$ 2,756	\$ 57,670		
West Brookfield	\$ 1,731	\$ 433	\$ 87	\$ 111	\$ 2,326		
West Newbury	\$ 2,543	\$ 636	\$ 128	\$ 163	\$ 3,418		
West Springfield	\$ 135,305	\$ 33,826	\$ 6,824	\$ 8,689	\$ 181,843		
West Stockbridge	\$ 830	\$ 208	\$ 42	\$ 53	\$ 1,116		
West Tisbury	\$ 2,900	\$ 725	\$ 146	\$ 186	\$ 3,897		
Westborough	\$ 148,251	\$ 37,063	\$ 7,477	\$ 9,520	\$ 199,243		
Westfield	\$ 191,174	\$ 47,793	\$ 9,642	\$ 12,276	\$ 256,929		
Westford	\$ 85,961	\$ 21,490	\$ 4,336	\$ 5,520	\$ 115,527		
Westhampton	\$ 5,829	\$ 1,457	\$ 294	\$ 374	\$ 7,834		
Westminster	\$ 6,630	\$ 1,657	\$ 334	\$ 426	\$ 8,910		
Weston	\$ 65,923	\$ 16,481	\$ 3,325	\$ 4,233	\$ 88,598		
Westport	\$ 82,200	\$ 20,550	\$ 4,146	\$ 5,278	\$ 110,473		
Westwood	\$ 84,903	\$ 21,226	\$ 4,282	\$ 5,452	\$ 114,105		

Municipal Allocation of 1&J Abatement Funds, by Payment

Estimated Maximum Municipal Abatement Payments to Participating Subdivisions, By Payment

Municipal Allocation of J&J Abatement Funds, by Payment	2022 Lump Sum	2022-2025 Equal Payments	2026-2028	2029-2031	Total
	(Default)	(Election)			
Weymouth	\$ 29,238,656	\$ 7,309,664	\$ 1,474,708	\$ 1,877,561	\$ 39,295,463
Whately	\$ 165,393	\$ 41,348	\$ 8,342	\$ 10,621	\$ 222,280
Whitman	\$ 9,187	\$ 2,297	\$ 463	\$ 590	\$ 12,348
Wilbraham	\$ 13,121	\$ 3,280	\$ 662	\$ 843	\$ 17,634
Williamsburg	\$ 9,156	\$ 2,289	\$ 462	\$ 588	\$ 12,305
Williamstown	\$ 10,058	\$ 2,515	\$ 507	\$ 646	\$ 13,518
Wilmington	\$ 22,895	\$ 5,724	\$ 1,155	\$ 1,470	\$ 30,769
Winchendon	\$ 72,148	\$ 18,037	\$ 3,639	\$ 4,633	\$ 96,964
Winchester	\$ 53,528	\$ 13,382	\$ 2,700	\$ 3,437	\$ 71,939
Windsor	\$ 75,146	\$ 18,787	\$ 3,790	\$ 4,826	\$ 100,993
Winthrop	\$ 153	\$ 38	\$ 8	\$ 10	\$ 206
Woburn	\$ 44,030	\$ 11,008	\$ 2,221	\$ 2,827	\$ 59,175
Worcester	\$ 102,439	\$ 25,610	\$ 5,167	\$ 6,578	\$ 137,673
Worthington	\$ 1,109,008	\$ 277,252	\$ 55,935	\$ 71,215	\$ 1,490,457
Wrentham	\$ 441	\$ 110	\$ 22	\$ 28	\$ 592
Yarmouth	\$ 28,122	\$ 7,030	\$ 1,418	\$ 1,806	\$ 37,794
	\$ 38,256	\$ 9,564	\$ 1,929	\$ 2,457	\$ 51,414



City of Gardner - *Executive Department*
Mayor Michael J. Nicholson

RECEIVED
2023 FEB 24 AM 9:22
CITY CLERK'S OFFICE
GARDNER, MA

February 22, 2023

Hon. Elizabeth J. Kazinskas, Council President
And City Councilors
Gardner City Hall, Rm 121
95 Pleasant St
Gardner, MA 01440

RE: Notification regarding the status of authorized unissued debt

Dear Madam President and Councilors,

The Administration has recently looked into the amount of authorized yet unissued debt that is currently being carried on the City's books.

The recent proposals sent by the Administration to the City Council to rescind loan orders for projects that are now completed will remove \$15,000,368.16 from the City's books.

This amount includes either projects that are now fully completed with funding exhausted, as well as projects that had remaining balances of authorized debt that was never issued because it was not needed.

This leaves a balance of \$47,467,383.00 of debt that has been authorized by vote of the City Council but not yet issued. The entirety of this amount is related to the Gardner Elementary School construction project.

Respectfully Submitted,

Michael J. Nicholson
Mayor, City of Gardner

Authorized and Unissued Debt						
Purpose	Date of Vote	Article Number	Amount Authorized	- Issued - Retired - Rescinded	= Unissued 6/30/2022	NOTES
GMS Improvements	06/18/12	12555	400,000.00	364,257.00	35,743.00	RESCINDED OR CLOSE OUT REMAINDER
GHS Lab. Boiler Upgrades	12/18/12	12578	3,545,682.00	3,501,301.00	44,381.00	RESCINDED OR CLOSE OUT REMAINDER
Elm St. School - Repairs	05/20/15	12691	4,158,176.00	600,000.00	3,558,176.00	RESCINDED OR CLOSE OUT REMAINDER
Waterwater Treatment Facility	06/16/15	12711	14,000,000.00	4,433,242.00	9,566,758.00	RESCINDED OR CLOSE OUT REMAINDER
DPW Storage Building	08/10/15	12722	2,500,000.00	2,300,000.00	200,000.00	RESCINDED OR CLOSE OUT REMAINDER
Waterford - Feasibility Study	01/06/17	12794	750,000.00		750,000.00	RESCINDED OR CLOSE OUT REMAINDER
Various Capital Expenditures	07/15/17	12804	2,060,000.00	2,060,000.00	0.00	RESCINDED OR CLOSE OUT REMAINDER
Parkland - Open Space Leo Dr.	07/06/17	12804	320,000.00		320,000.00	RESCINDED OR CLOSE OUT REMAINDER
Watkin's Field Renovation	05/25/18	12824	3,497,380.00	3,497,380.00	0.00	RESCINDED OR CLOSE OUT REMAINDER
Land Acquisition Omealia Pr.	06/19/18	12834	174,162.00		174,162.00	RESCINDED OR CLOSE OUT REMAINDER
Snake Pond Well Repairs	08/07/19	12849	100,000.00		100,000.00	RESCINDED OR CLOSE OUT REMAINDER
Sew. Main Instal & Pump St. Up	06/04/19	12863	1,750,000.00	1,585,000.00	165,000.00	RESCINDED OR CLOSE OUT REMAINDER
Water Main Replacement	06/11/19	12867	11,000,000.00	11,000,000.00	0.00	RESCINDED OR CLOSE OUT REMAINDER
Water Storage Tank Repair	09/21/20	10333	250,000.00	197,000.00	53,000.00	RESCINDED OR CLOSE OUT REMAINDER
Crystal Lake WT-Pall Filters	09/21/20	10334	450,000.00	357,814.00	92,186.00	RESCINDED OR CLOSE OUT REMAINDER
Paving	04/19/22	13039	1,800,000.00	1,800,000.00	0.00	RESCINDED OR CLOSE OUT REMAINDER

CITY OF GARDNER

DEPARTMENT OF COMMUNITY DEVELOPMENT AND PLANNING



February 21, 2023

President Elizabeth Kazinskas, Finance Committee Chair
Gardner City Hall
95 Pleasant Street
Gardner, MA 01440

Dear President Kazinskas:

As part of the Community Development Block Grant housing rehabilitation lien process, the City routinely places a mortgage on a property to secure the amount of the deferred payment loan. It is standard policy that the City's liens take a secondary position to other mortgages when the value of the rehabilitated property will support such mortgages.

The property owner is in the process of refinancing their property. As the mortgage company involved would like to retain first position on the title, a Subordination Agreement is being submitted for Mayor Michael J. Nicholson's signature.

As it requires a vote by the City Council authorizing the Mayor to execute this agreement, upon approval by the Finance Committee, I respectfully request that the Council approve the attached resolution pertaining to a subordination request.

Sincerely,

Laura Cassady
Budget & Project Manager

Enc.

RESOLUTION

WHEREAS, in the opinion of the City Council of the City of Gardner that the intent and purpose of the Community Development Housing Rehabilitation Program is to maintain safe, affordable housing units for low to moderate income families by financially assisting owners of such properties, it is therefore resolved that:

The Mayor is duly authorized to execute the Subordination for case #10-283 in amount of \$14,785.00 subject to review and approval as to form by the City Solicitor. The term of the loan is 15 years expiring on October 26, 2026.



City of Gardner - *Executive Department*

Mayor Michael J. Nicholson

RECEIVED
2023 FEB 24 AM 9:29
CITY CLERK'S OFFICE
GARDNER, MA

February 23, 2023

Hon. Elizabeth J. Kazinskas, Council President
And City Councilors
Gardner City Hall, Rm 121
95 Pleasant St
Gardner, MA 01440

RE: Acceptance of MGL c41, s110A

Dear Madam President and Councilors,

The recent passage of the VOTES Act in Massachusetts set new requirements that unless municipalities adopt the provisions of section 110A of Chapter 41 of the General Laws, City Halls must be opened on a certain number of Saturdays throughout the year for the purpose of voter registration.

At the request of the City Clerk, I am requesting that the City Council vote to accept this provision, which would end the voter registration window at 5:00pm on Fridays instead of having to be open for a minimum of four hours on a Saturday.

In recent years, the Commonwealth has greatly expanded the ways in which individuals can register to vote- from online options, by mail, at the Registry of Motor Vehicles, through census forms, and other means. Since all of these new options are available, and traditionally no one has come to City Hall on these Saturdays to register to vote, it is the belief of the administration that this is both in the best interest of the city and upholds the integrity of our election processes.

Respectfully,

Michael J. Nicholson
Mayor, City of Gardner

ACCEPTANCE OF M.G.L. CHAPTER 41, SECTION 110A
CLOSING PUBLIC OFFICE OPERATIONS ON SATURDAYS

VOTE: To accept the provisions of Section 110A of Chapter 41 of the General Laws, closing all public office operations on Saturdays, unless for such purposes as required by law.

RECEIVED
2023 FEB 24 AM 9:20
CITY CLERK'S OFFICE
GARDNER, MA



FEBRUARY 23, 2023

Commonwealth of Massachusetts

Worcester County

City of Gardner

CERTIFICATE OF ELECTION

We elect JOHN RICHARD, 21 Carruth Road, Templeton, Massachusetts, to the position of CITY AUDITOR and certify that in our opinion he is a person specially fitted by education, training, or experience to perform the duties of said office, and that we make this election solely in the interests of the City.

Elyse G. Quirk
President, City Council of Gardner

Elected by City Council _____

Titi Siriphan
Titi Siriphan, City Clerk

Expires February 23, 2026

Worcester, ss., _____

Then personally appeared the above named JOHN RICHARD and made oath that he would faithfully and impartially perform the duties of the office of CITY AUDITOR according to law and the best of his abilities.

Before me,

City Clerk

Chapter 303 Acts of 1975
and
Chapter 409 Acts of 1983

Received _____



City of Gardner - *Executive Department*
Mayor Michael J. Nicholson

February 8, 2023

Hon. Elizabeth J. Kazinskas, Council President
 And City Councilors
 Gardner City Hall, Rm 121
 95 Pleasant St
 Gardner, MA 01440

RE: Free Cash Appropriation Request – Grant Administrator Contract

Dear Madam President and Councilors,

As you are likely aware, there is an unprecedented amount of Federal funding that has become available through new grant programs funded from the CARES Act, American Rescue Plan Act, Inflation Reduction Act, Bipartisan Infrastructure Act, and other pieces of federal legislation.

With all of this one-time funding approved, over 2,700 new grant programs only being offered this year for a wide variety of different topics.

The Healey – Driscoll Administration has recently announced that they will be hiring a new official whose sole job will be to work to obtain as much grant funding for the Commonwealth as they can for this once in a generation opportunity.

The attached appropriation request is being put forward to do something similar for us on the City's end. In speaking with our departments that oversee the majority of our grant writing, we have the capacity to handle grant applications in a normal year, but not to be able to adequately apply for all of these new one time opportunities that are now in existence.

As such, the Administration would like to contract with a consultant whose sole job will be to research the available opportunities that could benefit the City, write the applications, and administer the projects.

Respectfully Submitted,

Michael J. Nicholson
 Mayor, City of Gardner

RECEIVED
 FEB - 8 PM 4:50
 CITY OF GARDNER, MA

AN ORDER APPROPRIATING FROM FREE CASH TO MAYOR'S DEPT -
PROFESSIONAL SERVICES ACCOUNT.

ORDERED:

That there be and is hereby appropriated the sum of Sixty Thousand Dollars and
No Cents (\$60,000.00) from Free Cash to Mayor's Dept. - Professional Services
Account.



CENTRAL MASSACHUSETTS REGIONAL PLANNING COMMISSION
1 Mercantile Street, Suite 520 Worcester, MA | 508.756.7717

City of Gardner Resource Development Technical Assistance

Scope of Services

February 23, 2023

Central Massachusetts Regional Planning Commission
MA Vendor Code No. VC6000159423



Overview

The Central Massachusetts Regional Planning Commission (CMRPC) is pleased to submit this Scope of Services for Resource Development Technical Assistance. This effort is primarily to assist the City of Gardner with its ability to

1. Implement its priority projects as outlined in the table developed and provided by Mayor Michael Nicholson with his department managers.
2. To take the greatest advantage of the opportunities presented by the current funding climate that has resulted from the Bipartisan Infrastructure Law (BIL), the CHIPS and Science Act, and the Inflation Reduction Act and similar federal, state, and other opportunities.

This submission outlines a work plan for identifying applicable funding opportunities and assisting the City in its pursuit of those funds.

Scope of Work

CMRPC proposes to provide technical assistance to the City of Gardner with its efforts to obtain resources and funds needed to implement a wide variety of projects.

Project Management

CMRPC Senior Management will work with CMRPC planners to make team assignments. Project oversight will include regular progress reports to the City Management Team. CMRPC will work closely with the City Management Team to set overall project goals, review the table of projects, identify priority projects, and determine overall strategy.

Grant Research

With the City Management Team, CMRPC will identify priority projects and will perform grant research on programs at federal agencies, state agencies, and non-governmental organizations that might be appropriate to provide resources need to fund identified projects. CMRPC will use such tools as

- The Federal Register
- Grants.gov
- Philanthropy MA
- Commbuys,
- Mass.gov community grant finder
- Individual agency resources
- Legislator insight

Grant research will include a compilation of critical information including deadlines, funding criteria, pre application requirements, level of funding, match requirements, level of competitiveness, and assessment of success.

Municipal Strategy Meetings

Regular meetings will take place with the City Management Team or others to continually strategize on which resources should be sought, how to leverage capacity for the greatest probability for a successful outcome. These meetings will also be the venue where CMRPC planning team will highlight information needs that are required for grant applications. CMRPC will work collaboratively with the City Management Team to review grant application needs, collect local information, develop stories, identify data needs, gather photos, solicit cost estimates, create basic designs, renderings, maps and other graphics and narrative.

Application Preparation

Applications for projects will be developed initially by CMRPC, but will then be reviewed by the City Management Team for accuracy and suitability. This is likely an iterative process in which narrative, and supporting documents will be developed by CMRPC, reviewed by the City Management Team, and revised by CMRPC until ready for submittal.

GIS and Data Services

The CMRPC GIS and Data Services team will be available to prepare maps; summarize demographic, land use and other data; develop infographics; collect drone footage; and assemble photographs to complement the narrative and make a clear and compelling case for awarding the requested funds.

Site Renderings

CMRPC planners with basic design skills may be called on to create simple renderings of projects, such as park layouts, for use in the project narrative or in seeking cost estimates.

Grant Administration and Procurement Services

If requested, with a successful application that results in an award, CMRPC is able to assist in drafting documents such as Requests for Proposals, Invitation for Bids, Request for Quotes to procure goods or services needed to implement a funded project.

Timeline

CMRPC is prepared to undertake these activities on execution of contract. This project may be implemented until June 30, 2024 or later with the agreement of the City and CMRPC.

	Project Start Mar-23	Jul-23	Oct-23	Jan-24	Apr-24	Project End Jun-24	Description
Project Management							Initial coordination and Staff Assignments periodically over the course of the project.
Grant Research							Heaviest effort in the first three quarters
Municipal Strategy Meetings							Regular meetings with the City Mayor and Department Managers
Application Preparation							May start on Day 1, but will be driven by application deadlines.
GIS and Data Services							Support for applications
Site Renderings							Site for applications
Grant Administration Procurement Services							Will be determined based on CMRPC capacity and City needs.

Budget

While we propose to perform the following activities and the approximate breakdown of effort. Actual effort will be directed by the municipal strategy discussions between the City Management Team and CMRPC. Our proposal is to provide these services based on time (salary with an overhead rate applied) and expenses not to exceed \$60,000 unless an amendment to the contract is executed.

Activity	Value per Task	Estimated Hours per Task	Estimated Percentage
Project Management	\$1,373	15	3%
Grant Research	\$4,800	80	10%
Municipal Strategy Meetings	\$4,800	80	10%
Application Preparation	\$35,281	400	51%
GIS and Data Services	\$5,462	80	12%
Site Renderings	\$2,954	40	6%
Grant Administration Procurement Services	\$3,331	40	7%
Subtotal Personnel Costs	\$46,719		
Travel, Printing, and Miscellaneous expenses	\$2,000		
Total Budget	\$60,000		

Contract Manager

Trish Settles, Deputy Director, RCCP

Central Massachusetts Regional Planning Commission

1 Mercantile Street, Suite 520 Worcester, MA 01608

Office: (508) 459-3320

Office Fax: (508) 792-6818

tsettles@cmrpc.org

City of Gardner, MA
Thursday, January 12, 2023

Chapter 171. Personnel

Article XV. Yearly Salaries for Various Positions

[Adopted 9-21-1987 by Ord. No. 935; last amended 8-6-2012 by Ord. No. 1542]

§ 171-66. Yearly salaries established.

The yearly salaries for the Mayor, Council President, City Councilors and various other positions shall be as set forth in Schedule 1 included at the end of this chapter. On or after January 1 of each odd-numbered year beginning in 2007, the Finance Committee of the City Council shall report to the Council, as a Committee of the Whole, its recommendations for adjustment, if any, to the salaries of the Mayor and City Councilors.

Original Proposal

CITY OF GARDNER



IN CITY COUNCIL

REGULAR MEETING OF AUGUST 1, 2022

Councillor Nathan Boudreau voting for JENNIFER A. DYMEK
 Councillor Craig Cormier voting for JENNIFER A. DYMEK
 Councillor Ronald Cormier voting for JENNIFER A. DYMEK
 Councillor Aleksander Dernalowicz voting for JENNIFER A. DYMEK
 Councillor Karen Hardern voting for JENNIFER A. DYMEK
 Councillor Dana Heath voting for JENNIFER A. DYMEK
 Councillor Judy Mack voting for JENNIFER A. DYMEK
 Councillor George Tyros voting for JENNIFER A. DYMEK
 President Elizabeth Kazinskas voting for JENNIFER A. DYMEK

Having received ten (10) votes for, Jennifer A. Dymek was declared and elected City Treasurer effective August 19, 2022, for term expiring August 19, 2025.

#10768

On a motion made by Councillor Ronald Cormier and seconded by Councillor Nathan Boudreau, it was voted viva voce, ten (10) yeas, President Elizabeth Kazinskas and Councillors Nathan Boudreau, James Boone, Craig Cormier, Ronald Cormier, Aleksander Dernalowicz, Karen Hardern, Dana Heath, Judy Mack, and George Tyros to Remove from the Calendar *An Ordinance to Amend the Code of the City of Gardner, Chapter 171, Section 68, Entitled "Compensation Schedule, Attachment A: Mayor, Attachment B: City Council, and Attachment D: School Committee."* (Submitted by Councillor Judy Mack) and present it in January 2023.

REPORTS OF STANDING COMMITTEES**PUBLIC SERVICE COMMITTEE****#10740**

Councillor George Tyros requested More Time on *A Petition by National Grid and Verizon New England, Inc., Keyes Road – To install beginning at a point approximately 700 feet southeast of the centerline of the intersection of West Street. Relocate Pole #2 across the street to accommodate for bridge construction and upgrade to a 45 foot class 2.* The Committee had more questions regarding the Petition. There being no objections, More time was Granted.

NEW BUSINESS

Councillor Aleksander Dernalowicz would like if National Grid to attend their Public Service Committee Meetings.

Titi Siriphan

From: Judy Mack
Sent: Monday, June 27, 2022 3:22 PM
To: Titi Siriphan
Cc: Elizabeth Kazinskas
Subject: Ordinance: Salary Proposal
Attachments: Compensation Elected Officials.docx

RECEIVED
2022 JUN 27 PM 4:21
CITY CLERK'S OFFICE
GARDNER, MA

June 27, 2022

Ms. Titi Siriphan
Gardner City Clerk
95 Pleasant Street
Gardner, MA 01440

Dear Ms. Siriphan,

Please see the enclosed ordinance I'm proposing to increase the salary of the Mayor of Gardner. The salary of the mayor for years has not been aligned with other positions within the city. Based on the City of Gardner earnings report, for FY '21 the mayor is listed as #48 on the list based on salary.

The Mayor per the City charter is the chief executive of the city. The fact that so many other city employees, including many within city hall, have higher salaries than their boss, positions that don't have the responsibilities that the executive of the city has is erroneous and long overdue to be corrected.

In 2021, the city had a special election for a mayor that cost the City of Gardner more than raising the salary that was requested for that time. The members of the City Council at that time voted down a raise of 2%, \$1,800. The cost of this special election was well over \$25,000.

Of the salaries within the city, the mayor's salary has remained rather stagnant for quite some time and deserve more equity in pay in comparison to the fire, police, school and other city departments. I'm proposing a \$15,000 raise to be spread out over three years with an increase of \$5,000 a year.

Per the charter, the council is able to look at the mayor's salary at any time. As the salary can't per the charter go in effect during a term, this is proposed for the next term starting in FY24. If we, the city council, want the city to be run by qualified individuals, then compensation needs to increase. Compensating the leader who is the representative of our city, a person that works more than 8 hours a day and 40 hours a week. The same person attends many events on the city's behalf in the evening, on weekends and who is always on call, is long overdue.

Included in the Compensation of Elected Officials attached, listed under A and D, are the positions of City Councilor and School Committee members which include a small increase in compensation to members of the City Council and School Committee. The increase is the same 2% COLA that all city employees receive. As with the proposed increase in the salary of the mayor, if passed it would not be effective until FY 24.

Sincerely,
Judy A. Mack
Councilor at Large

AN ORDINANCE TO AMEND THE CODE OF THE CITY OF GARDNER, SECTION 68 OF CHAPTER 171, ENTITLED COMPENSATION SCHEDULE, ATTACHMENT A: MAYOR, ATTACHMENT B: CITY COUNCIL, AND ATTACHMENT D: SCHOOL COMMITTEE

Be it ordained by the City Council of the City of Gardner as follows:

SECTION 1: Attachment A, entitled Mayor, of Section 68 of Chapter 171, entitled Compensation Schedule, be stricken in its entirety and replaced with the following:

Exhibit A
Mayor

Position	Annual Salary	
Mayor	Effective January 1, 2024	\$97,196
	Effective January 1, 2025	\$102,196
	Effective January 1, 2026	\$107,196

SECTION 2: Attachment B, entitled City Council, of Section 68 of Chapter 171, entitled Compensation Schedule, be stricken in its entirety and replaced with the following:

Exhibit A
City Council

Position	Annual Salary	
Council President	Effective January 1, 2024	\$10,921.14
	Effective January 1, 2025	\$11,139.56
	Effective January 1, 2026	\$11,362.35
City Councilor	Effective January 1, 2024	\$7,472.52
	Effective January 1, 2025	\$7,621.97
	Effective January 1, 2026	\$7,774.41

SECTION 3: Attachment D, entitled School Committee, of Section 68 of Chapter 171, entitled Compensation Schedule, be stricken in its entirety and replaced with the following:

Exhibit D
School Committee

Position	Annual Salary	
School Committee Member (excluding Chairperson)	Effective January 1, 2024	\$5,100.00
	Effective January 1, 2025	\$5,202.00
	Effective January 1, 2026	\$5,306.04

SECTION 4: This ordinance take effect upon passage and publication as required by law.

New Amended Proposal

AN ORDINANCE TO AMEND SECTION 68 OF THE CHAPTER 171 OF THE CODE OF THE CITY OF GARDNER, ENTITLED PERSONNEL COMPENSATION SCHEDULE, EXHIBITS A, B, AND D

BE IT ORDAINED BY THE CITY COUNCIL OF THE CITY OF GARDNER AS FOLLOWS:

SECTION 1: Exhibits A, B, and D, of Section 68 of Chapter 171 of the Code of the City of Gardner entitled Personnel Compensation Schedule, be amended by deleting the current Exhibits A, B, and D, and inserting the following in place thereof:

Exhibit A
Mayor

Position	Annual Salary (Effective 1/1/2024)	Annual Salary (Effective 1/1/2025)	Weekly Salary (Effective 1/1/2024)	Weekly Salary (Effective 1/1/2025)
Mayor	\$105,904.22	\$108,022.31		
Acting Mayor in the event of a Mayoral Vacancy (Based on 75% of Mayor's Salary)			\$1,527.47	\$1,558.01

Exhibit B
City Council

Position	Annual Salary (Effective 1/1/2024)	Annual Salary (Effective 1/1/2025)
City Council President	\$12,298.98	\$12,544.96
City Councilor	\$8,415.27	\$8,583.58

Exhibit D
School Committee

Position	Annual Salary (Effective 1/1/2024)	Annual Salary (Effective 1/1/2025)
School committee members (excluding Chairperson)	\$5,743.43	\$5,858.30

SECTION 2: This ordinance shall become effective on January 1, 2024 following passage and publication as required by law.



CITY of GARDNER
Office of the City Auditor

John Richard, City Auditor
95 Pleasant Street, Room 126
Gardner, MA 01440

Phone: 978-632-1900 ext. 8020 • Fax: 978-630-3778
Email: jrichard@gardner-ma.gov

To: City Council

Re: Money Orders for consideration on March 1, 2023

Listed below are balances in various ledger accounts that pertain to Money Order transfers for your consideration.

These balances are as of February 23, 2023:

			<u>Money Order</u>	<u>Balance</u>
Free Cash	10000-35400			\$1,196,674.00
Mayor Dept for Professional Services Expenditures	11121-52190	\$	60,000.00	\$1,136,674.00
City Clerk Dept for Professional Services Expenditures	11161-52190	\$	3,690.00	\$1,132,984.00
Airport Dept for Professional Services Expenditures	14482-52190	\$	8,900.00	\$1,124,084.00
BOH Dept for New Vehicle Expenditures	15512-55120	\$	33,139.00	\$1,090,945.00
				\$1,090,945.00

The Snow & Ice account currently has available (\$362,082.65)
14421-52210

Sincerely

John Richard
City Auditor

copies: Mayor
City Clerk