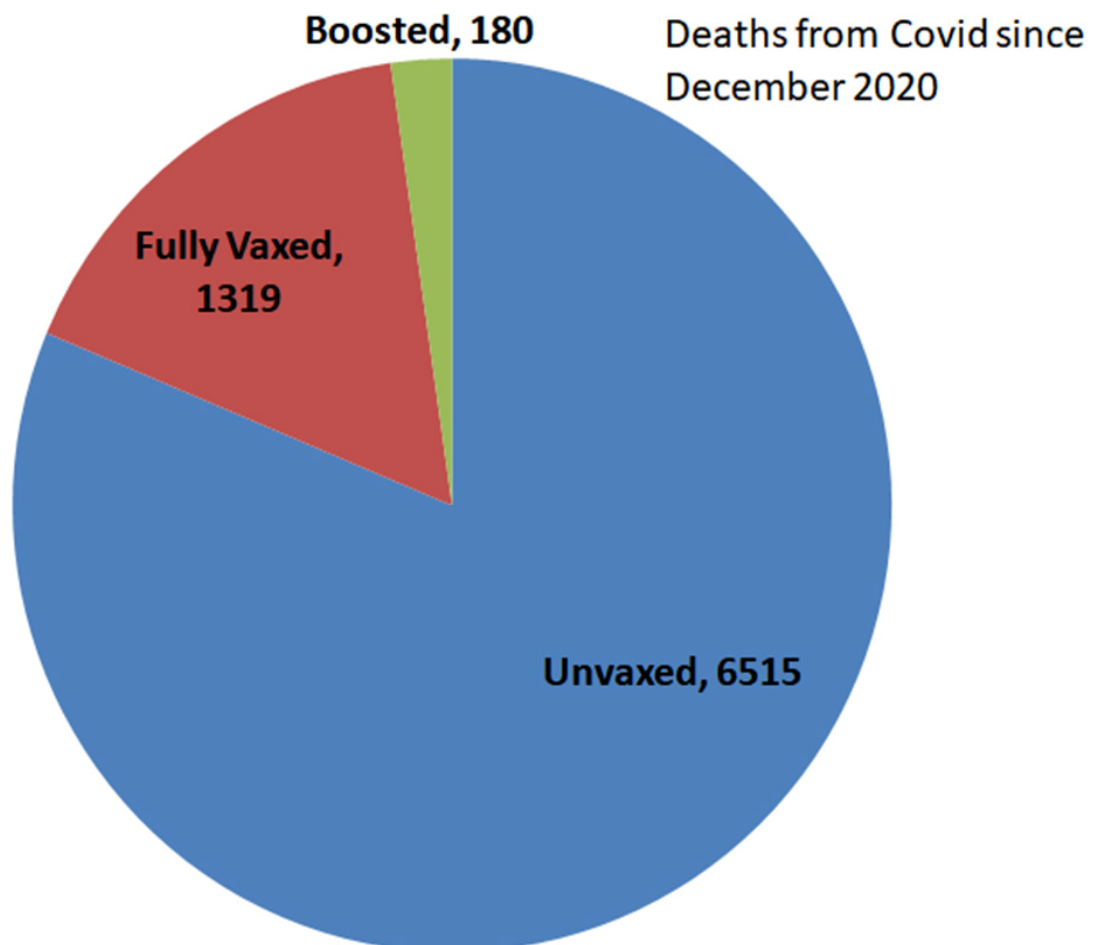
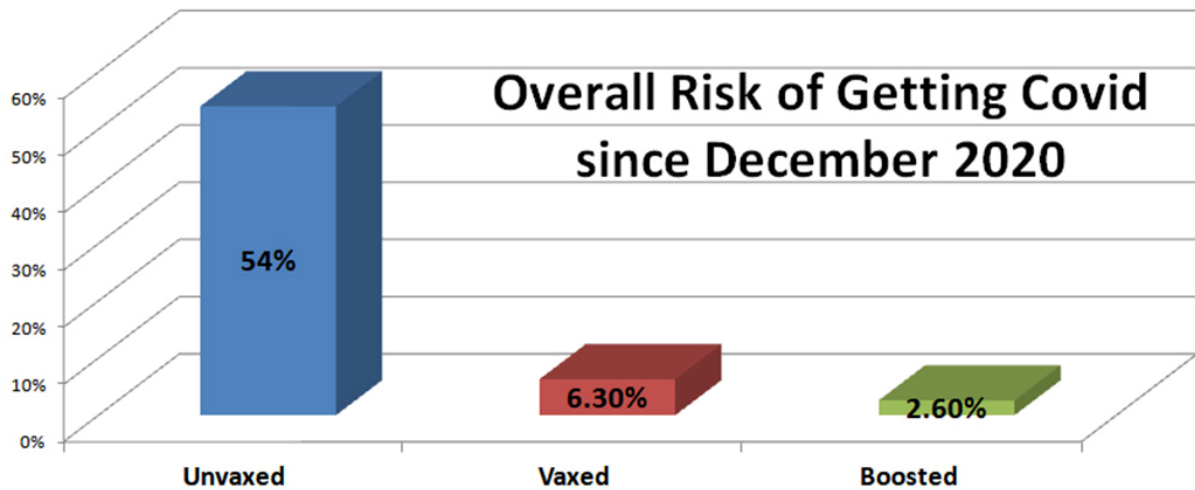


# Two Years of Covid

## February 15, 2022 - page 1

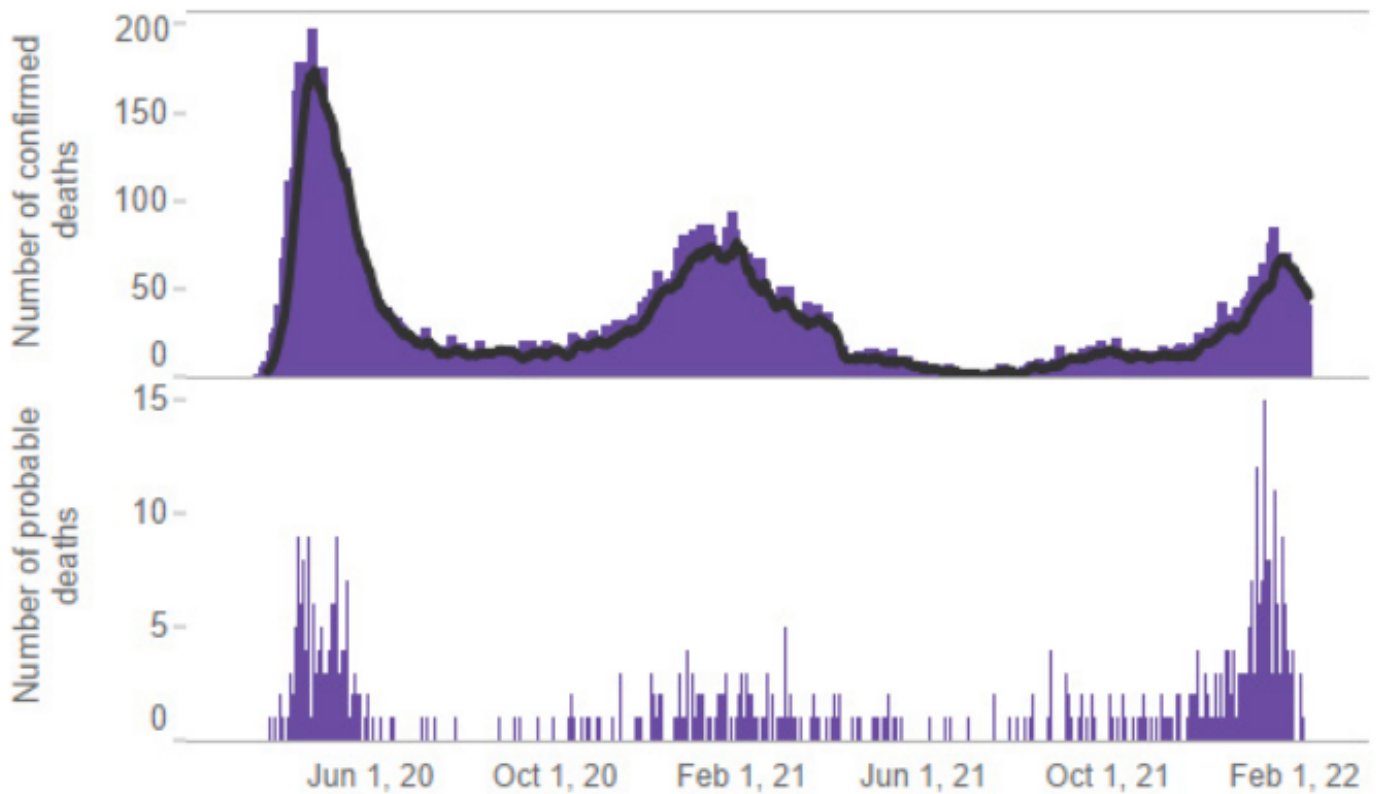


Data from Massachusetts Department of Public Health

# Two Years of Covid

## February 15, 2022 - page 2

Number of COVID-19 confirmed deaths, probable COVID-19 deaths, and 7-day average of confirmed deaths



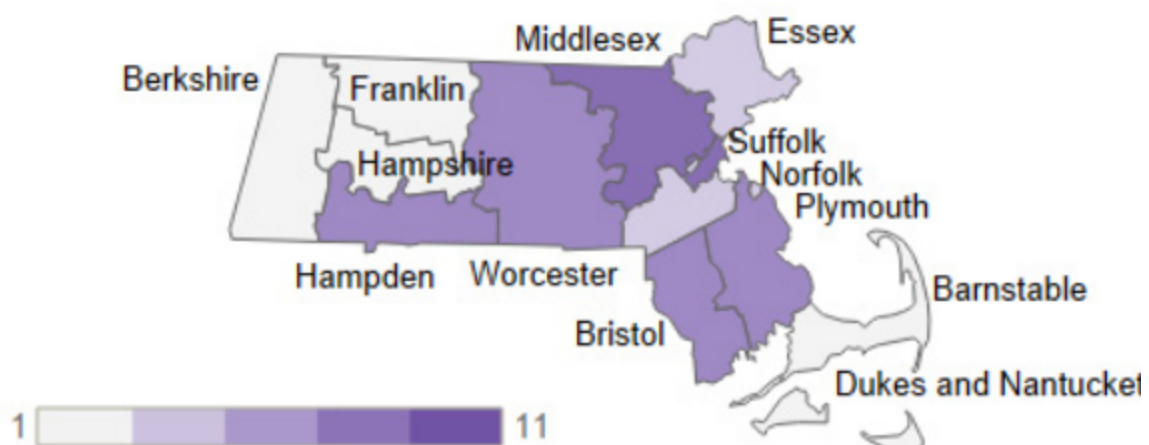
New confirmed and probable deaths reported by county

Select new or total deaths

Select a date\*

New confirmed and probable deaths

2/14/2022



# Two Years of Covid

## February 15, 2022 - page 3

### The Real Risk of Dying From Covid in MA is Finally Out

First, direct from the State of Massachusetts Covid Dashboard, there have been 22,188 deaths in MA as of February 13, 2022.

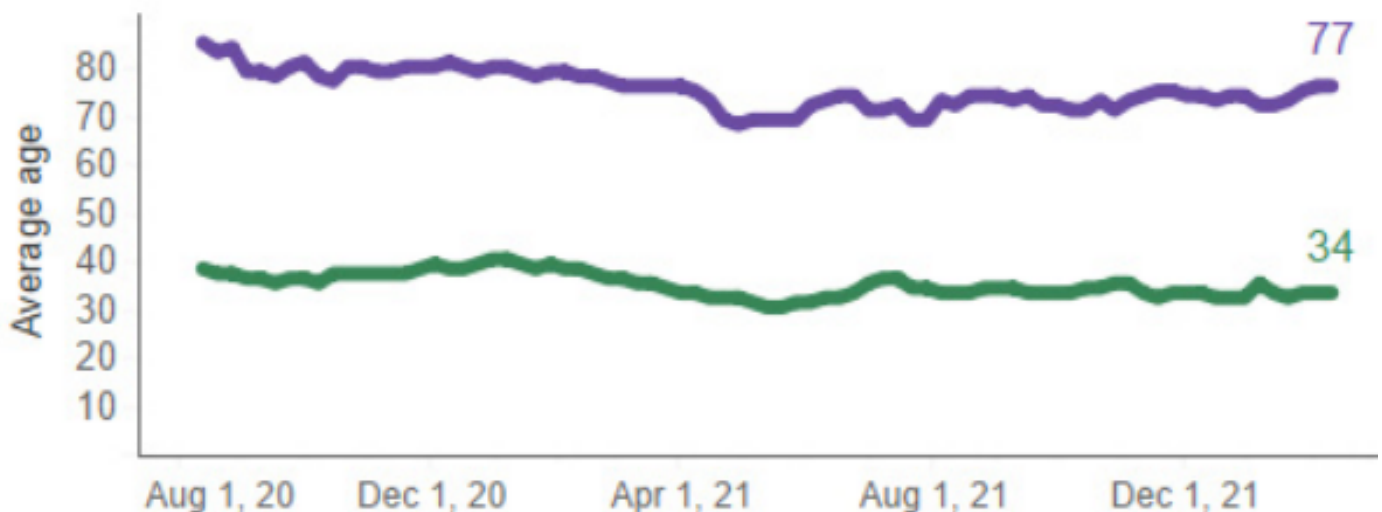
#### Cases by Vaccination Status

Unvaxed Cases since December 2020: 928,178 – Hospitalizations: 19,766 – Deaths: 6,515 – **.70%**

Fully Vaccinated breakthrough Cases since December 2020: 325,204 – Hospitalizations: 5,299 – Deaths: 1,319 – **.41%**

Cases in Boosted Individuals: 69,398 – Hospitalizations: 586 – Deaths: 180 – **.26%**

Average ages of people who tested positive for and died of COVID-19

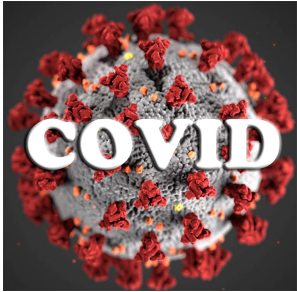


#### Bottom Line – Risk of Death

So what does this all mean? it means that if you get vaxed, you cut your risk of death from Covid by 41%. If you get boosted, you cut your risk of death from Covid by 62%. Note: Underlying illness is a great risk as of all breakthrough deaths, 63% had underlying illness..

# Two Years of Covid

## February 15, 2022 – page 4



### Risk of Getting Covid – Do Vaccines Work?

The differences are much greater when we unpack the overall risk of having to deal with what all agree can be a very unpleasant illness. More than half of unvaxed people get Covid. Only 1 in 16 vaxed people get the disease. And only 1 in 38 people who are boosted get the disease.

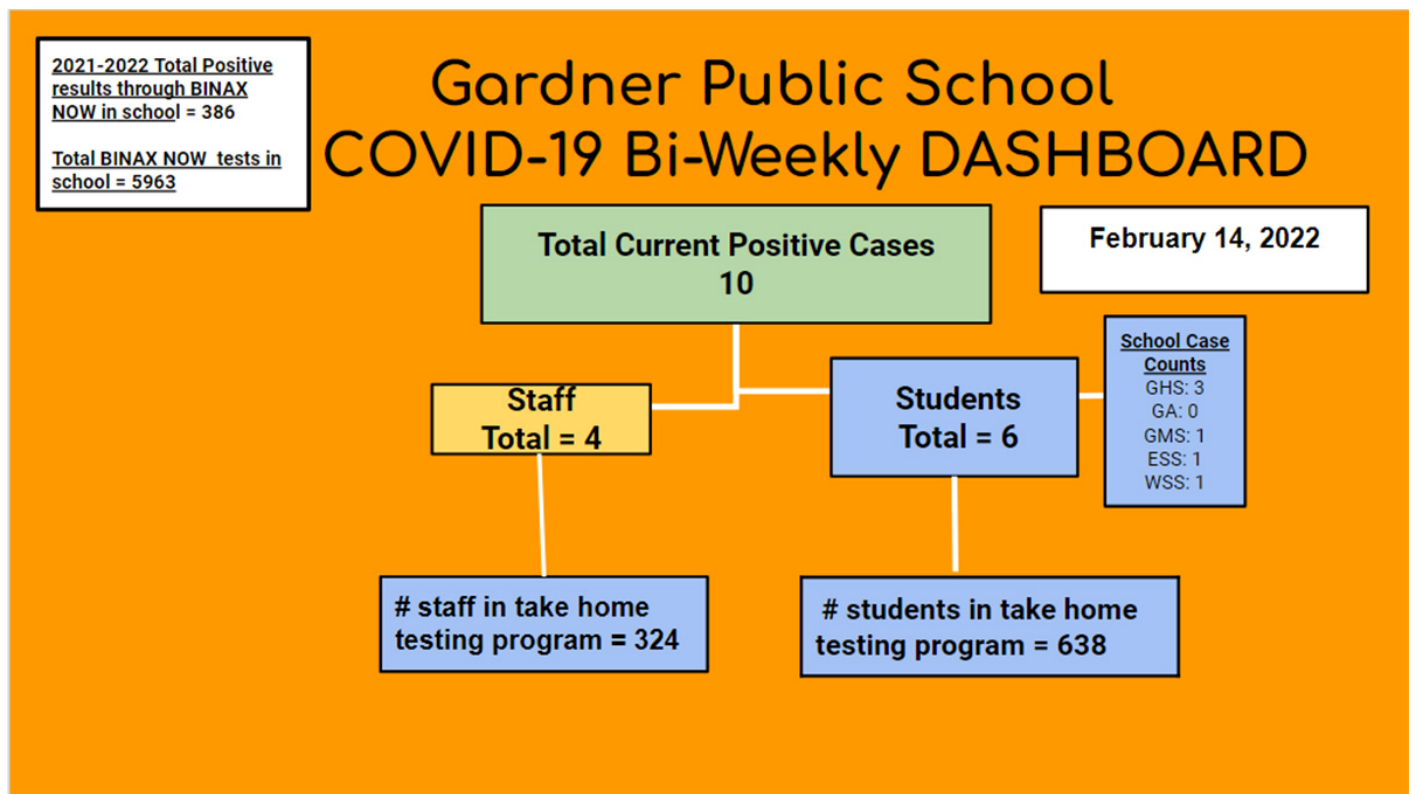
### The Details



Unvaxed in MA: 1.7 million, Cases 928,178 since December 2020 **54%** get Covid — Vaxed in MA: 5,200,000, Cases 325,204 since December 2020 **6.3%** get Covid — Boosted in MA: 2,700,000, Cases 69,398. **2.6%** get Covid

### Where Gardner MA Schools Stand Right Now

Gardner MA Positive Covid Cases down 91 percent from the last report one month ago.



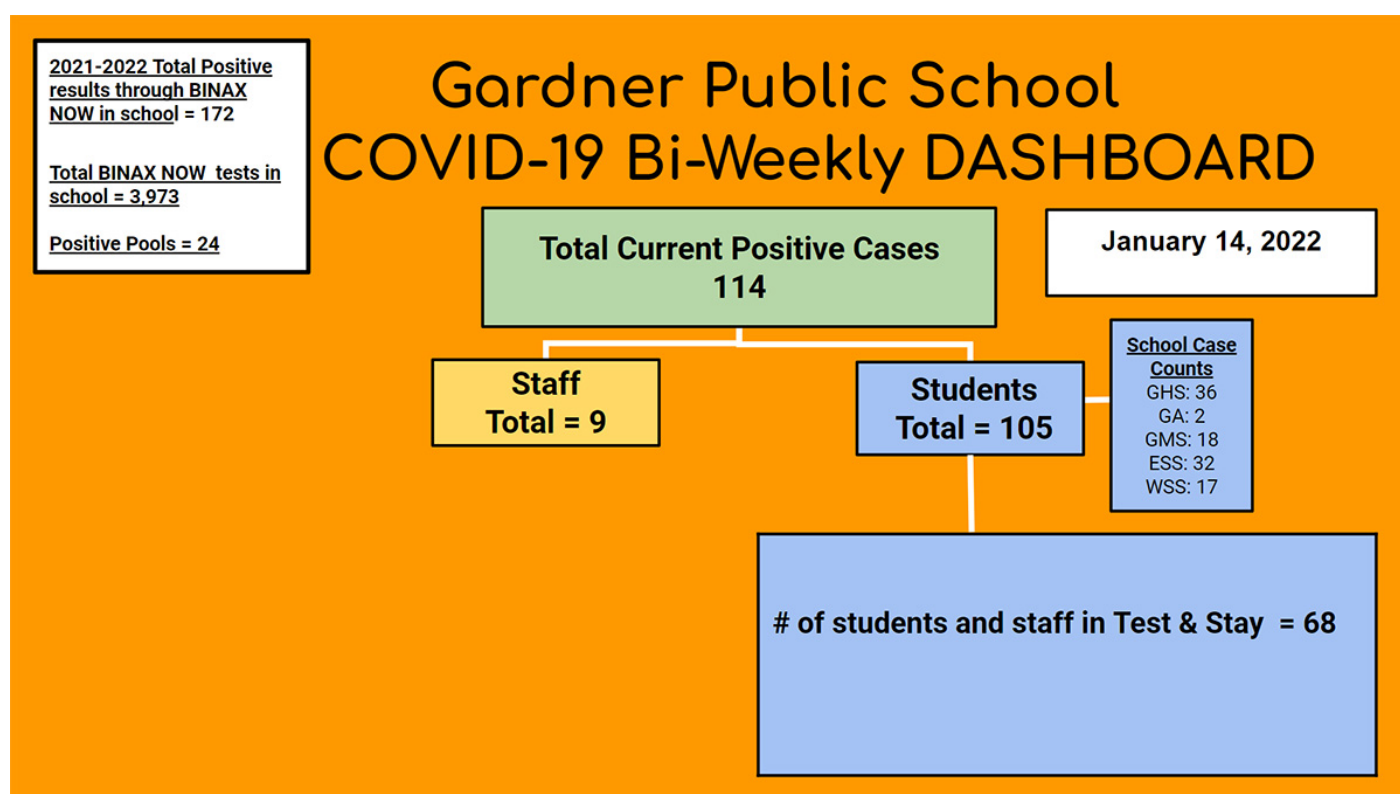
# Two Years of Covid

## February 15, 2022 - page 5

### Gardner MA Covid School Cases Down, Wide Participation in Covid Testing

The Gardner Public School Covid-19 Bi-Weekly DASHBOARD was updated just before 11am on February 14, 2022. Total Current Positive Cases are 10, down from 114 reported one month ago, a decrease of over 91 percent. A new statistic is being reported: 324 staff in home testing program and 638 students in home testing program. The Massachusetts Mask Mandate for schools goes away February 28, 2022. Gardner has not yet announced whether the mask mandate will be lifted locally..

#### Gardner MA School Covid Report from one month ago.



# Two Years of Covid

## February 15, 2022 - page 6

The Gardner MA School System has released a 7 page Covid Flow Chart. This is page 1 of that chart.

